



Balcatta Primary School

Balcatta Senior High School

Osborne Primary School

Takari Primary School

Tuart Hill Primary School

West Balcatta Primary School

Your Balcatta Electorate Schools Report 2015





In 2010 the Barnett Liberal-National Party Government began a program of public sector staff and funding cuts, as well as the sale of public assets and privatisation of services.

At the same time the population of WA was growing rapidly, housing affordability getting worse, and costs of living rising.

UnionsWA, with the support of public sector unions, decided to create the **Save Our Services** campaign to raise awareness about and address these issues.

The **Save Our Services** campaign is about ensuring West Australians, particularly those most in need, can access decent schools, health care, public transport and other Government services.

The Barnett Government has been in office for more than six years and the measurable impacts for public services include:

- rising class sizes in our schools;
- longer waiting times in our hospitals;
- worse traffic congestion including associated costs to our economy with a lack of investment in our roads and public transport; and
- compromised services due to the privatisation of hospitals and prisons.

Save Our Services is committed to a clearer, stronger role for the public sector. The need for investment in our people, services and infrastructure is very great.

www.saveourservices.com.au



Putting Our Kids First is a community campaign established by peak education bodies representing parents, teachers, principals, education assistants and support staff in Western Australian public schools.

We believe that every child has the right to access a well-funded, high quality public education, regardless of their background or circumstances.

Putting Our Kids First advocates for the reversal of Liberal State Government's staffing and budget cuts to the WA public education sector.

Since 2013, Colin Barnett's cuts include:

- over \$200 million cut directly from public school budgets in 2014;
- a further \$45 million cut from secondary school budgets in 2015;
- over 800 teaching positions cut in 2014/15;
- over 1000 education assistants cut in 2014/15;
- 150 central and regional office positions;
- 200 redundancies across the sector in 2015;
- 110 Aboriginal and Islander Education Officers cut in 2014; and
- an average reduction in expenditure per student of \$714 per year

Barnett's education cuts are making it increasingly difficult for public schools to deliver every child the high quality education they deserve. A strong, well-funded public education should be the first priority of the State Government. We call on the Premier to put our kids first, not last.

www.puttingourkidsfirst.com.au



Helping our schools to a better future.

Helping our schools to a better future.

My children mean everything to me. I want them to be happy and have meaningful opportunities throughout their life. I believe our public schools are vital for ensuring all children can have a better future.

Over the past few years, the Barnett Government has reduced funding to our public schools. The first and hardest hit were Education Assistants, who provide vital support for children with disability, as well as indigenous children. And with Western Australia now having the largest class sizes in Australia, our teachers must work harder to meet the needs of children, without the support they require. These cuts affect every child in our classrooms.

As parents, we have every right to know if our schools are being funded properly.

For the first time, this report attempts to set out the size of cuts to recurrent funding, school by school, comparing 2013 and 2015 numbers. It hasn't been easy putting these figures together, as the Government keeps changing their funding methods. However, care has been taken to ensure that parents and the community have accurate information; an important first step in deciding where to go or what to do from here.

We've found that a majority of schools are getting much less recurrent funding per student in 2015 compared with 2013. While some schools have experienced welcomed increases, the statewide average funding per student is a cut of \$520 compared with 2013. When you consider that impact on a classroom of 25 students, that's a fall in funding of over \$12,000.

Of course, as funding cuts impact our schools, more and more pressure is put on principals and staff - and parents - to fundraise to pay for the extras - like camps, sporting events and other costs. Some parents and school communities are less able to meet these costs than others. The result is a less fair system.

While money isn't everything when it comes to quality schooling, it does matter. As parents we do our best, together with schools, to create an environment where our kids can learn, make friends, be challenged, and develop and grow.

In the same way that we ask ourselves what we can do to support our children for the future, I ask you to consider how you might support our public schools into the future.

We've included information on who to contact about school funding cuts. If you have a view, please take the time to get in touch with your local Member of Parliament or the Minister for Education and ask why they're not putting your kids first.

Meredith Hammat
Spokesperson
Save Our Services
Putting Our Kids First



“Citizens have a right to know how public funds are spent on public services. Sadly, information like this is not easy to find, even in crucial areas like education. In this particular case neither the Minister nor the relevant Departments have been keen to make all the data readily available.

“To give Western Australians a sense of the resources flowing to individual local public schools this report provides plausible estimates from available sources. The data has been painstakingly put together and presents an alarming picture of the uneven and sometimes large funding per student declines at individual schools.

“The production of this report is commendable and I wholeheartedly support calls for improved transparency in the public sector.”

Professor David Hayward

Dean, School of Global, Urban and Social Studies
RMIT University

Research methodology

The figures used in these reports are based on information sourced from questions in Parliament, **Schools Online**, the Department of Education and the Office of the Minister for Education. Comparable figures were available for 694 schools.

Due to the relocation in 2015 of Year 7 students from primary to secondary schools and the introduction of a new Student Centred Funding Model (SCFM) as well as announced cuts and some of those cuts then overturned, it is not valid to simply compare school budgets between 2013 and 2015. To ensure that the figures provided are rigorous, the reports compare adjusted 2013 expenditure per student between these two years. Using per student expenditure controls for the large influx into secondary school of Year 7 students in 2015, as well as the rapid overall student population growth in WA. The figures used are for recurrent expenditure. One-off funding for capital costs are not included in these figures.

In early 2015, the Minister for Education released revised school budget figures, incorporating lower cuts than had previously been announced.

For the reasons outlined above, to compare in real terms 2013 with 2015 it has been necessary to adjust 2013 funding in real, 2015 terms, i.e., to take into account that non-salary expenses incurred by schools have risen with inflation. For this purpose, the WA Treasury estimates for the WA Consumer Price Index of 3.0% and 2.25% with actual 2012/13 and projected 2015/16 apply respectively. For schools, non-salary expenses comprise 12% of total budgets. Further 88% of school budgets go towards staff. Reflecting rising costs of living and the need to retain experienced staff, these costs have risen over the two years compared, with adjustments of 4.25% and 2.75% applied.

Up until the start of 2015, leave costs for staff formed part of the funding to schools and were paid to staff by the school. The Education Department then changed policy to centralise the payment of leave for school staff. Taking this change into account, the cost of leave funded directly to schools has been removed from those budgets and these calculations, i.e., neither 2015 nor 2013 figures include leave cost or funding. This was for an amount of 9.2%.

For a small number of schools where the difference per student exceeds \$2000, the figure has been capped at \$2000. In most cases, this applies to schools with very low student populations or schools yet to finalise student numbers, which can influence the data. Small regional schools and Education Support Centres have been the hardest hit by funding reductions as these schools often rely on Education Assistants that suffered the main workforce cuts. There are also small variations of up to a single dollar on some totals due to rounding.

Source documents used for calculations have been drawn from Budget papers, answers to questions in the WA Parliament and other sources. These documents are available on the Save Our Services website under **Resources**.

We encourage you to consult with your school's principal for further information regarding your school's funding situation. Any supporters who have additional or different information are encouraged to provide these by completing the **Putting Our Kids First School Survey**.

Balcatta Primary School

387 Main Street BALCATTA WA 6021

<http://www.balcattaprimary.wa.edu.au>

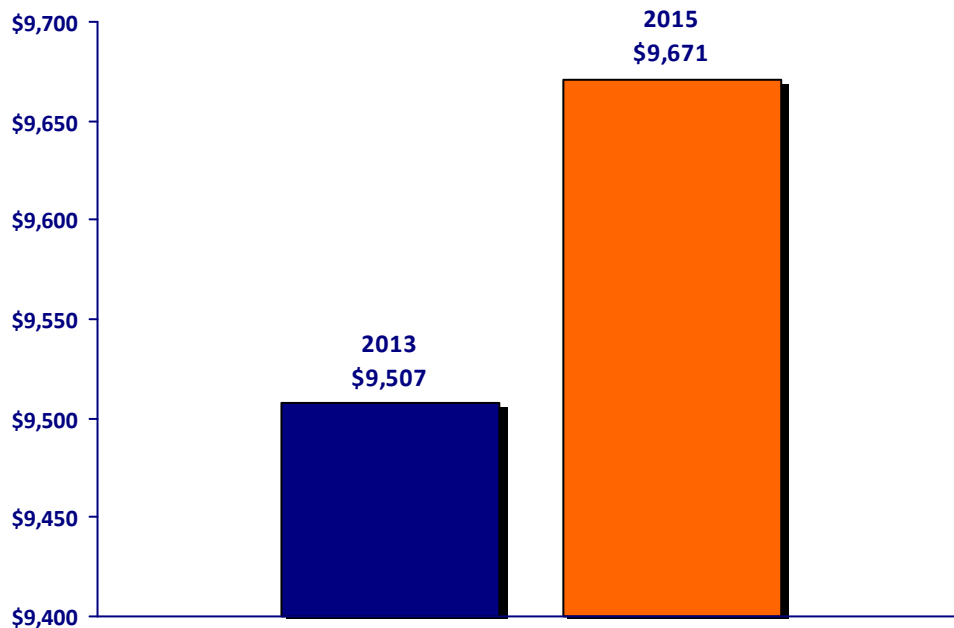
2015 Student Numbers

195

2015 WA government funding

\$1,885,816

Per student funding 2013 and 2015



Balcatta Primary School

Comparison per student funding in individual school,
electorate schools average and WA schools average, 2013 and 2015

	2013	2015	Difference*
Balcatta Primary School	\$9,507	\$9,671	\$164
Electorate All Schools	\$9,642	\$9,264	-\$379
WA All Schools	\$10,203	\$9,684	-\$520

Take action if you're not happy with the level of funding for your children's school:

Contact the Minister for Education, Peter Collier

Minister.Collier@dpc.wa.gov.au

or contact your local member:

Chris Hatton MLA

Chris.Hatton@mp.wa.gov.au

*Please refer to the notes regarding figures capped at +/- \$2000 in the research methodology.

Balcatta Senior High School

31 Poincaire Street BALCATTWA 6021

<http://www.balcattashs.wa.edu.au>

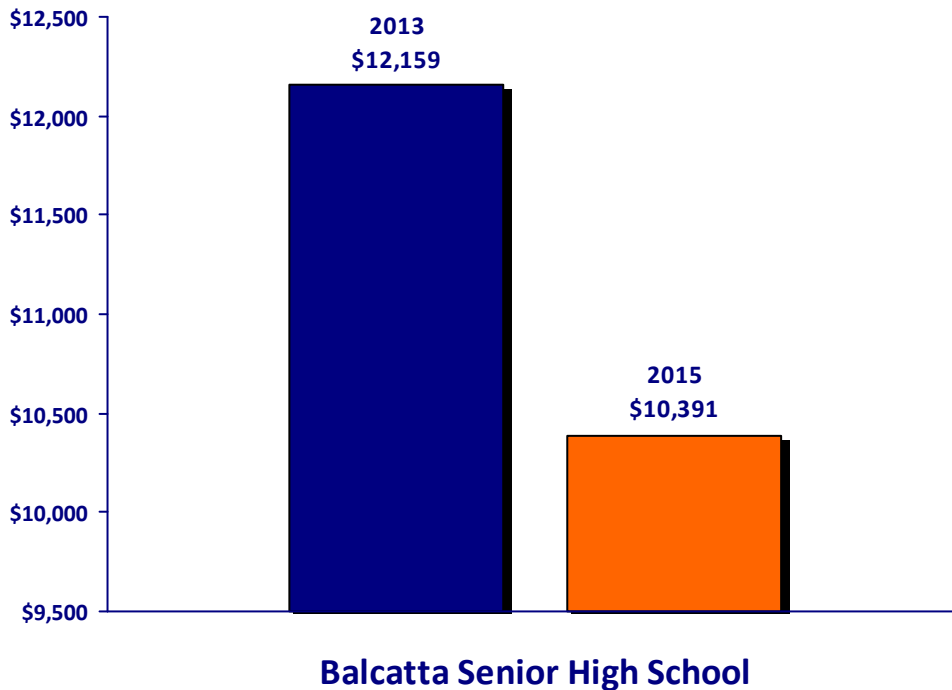
2015 Student Numbers

651

2015 WA government funding

\$6,764,331

Per student funding 2013 and 2015



Comparison per student funding in individual school, electorate schools average and WA schools average, 2013 and 2015

	2013	2015	Difference*
Balcatta Senior High School	\$12,159	\$10,391	-\$1,768
Electorate All Schools	\$9,642	\$9,264	-\$379
WA All Schools	\$10,203	\$9,684	-\$520

Take action if you're not happy with the level of funding for your children's school:

Contact the Minister for Education, Peter Collier

Minister.Collier@dpc.wa.gov.au

or contact your local member:

Chris Hatton MLA

Chris.Hatton@mp.wa.gov.au

*Please refer to the notes regarding figures capped at +/- \$2000 in the research methodology.

Osborne Primary School

155 Albert Street OSBORNE PARK WA 6017

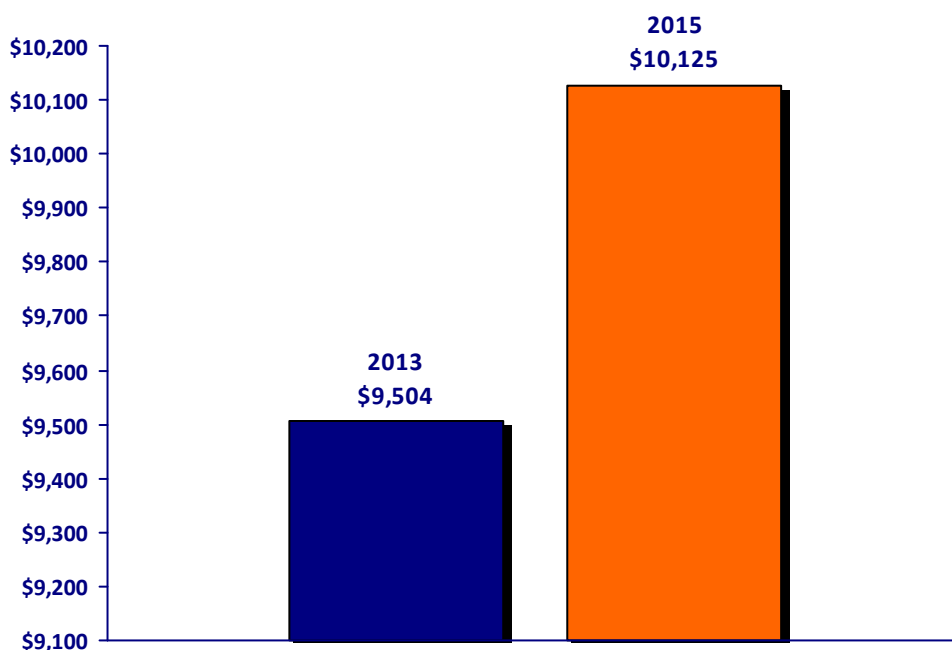
2015 Student Numbers

198

2015 WA government funding

\$2,004,796

Per student funding 2013 and 2015



Osborne Primary School

Comparison per student funding in individual school,
electorate schools average and WA schools average, 2013 and 2015

	2013	2015	Difference*
Osborne Primary School	\$9,504	\$10,125	\$621
Electorate All Schools	\$9,642	\$9,264	-\$379
WA All Schools	\$10,203	\$9,684	-\$520

Take action if you're not happy with the level of funding for your children's school:

Contact the Minister for Education, Peter Collier

Minister.Collier@dpc.wa.gov.au

or contact your local member:

Chris Hatton MLA

Chris.Hatton@mp.wa.gov.au

*Please refer to the notes regarding figures capped at +/- \$2000 in the research methodology.

Takari Primary School

5 Rickman Street BALCATTWA WA 6021

<http://www.takarips.wa.edu.au>

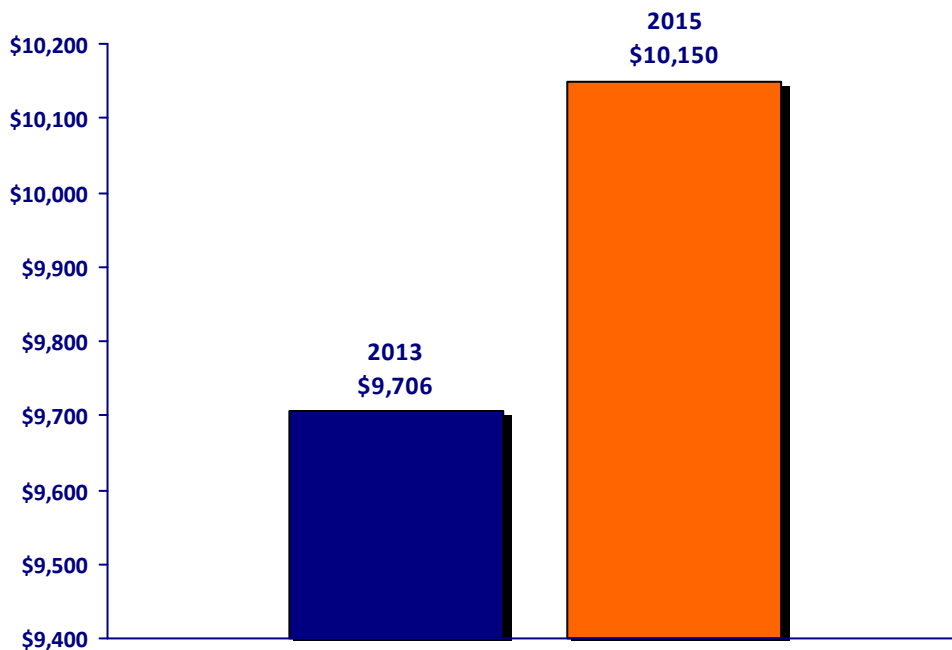
2015 Student Numbers

188

2015 WA government funding

\$1,908,114

Per student funding 2013 and 2015



Takari Primary School

Comparison per student funding in individual school, electorate schools average and WA schools average, 2013 and 2015

	2013	2015	Difference*
Takari Primary School	\$9,706	\$10,150	\$444
Electorate All Schools	\$9,642	\$9,264	-\$379
WA All Schools	\$10,203	\$9,684	-\$520

Take action if you're not happy with the level of funding for your children's school:

Contact the Minister for Education, Peter Collier

Minister.Collier@dpc.wa.gov.au

or contact your local member:

Chris Hatton MLA

Chris.Hatton@mp.wa.gov.au

*Please refer to the notes regarding figures capped at +/- \$2000 in the research methodology.

Tuart Hill Primary School

Banksia Street TUART HILL WA 6060

<http://www.tuarthillps.wa.edu.au>

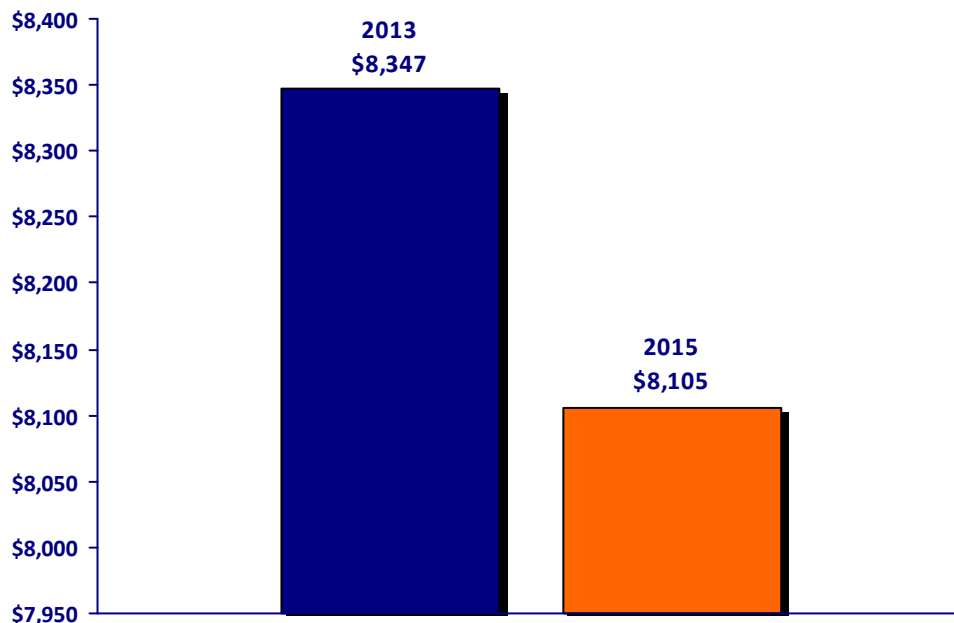
2015 Student Numbers

382

2015 WA government funding

\$3,096,283

Per student funding 2013 and 2015



Tuart Hill Primary School

Comparison per student funding in individual school,
electorate schools average and WA schools average, 2013 and 2015

	2013	2015	Difference*
Tuart Hill Primary School	\$8,347	\$8,105	-\$241
Electorate All Schools	\$9,642	\$9,264	-\$379
WA All Schools	\$10,203	\$9,684	-\$520

Take action if you're not happy with the level of funding for your children's school:

Contact the Minister for Education, Peter Collier

Minister.Collier@dpc.wa.gov.au

or contact your local member:

Chris Hatton MLA

Chris.Hatton@mp.wa.gov.au

*Please refer to the notes regarding figures capped at +/- \$2000 in the research methodology.

West Balcatta Primary School

215 Cedric Street BALCATTA WA 6021

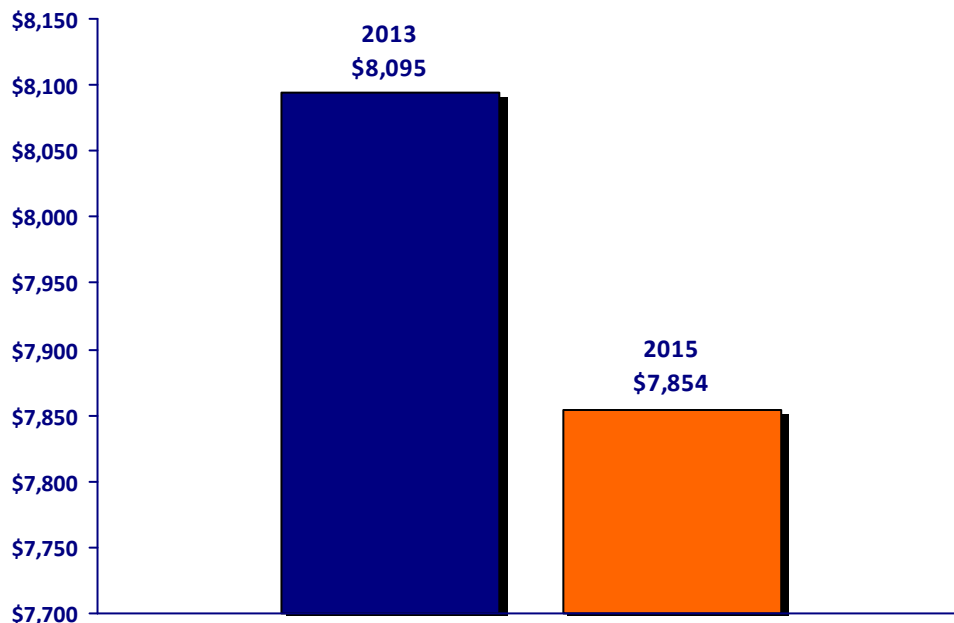
2015 Student Numbers

501

2015 WA government funding

\$3,934,652

Per student funding 2013 and 2015



West Balcatta Primary School

Comparison per student funding in individual school,
electorate schools average and WA schools average, 2013 and 2015

	2013	2015	Difference*
West Balcatta Primary School	\$8,095	\$7,854	-\$241
Electorate All Schools	\$9,642	\$9,264	-\$379
WA All Schools	\$10,203	\$9,684	-\$520

Take action if you're not happy with the level of funding for your children's school:

Contact the Minister for Education, Peter Collier

Minister.Collier@dpc.wa.gov.au

or contact your local member:

Chris Hatton MLA

Chris.Hatton@mp.wa.gov.au

*Please refer to the notes regarding figures capped at +/- \$2000 in the research methodology.

Putting Our Kids First
www.puttingourkidsfirst.com.au

Save Our Services
www.saveourservices.com.au