



Adam Road Primary School

Australind Primary School

Australind Senior High School

Bunbury Primary School

Bunbury Senior High School

Carey Park Primary School

Clifton Park Primary School

College Row School

Cooinda Primary School

Djidi Djidi Aboriginal School

Maidens Park Primary School

Manea Senior College

Newton Moore Education Support Centre

Newton Moore Senior High School

Picton Primary School

South Bunbury Primary School

## Your Bunbury Electorate Schools Report 2015





In 2010 the Barnett Liberal-National Party Government began a program of public sector staff and funding cuts, as well as the sale of public assets and privatisation of services.

At the same time the population of WA was growing rapidly, housing affordability getting worse, and costs of living rising.

UnionsWA, with the support of public sector unions, decided to create the **Save Our Services** campaign to raise awareness about and address these issues.

The **Save Our Services** campaign is about ensuring West Australians, particularly those most in need, can access decent schools, health care, public transport and other Government services.

The Barnett Government has been in office for more than six years and the measurable impacts for public services include:

- rising class sizes in our schools;
- longer waiting times in our hospitals;
- worse traffic congestion including associated costs to our economy with a lack of investment in our roads and public transport; and
- compromised services due to the privatisation of hospitals and prisons.

**Save Our Services** is committed to a clearer, stronger role for the public sector. The need for investment in our people, services and infrastructure is very great.

[www.saveourservices.com.au](http://www.saveourservices.com.au)



**Putting Our Kids First** is a community campaign established by peak education bodies representing parents, teachers, principals, education assistants and support staff in Western Australian public schools.

We believe that every child has the right to access a well-funded, high quality public education, regardless of their background or circumstances.

**Putting Our Kids First** advocates for the reversal of Liberal State Government's staffing and budget cuts to the WA public education sector.

Since 2013, Colin Barnett's cuts include:

- over \$200 million cut directly from public school budgets in 2014;
- a further \$45 million cut from secondary school budgets in 2015;
- over 800 teaching positions cut in 2014/15;
- over 1000 education assistants cut in 2014/15;
- 150 central and regional office positions;
- 200 redundancies across the sector in 2015;
- 110 Aboriginal and Islander Education Officers cut in 2014; and
- an average reduction in expenditure per student of \$714 per year

Barnett's education cuts are making it increasingly difficult for public schools to deliver every child the high quality education they deserve. A strong, well-funded public education should be the first priority of the State Government. We call on the Premier to put our kids first, not last.

[www.puttingourkidsfirst.com.au](http://www.puttingourkidsfirst.com.au)



## Helping our schools to a better future.

Helping our schools to a better future.

My children mean everything to me. I want them to be happy and have meaningful opportunities throughout their life. I believe our public schools are vital for ensuring all children can have a better future.

Over the past few years, the Barnett Government has reduced funding to our public schools. The first and hardest hit were Education Assistants, who provide vital support for children with disability, as well as indigenous children. And with Western Australia now having the largest class sizes in Australia, our teachers must work harder to meet the needs of children, without the support they require. These cuts affect every child in our classrooms.

As parents, we have every right to know if our schools are being funded properly.

For the first time, this report attempts to set out the size of cuts to recurrent funding, school by school, comparing 2013 and 2015 numbers. It hasn't been easy putting these figures together, as the Government keeps changing their funding methods. However, care has been taken to ensure that parents and the community have accurate information; an important first step in deciding where to go or what to do from here.

We've found that a majority of schools are getting much less recurrent funding per student in 2015 compared with 2013. While some schools have experienced welcomed increases, the statewide average funding per student is a cut of \$520 compared with 2013. When you consider that impact on a classroom of 25 students, that's a fall in funding of over \$12,000.

Of course, as funding cuts impact our schools, more and more pressure is put on principals and staff - and parents - to fundraise to pay for the extras - like camps, sporting events and other costs. Some parents and school communities are less able to meet these costs than others. The result is a less fair system.

While money isn't everything when it comes to quality schooling, it does matter. As parents we do our best, together with schools, to create an environment where our kids can learn, make friends, be challenged, and develop and grow.

In the same way that we ask ourselves what we can do to support our children for the future, I ask you to consider how you might support our public schools into the future.

We've included information on who to contact about school funding cuts. If you have a view, please take the time to get in touch with your local Member of Parliament or the Minister for Education and ask why they're not putting your kids first.

**Meredith Hammat**  
**Spokesperson**  
Save Our Services  
Putting Our Kids First



***“Citizens have a right to know how public funds are spent on public services. Sadly, information like this is not easy to find, even in crucial areas like education. In this particular case neither the Minister nor the relevant Departments have been keen to make all the data readily available.***

***“To give Western Australians a sense of the resources flowing to individual local public schools this report provides plausible estimates from available sources. The data has been painstakingly put together and presents an alarming picture of the uneven and sometimes large funding per student declines at individual schools.***

***“The production of this report is commendable and I wholeheartedly support calls for improved transparency in the public sector.”***

**Professor David Hayward**

Dean, School of Global, Urban and Social Studies  
RMIT University

### **Research methodology**

The figures used in these reports are based on information sourced from questions in Parliament, **Schools Online**, the Department of Education and the Office of the Minister for Education. Comparable figures were available for 694 schools.

Due to the relocation in 2015 of Year 7 students from primary to secondary schools and the introduction of a new Student Centred Funding Model (SCFM) as well as announced cuts and some of those cuts then overturned, it is not valid to simply compare school budgets between 2013 and 2015. To ensure that the figures provided are rigorous, the reports compare adjusted 2013 expenditure per student between these two years. Using per student expenditure controls for the large influx into secondary school of Year 7 students in 2015, as well as the rapid overall student population growth in WA. The figures used are for recurrent expenditure. One-off funding for capital costs are not included in these figures.

In early 2015, the Minister for Education released revised school budget figures, incorporating lower cuts than had previously been announced.

For the reasons outlined above, to compare in real terms 2013 with 2015 it has been necessary to adjust 2013 funding in real, 2015 terms, i.e., to take into account that non-salary expenses incurred by schools have risen with inflation. For this purpose, the WA Treasury estimates for the WA Consumer Price Index of 3.0% and 2.25% with actual 2012/13 and projected 2015/16 apply respectively. For schools, non-salary expenses comprise 12% of total budgets. Further 88% of school budgets go towards staff. Reflecting rising costs of living and the need to retain experienced staff, these costs have risen over the two years compared, with adjustments of 4.25% and 2.75% applied.

Up until the start of 2015, leave costs for staff formed part of the funding to schools and were paid to staff by the school. The Education Department then changed policy to centralise the payment of leave for school staff. Taking this change into account, the cost of leave funded directly to schools has been removed from those budgets and these calculations, i.e., neither 2015 nor 2013 figures include leave cost or funding. This was for an amount of 9.2%.

For a small number of schools where the difference per student exceeds \$2000, the figure has been capped at \$2000. In most cases, this applies to schools with very low student populations or schools yet to finalise student numbers, which can influence the data. Small regional schools and Education Support Centres have been the hardest hit by funding reductions as these schools often rely on Education Assistants that suffered the main workforce cuts. There are also small variations of up to a single dollar on some totals due to rounding.

Source documents used for calculations have been drawn from Budget papers, answers to questions in the WA Parliament and other sources. These documents are available on the Save Our Services website under **Resources**.

We encourage you to consult with your school's principal for further information regarding your school's funding situation. Any supporters who have additional or different information are encouraged to provide these by completing the **Putting Our Kids First School Survey**.



# Adam Road Primary School

Hotchin Street SOUTH BUNBURY WA 6230

<http://www.adamroad.wa.edu.au>

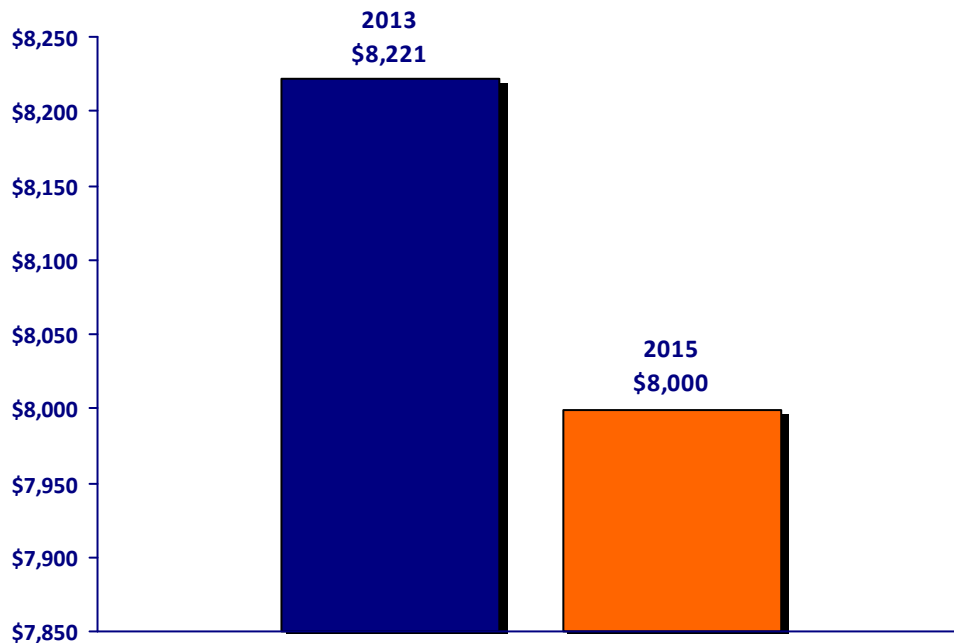
**2015 Student Numbers**

**528**

**2015 WA government funding**

**\$4,223,818**

Per student funding 2013 and 2015



## Adam Road Primary School

Comparison per student funding in individual school,  
electorate schools average and WA schools average, 2013 and 2015

	2013	2015	Difference*
Adam Road Primary School	\$8,221	\$8,000	-\$222
Electorate All Schools	\$10,967	\$10,453	-\$514
WA All Schools	\$10,203	\$9,684	-\$520

**Take action if you're not happy with the level of funding for your children's school:**

**Contact the Minister for Education, Peter Collier**

[Minister.Collier@dpc.wa.gov.au](mailto:Minister.Collier@dpc.wa.gov.au)

**or contact your local member:**

John Castrilli MLA

[john.castrilli@mp.wa.gov.au](mailto:john.castrilli@mp.wa.gov.au)

\*Please refer to the notes regarding figures capped at +/- \$2000 in the research methodology.

# Australind Primary School

PO Box 1482 Bunbury Post Shop BUNBURY WA 6231

<http://www.australindps.wa.edu.au/>

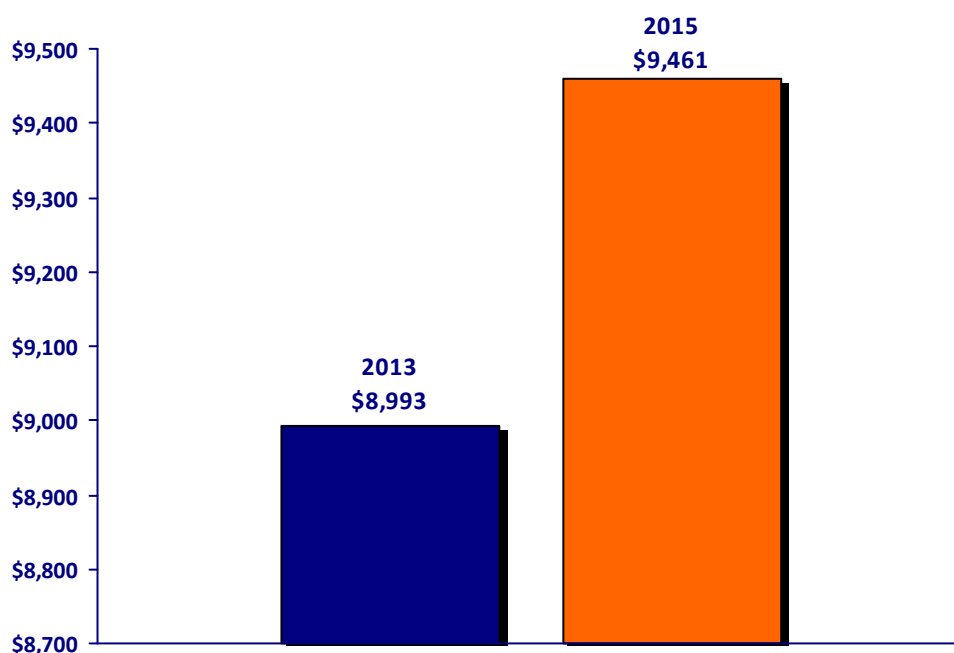
**2015 Student Numbers**

**271**

**2015 WA government funding**

**\$2,563,907**

Per student funding 2013 and 2015



## Australind Primary School

Comparison per student funding in individual school,  
electorate schools average and WA schools average, 2013 and 2015

	2013	2015	Difference*
Australind Primary School	\$8,993	\$9,461	<b>\$468</b>
Electorate All Schools	\$10,967	\$10,453	<b>-\$514</b>
WA All Schools	\$10,203	\$9,684	<b>-\$520</b>

**Take action if you're not happy with the level of funding for your children's school:**

**Contact the Minister for Education, Peter Collier**

Minister.Collier@dpc.wa.gov.au

**or contact your local member:**

John Castrilli MLA

john.castrilli@mp.wa.gov.au

\*Please refer to the notes regarding figures capped at +/- \$2000 in the research methodology.

# Australind Senior High School

12 Break O'Day Drive AUSTRALIND WA 6233

<http://www.australind.wa.edu.au>

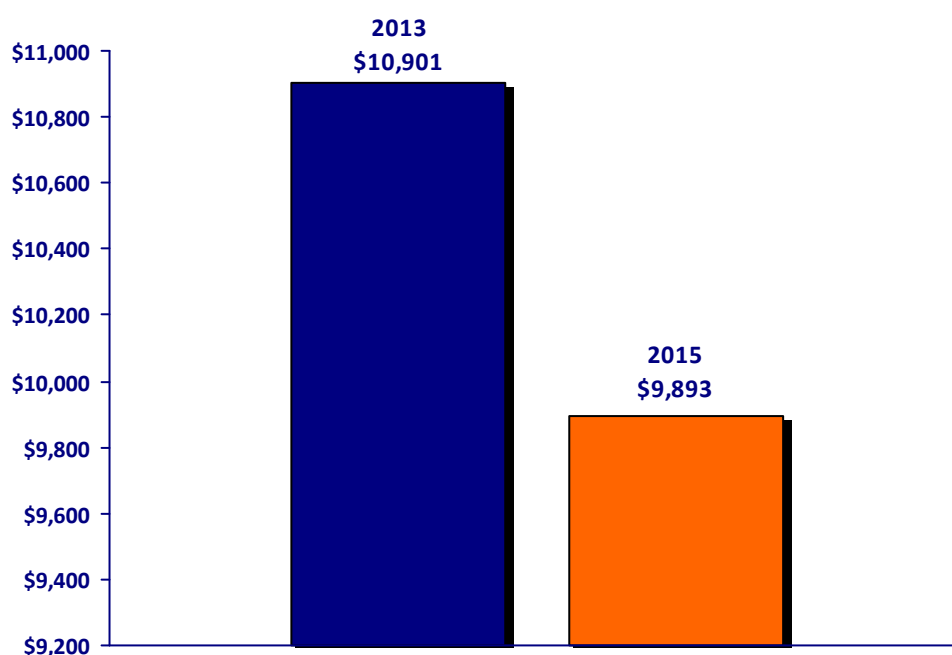
**2015 Student Numbers**

**1263**

**2015 WA government funding**

**\$12,494,931**

Per student funding 2013 and 2015



## Australind Senior High School

Comparison per student funding in individual school,  
electorate schools average and WA schools average, 2013 and 2015

	2013	2015	Difference*
Australind Senior High School	\$10,901	\$9,893	-\$1,008
Electorate All Schools	\$10,967	\$10,453	-\$514
WA All Schools	\$10,203	\$9,684	-\$520

**Take action if you're not happy with the level of funding for your children's school:**

**Contact the Minister for Education, Peter Collier**

[Minister.Collier@dpc.wa.gov.au](mailto:Minister.Collier@dpc.wa.gov.au)

**or contact your local member:**

John Castrilli MLA

[john.castrilli@mp.wa.gov.au](mailto:john.castrilli@mp.wa.gov.au)

\*Please refer to the notes regarding figures capped at +/- \$2000 in the research methodology.

# Bunbury Primary School

PO BOX 1908 BUNBURY WA 6231

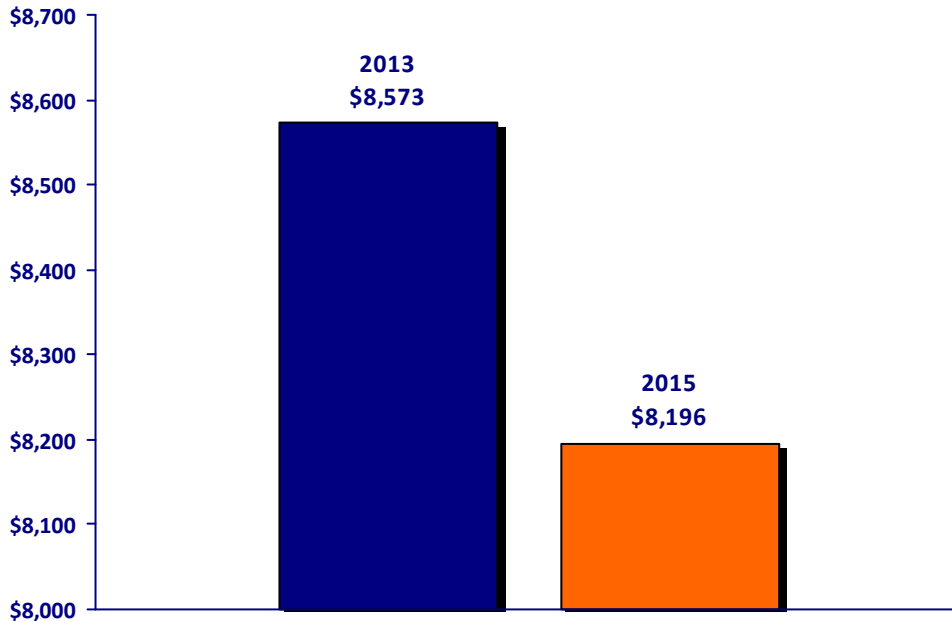
**2015 Student Numbers**

**430**

**2015 WA government funding**

**\$3,524,302**

Per student funding 2013 and 2015



## Bunbury Primary School

Comparison per student funding in individual school,  
electorate schools average and WA schools average, 2013 and 2015

	2013	2015	Difference*
Bunbury Primary School	\$8,573	\$8,196	-\$377
Electorate All Schools	\$10,967	\$10,453	-\$514
WA All Schools	\$10,203	\$9,684	-\$520

**Take action if you're not happy with the level of funding for your children's school:**

**Contact the Minister for Education, Peter Collier**

Minister.Collier@dpc.wa.gov.au

**or contact your local member:**

John Castrilli MLA

john.castrilli@mp.wa.gov.au

\*Please refer to the notes regarding figures capped at +/- \$2000 in the research methodology.



# Bunbury Senior High School

10-44 Haig Crescent BUNBURY WA 6230

<http://www.bunburyshs.wa.edu.au>

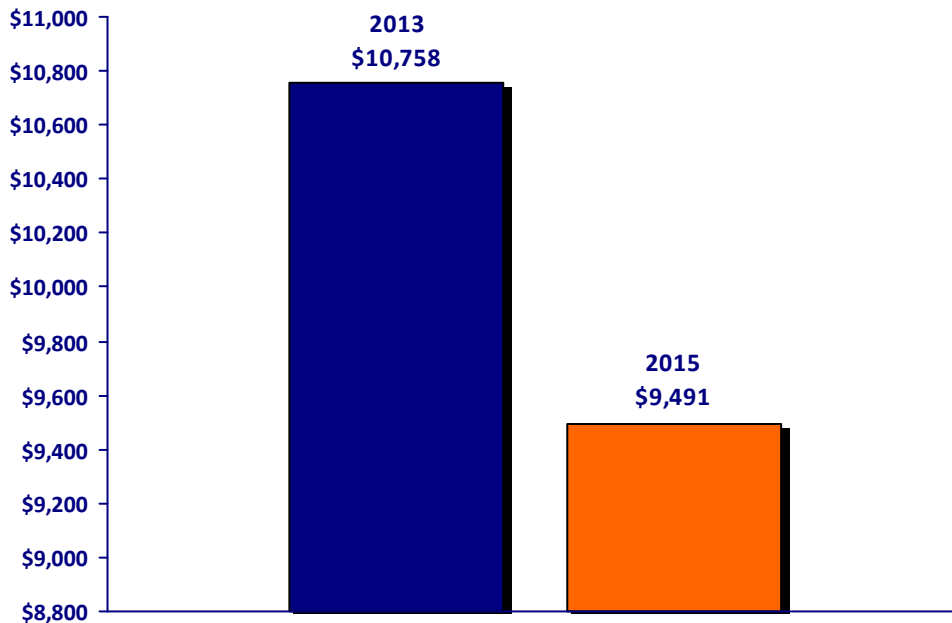
**2015 Student Numbers**

**952**

**2015 WA government funding**

**\$9,035,440**

Per student funding 2013 and 2015



## Bunbury Senior High School

Comparison per student funding in individual school,  
electorate schools average and WA schools average, 2013 and 2015

	2013	2015	Difference*
Bunbury Senior High School	\$10,758	\$9,491	-\$1,267
Electorate All Schools	\$10,967	\$10,453	-\$514
WA All Schools	\$10,203	\$9,684	-\$520

**Take action if you're not happy with the level of funding for your children's school:**

**Contact the Minister for Education, Peter Collier**

[Minister.Collier@dpc.wa.gov.au](mailto:Minister.Collier@dpc.wa.gov.au)

**or contact your local member:**

John Castrilli MLA

[john.castrilli@mp.wa.gov.au](mailto:john.castrilli@mp.wa.gov.au)

\*Please refer to the notes regarding figures capped at +/- \$2000 in the research methodology.

# Carey Park Primary School

Ecclestone Street CAREY PARK WA 6230

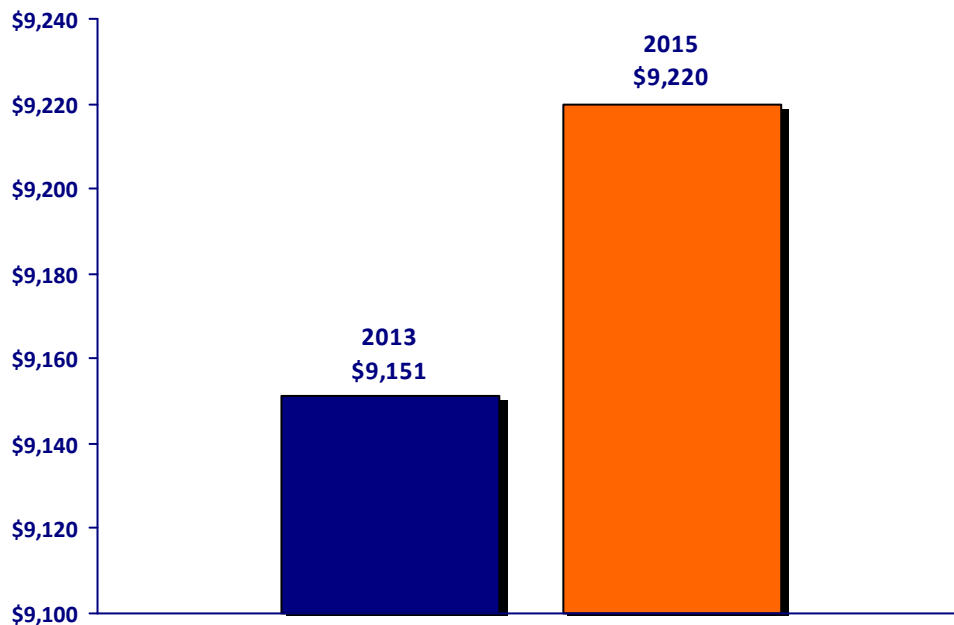
**2015 Student Numbers**

**366**

**2015 WA government funding**

**\$3,374,508**

Per student funding 2013 and 2015



## Carey Park Primary School

Comparison per student funding in individual school,  
electorate schools average and WA schools average, 2013 and 2015

	2013	2015	Difference*
Carey Park Primary School	\$9,151	\$9,220	<b>\$69</b>
Electorate All Schools	\$10,967	\$10,453	<b>-\$514</b>
WA All Schools	\$10,203	\$9,684	<b>-\$520</b>

**Take action if you're not happy with the level of funding for your children's school:**

**Contact the Minister for Education, Peter Collier**

Minister.Collier@dpc.wa.gov.au

**or contact your local member:**

John Castrilli MLA

john.castrilli@mp.wa.gov.au

\*Please refer to the notes regarding figures capped at +/- \$2000 in the research methodology.

# Clifton Park Primary School

Lucy Victoria Avenue CLIFTON PARK WA 6233

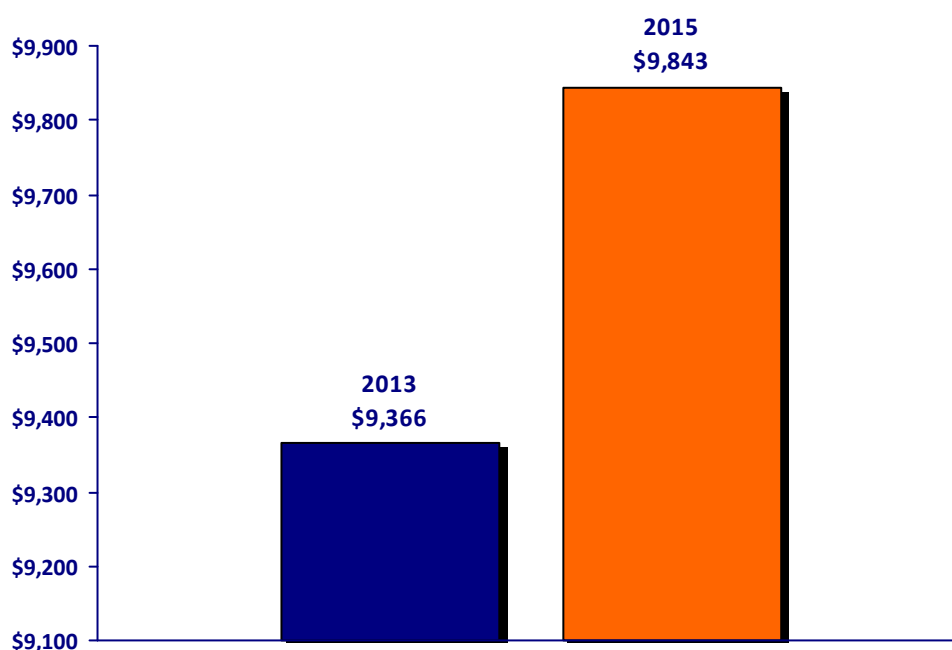
**2015 Student Numbers**

**179**

**2015 WA government funding**

**\$1,761,955**

Per student funding 2013 and 2015



## Clifton Park Primary School

Comparison per student funding in individual school,  
electorate schools average and WA schools average, 2013 and 2015

	2013	2015	Difference*
Clifton Park Primary School	\$9,366	\$9,843	<b>\$478</b>
Electorate All Schools	\$10,967	\$10,453	<b>-\$514</b>
WA All Schools	\$10,203	\$9,684	<b>-\$520</b>

**Take action if you're not happy with the level of funding for your children's school:**

**Contact the Minister for Education, Peter Collier**

Minister.Collier@dpc.wa.gov.au

**or contact your local member:**

John Castrilli MLA

john.castrilli@mp.wa.gov.au

\*Please refer to the notes regarding figures capped at +/- \$2000 in the research methodology.

# College Row School

College Row BUNBURY WA 6230

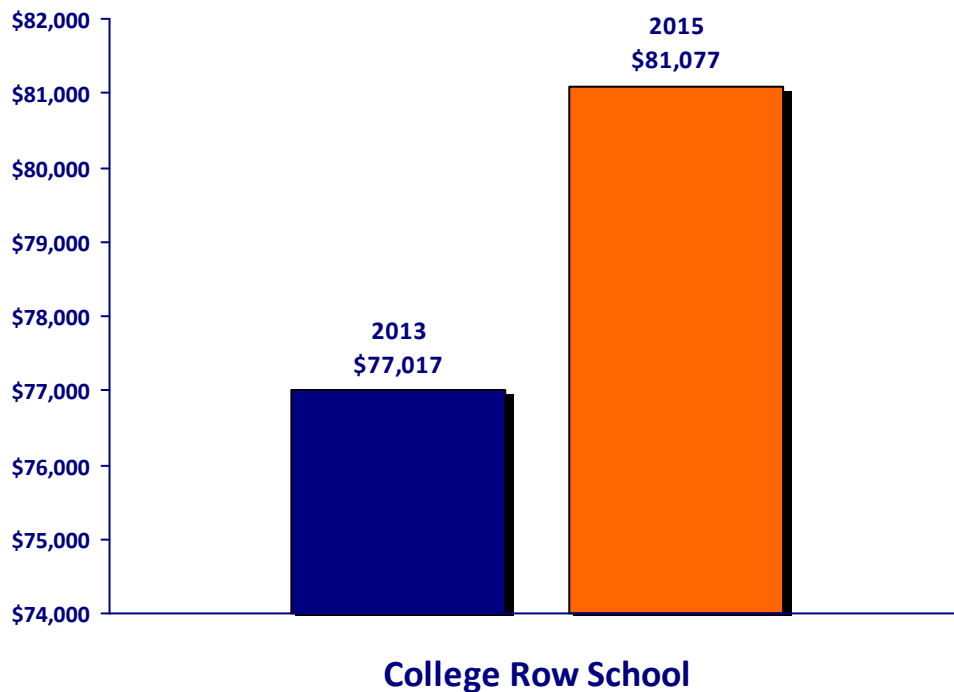
**2015 Student Numbers**

**27**

**2015 WA government funding**

**\$2,189,090**

Per student funding 2013 and 2015



Comparison per student funding in individual school, electorate schools average and WA schools average, 2013 and 2015

	2013	2015	Difference*
College Row School	\$77,017	\$81,077	<b>\$4,061</b>
Electorate All Schools	\$10,967	\$10,453	<b>-\$514</b>
WA All Schools	\$10,203	\$9,684	<b>-\$520</b>

**Take action if you're not happy with the level of funding for your children's school:**

**Contact the Minister for Education, Peter Collier**

Minister.Collier@dpc.wa.gov.au

**or contact your local member:**

John Castrilli MLA

john.castrilli@mp.wa.gov.au

\*Please refer to the notes regarding figures capped at +/- \$2000 in the research methodology.

# Cooinda Primary School

PO BOX 1612 EAST BUNBURY WA 6230

<http://www.cooinda.wa.edu.au>

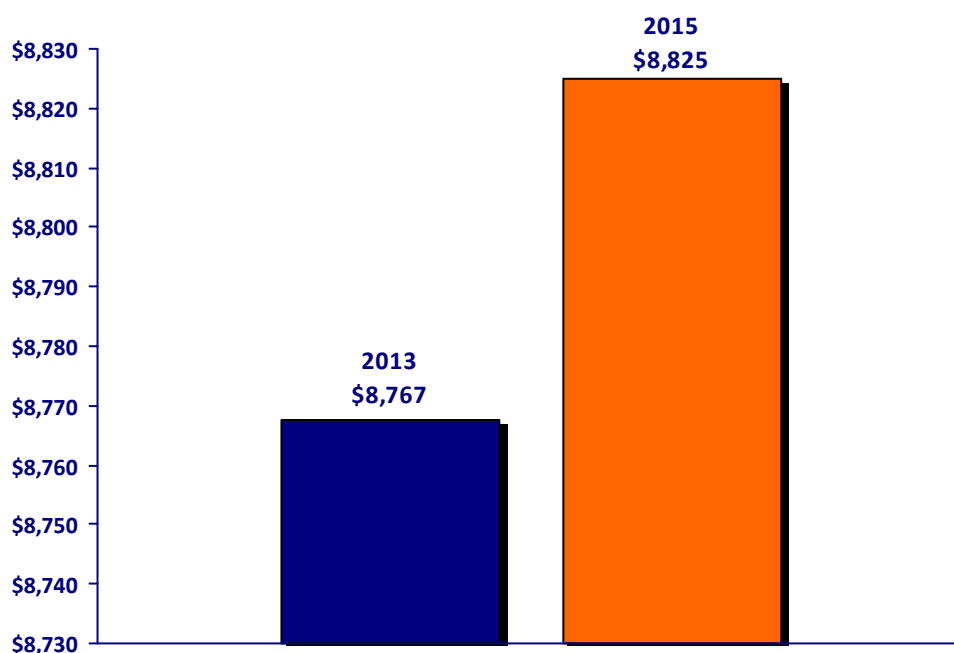
**2015 Student Numbers**

**403**

**2015 WA government funding**

**\$3,556,465**

Per student funding 2013 and 2015



## Cooinda Primary School

Comparison per student funding in individual school,  
electorate schools average and WA schools average, 2013 and 2015

	2013	2015	Difference*
Cooinda Primary School	\$8,767	\$8,825	<b>\$58</b>
Electorate All Schools	\$10,967	\$10,453	<b>-\$514</b>
WA All Schools	\$10,203	\$9,684	<b>-\$520</b>

**Take action if you're not happy with the level of funding for your children's school:**

**Contact the Minister for Education, Peter Collier**

[Minister.Collier@dpc.wa.gov.au](mailto:Minister.Collier@dpc.wa.gov.au)

**or contact your local member:**

John Castrilli MLA

[john.castrilli@mp.wa.gov.au](mailto:john.castrilli@mp.wa.gov.au)

\*Please refer to the notes regarding figures capped at +/- \$2000 in the research methodology.

# Djidi Djidi Aboriginal School

Erica Entrance BUNBURY WA 6230

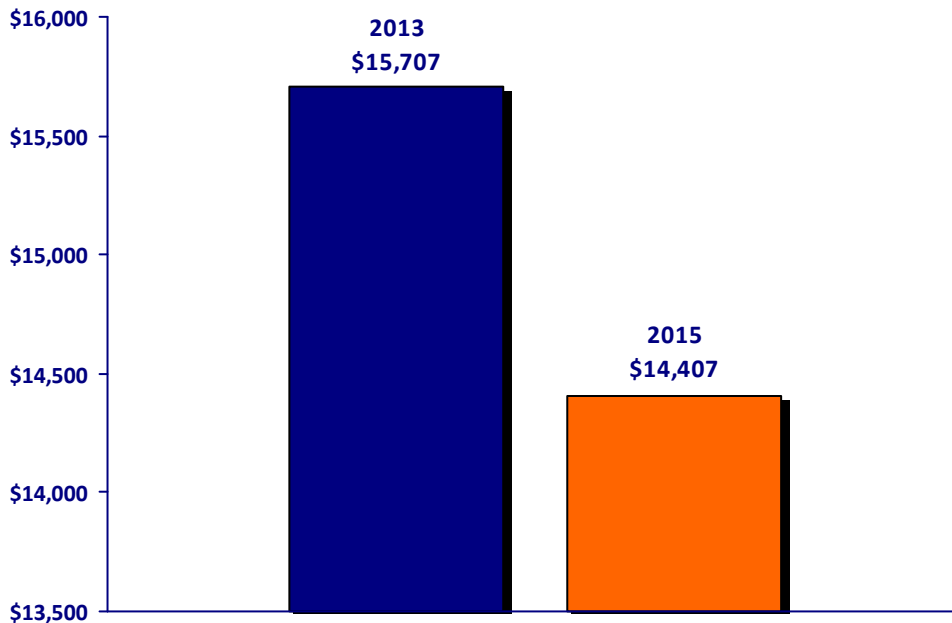
**2015 Student Numbers**

**111**

**2015 WA government funding**

**\$1,599,231**

Per student funding 2013 and 2015



## Djidi Djidi Aboriginal School

Comparison per student funding in individual school,  
electorate schools average and WA schools average, 2013 and 2015

	2013	2015	Difference*
Djidi Djidi Aboriginal School	\$15,707	\$14,407	-\$1,299
Electorate All Schools	\$10,967	\$10,453	-\$514
WA All Schools	\$10,203	\$9,684	-\$520

**Take action if you're not happy with the level of funding for your children's school:**

**Contact the Minister for Education, Peter Collier**

Minister.Collier@dpc.wa.gov.au

**or contact your local member:**

John Castrilli MLA

john.castrilli@mp.wa.gov.au

\*Please refer to the notes regarding figures capped at +/- \$2000 in the research methodology.



# Maidens Park Primary School

PO BOX 4233 EAST BUNBURY WA 6230

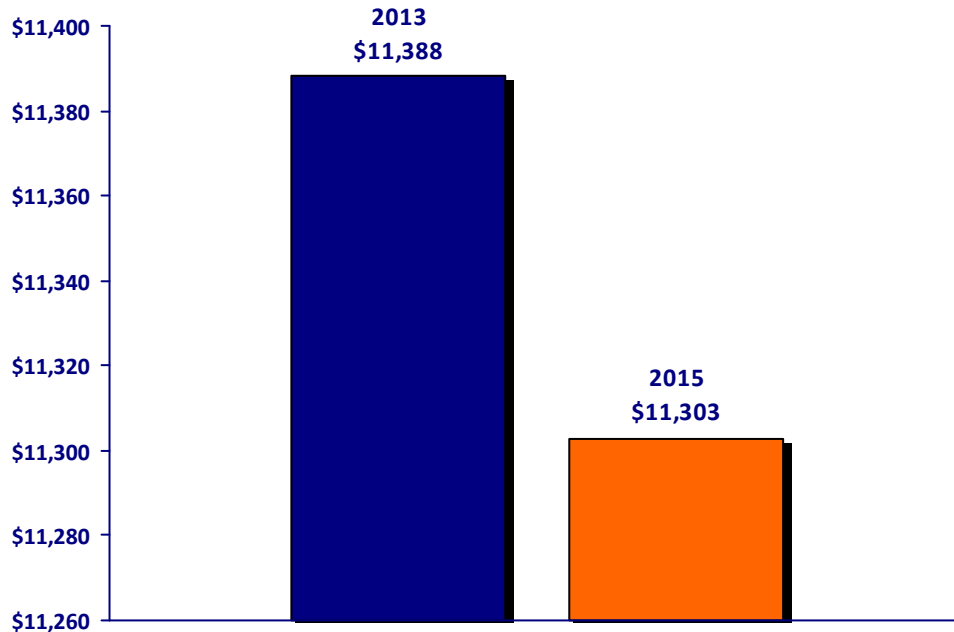
**2015 Student Numbers**

**186**

**2015 WA government funding**

**\$2,102,345**

Per student funding 2013 and 2015



## Maidens Park Primary School

Comparison per student funding in individual school,  
electorate schools average and WA schools average, 2013 and 2015

	2013	2015	Difference*
Maidens Park Primary School	\$11,388	\$11,303	-\$85
Electorate All Schools	\$10,967	\$10,453	-\$514
WA All Schools	\$10,203	\$9,684	-\$520

**Take action if you're not happy with the level of funding for your children's school:**

**Contact the Minister for Education, Peter Collier**

Minister.Collier@dpc.wa.gov.au

**or contact your local member:**

John Castrilli MLA

john.castrilli@mp.wa.gov.au

\*Please refer to the notes regarding figures capped at +/- \$2000 in the research methodology.

# Manea Senior College

PO Box 500 BUNBURY WA 6230  
<http://www.maneasc.wa.edu.au>

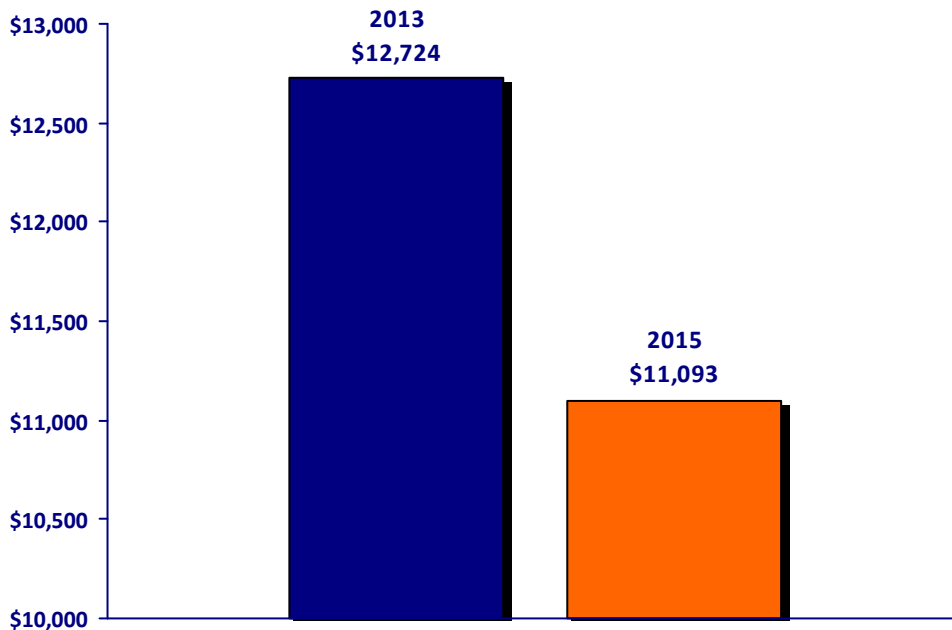
**2015 Student Numbers**

**510**

**2015 WA government funding**

**\$5,657,318**

Per student funding 2013 and 2015



## Manea Senior College

Comparison per student funding in individual school,  
electorate schools average and WA schools average, 2013 and 2015

	2013	2015	Difference*
Manea Senior College	\$12,724	\$11,093	-\$1,631
Electorate All Schools	\$10,967	\$10,453	-\$514
WA All Schools	\$10,203	\$9,684	-\$520

**Take action if you're not happy with the level of funding for your children's school:**

**Contact the Minister for Education, Peter Collier**

[Minister.Collier@dpc.wa.gov.au](mailto:Minister.Collier@dpc.wa.gov.au)

**or contact your local member:**

John Castrilli MLA

[john.castrilli@mp.wa.gov.au](mailto:john.castrilli@mp.wa.gov.au)

\*Please refer to the notes regarding figures capped at +/- \$2000 in the research methodology.

# Newton Moore Education Support Centre

Knight Street BUNBURY WA 6230

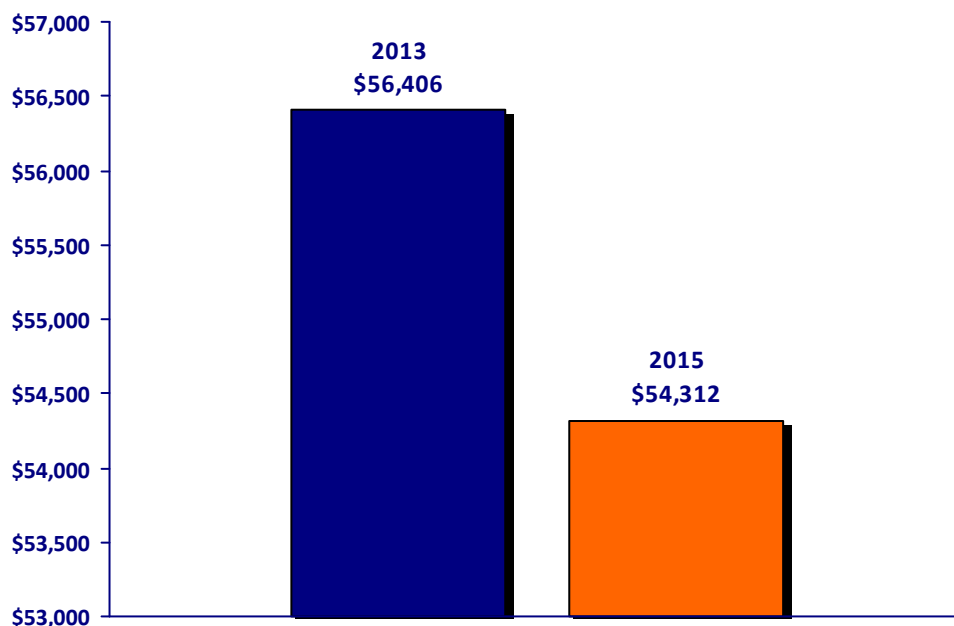
**2015 Student Numbers**

**63**

**2015 WA government funding**

**\$3,421,631**

Per student funding 2013 and 2015



## Newton Moore Education Support Centre

Comparison per student funding in individual school,  
electorate schools average and WA schools average, 2013 and 2015

	2013	2015	Difference*
Newton Moore Education Support	\$56,406	\$54,312	-\$2,095
Electorate All Schools	\$10,967	\$10,453	-\$514
WA All Schools	\$10,203	\$9,684	-\$520

**Take action if you're not happy with the level of funding for your children's school:**

**Contact the Minister for Education, Peter Collier**

Minister.Collier@dpc.wa.gov.au

**or contact your local member:**

John Castrilli MLA

john.castrilli@mp.wa.gov.au

\*Please refer to the notes regarding figures capped at +/- \$2000 in the research methodology.

# Newton Moore Senior High School

19-35 Hotchin Street SOUTH BUNBURY WA 6230

<http://www.newtonmoreshs.det.wa.edu.au/>

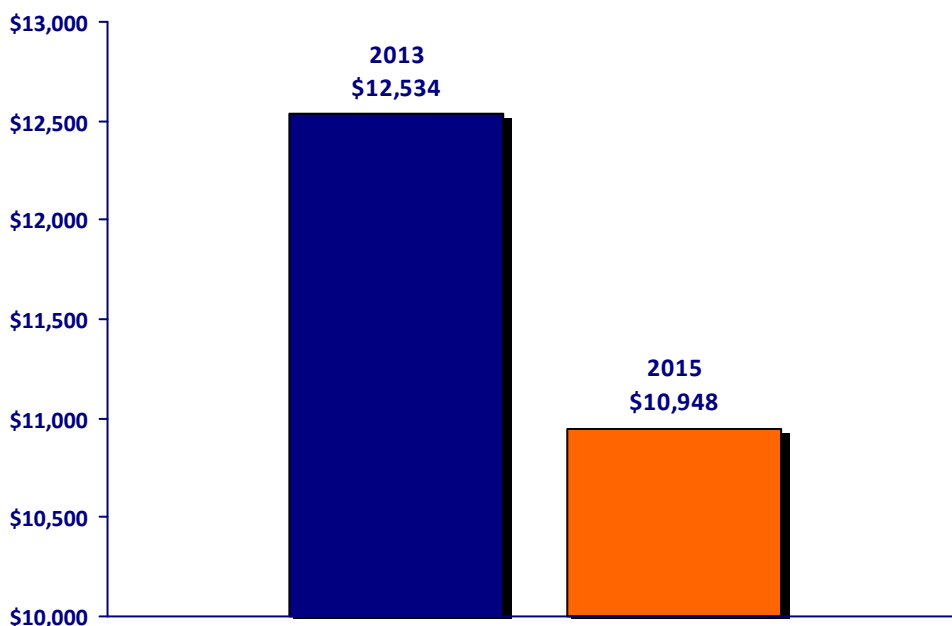
**2015 Student Numbers**

**817**

**2015 WA government funding**

**\$8,944,472**

Per student funding 2013 and 2015



## Newton Moore Senior High School

Comparison per student funding in individual school,  
electorate schools average and WA schools average, 2013 and 2015

	2013	2015	Difference*
Newton Moore Senior High Scho	\$12,534	\$10,948	<b>-\$1,586</b>
Electorate All Schools	\$10,967	\$10,453	<b>-\$514</b>
WA All Schools	\$10,203	\$9,684	<b>-\$520</b>

**Take action if you're not happy with the level of funding for your children's school:**

**Contact the Minister for Education, Peter Collier**

[Minister.Collier@dpc.wa.gov.au](mailto:Minister.Collier@dpc.wa.gov.au)

**or contact your local member:**

John Castrilli MLA

[john.castrilli@mp.wa.gov.au](mailto:john.castrilli@mp.wa.gov.au)

\*Please refer to the notes regarding figures capped at +/- \$2000 in the research methodology.

# Picton Primary School

Jeffrey Road GLEN IRIS WA 6230

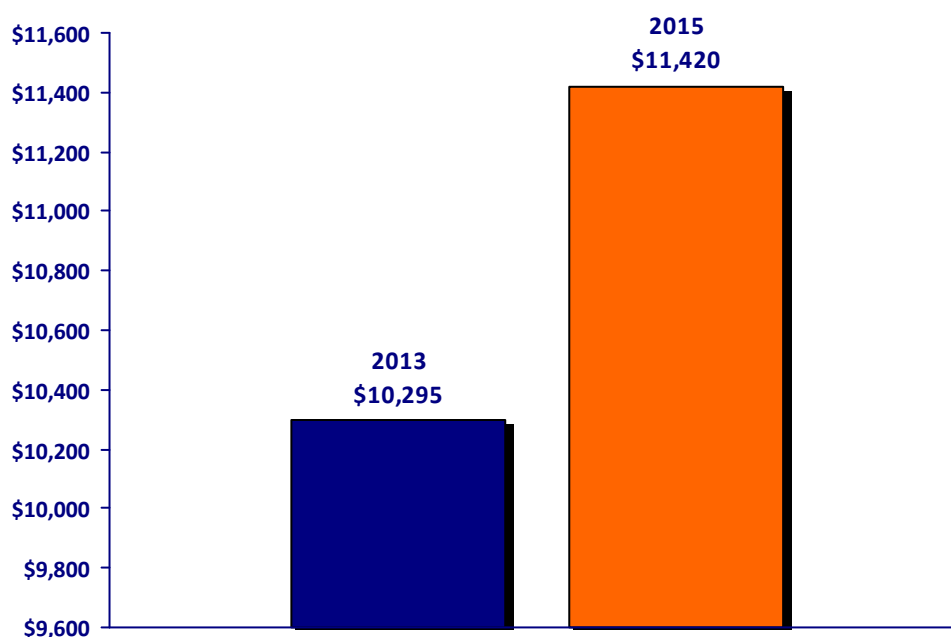
**2015 Student Numbers**

**133**

**2015 WA government funding**

**\$1,518,802**

Per student funding 2013 and 2015



## Picton Primary School

Comparison per student funding in individual school,  
electorate schools average and WA schools average, 2013 and 2015

	2013	2015	Difference*
Picton Primary School	\$10,295	\$11,420	<b>\$1,124</b>
Electorate All Schools	\$10,967	\$10,453	<b>-\$514</b>
WA All Schools	\$10,203	\$9,684	<b>-\$520</b>

**Take action if you're not happy with the level of funding for your children's school:**

**Contact the Minister for Education, Peter Collier**

Minister.Collier@dpc.wa.gov.au

**or contact your local member:**

John Castrilli MLA

john.castrilli@mp.wa.gov.au

\*Please refer to the notes regarding figures capped at +/- \$2000 in the research methodology.

# South Bunbury Primary School

PO Box 1101 BUNBURY WA 6231

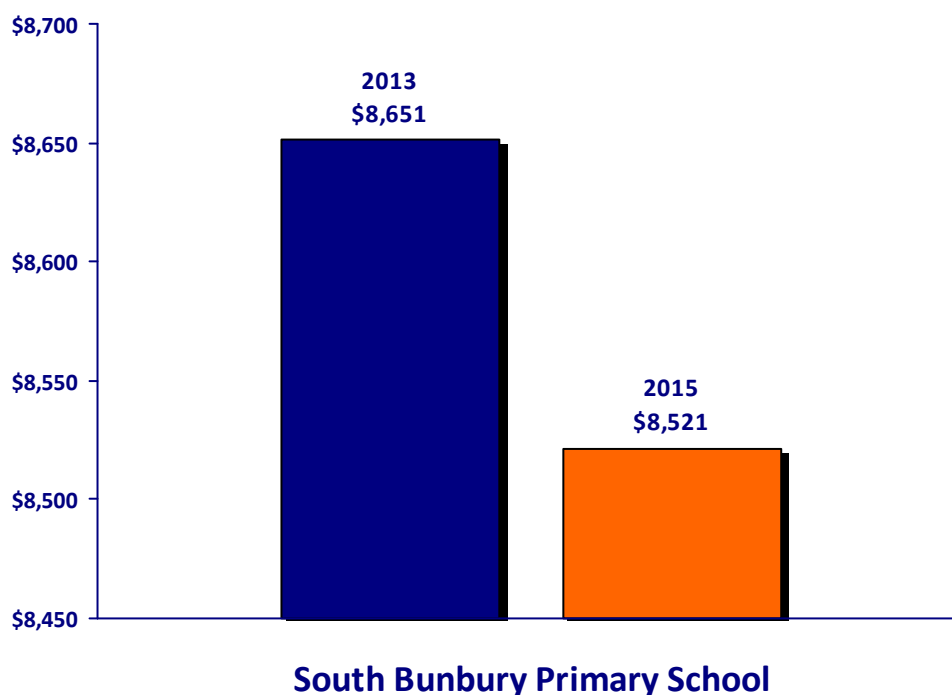
**2015 Student Numbers**

**386**

**2015 WA government funding**

**\$3,289,075**

Per student funding 2013 and 2015



Comparison per student funding in individual school, electorate schools average and WA schools average, 2013 and 2015

	2013	2015	Difference*
South Bunbury Primary School	\$8,651	\$8,521	-\$130
Electorate All Schools	\$10,967	\$10,453	-\$514
WA All Schools	\$10,203	\$9,684	-\$520

**Take action if you're not happy with the level of funding for your children's school:**

**Contact the Minister for Education, Peter Collier**

Minister.Collier@dpc.wa.gov.au

**or contact your local member:**

John Castrilli MLA

john.castrilli@mp.wa.gov.au

\*Please refer to the notes regarding figures capped at +/- \$2000 in the research methodology.



Putting Our Kids First  
[www.puttingourkidsfirst.com.au](http://www.puttingourkidsfirst.com.au)

Save Our Services  
[www.saveourservices.com.au](http://www.saveourservices.com.au)