



- Avonvale Education Support Centre
- Avonvale Primary School
- Babakin Primary School
- Bakers Hill Primary School
- Ballidu Primary School
- Beacon Primary School
- Bencubbin Primary School
- Beverley District High School
- Brookton District High School
- Bruce Rock District High School
- Cadoux Primary School
- Corrigin District High School
- Cunderdin District High School
- Dowerin District High School
- Goomalling Primary School
- Hyden Primary School
- Kellerberrin District High School
- Kondinin Primary School
- Koorda Primary School
- Meckering Primary School
- Merredin College
- Mukinbudin District High School
- Narembeen District High School
- Northam Primary School
- Northam Senior High School
- Nungarin Primary School
- Quairading District High School
- Tammin Primary School
- Trayning Primary School
- West Northam Primary School
- Wongan Hills District High School
- Wundowie Primary School
- Wyalkatchem District High School
- York District High School

Your Central Wheatbelt Electorate Schools Report 2015





In 2010 the Barnett Liberal-National Party Government began a program of public sector staff and funding cuts, as well as the sale of public assets and privatisation of services.

At the same time the population of WA was growing rapidly, housing affordability getting worse, and costs of living rising.

UnionsWA, with the support of public sector unions, decided to create the **Save Our Services** campaign to raise awareness about and address these issues.

The **Save Our Services** campaign is about ensuring West Australians, particularly those most in need, can access decent schools, health care, public transport and other Government services.

The Barnett Government has been in office for more than six years and the measurable impacts for public services include:

- rising class sizes in our schools;
- longer waiting times in our hospitals;
- worse traffic congestion including associated costs to our economy with a lack of investment in our roads and public transport; and
- compromised services due to the privatisation of hospitals and prisons.

Save Our Services is committed to a clearer, stronger role for the public sector. The need for investment in our people, services and infrastructure is very great.

www.saveourservices.com.au



Putting Our Kids First is a community campaign established by peak education bodies representing parents, teachers, principals, education assistants and support staff in Western Australian public schools.

We believe that every child has the right to access a well-funded, high quality public education, regardless of their background or circumstances.

Putting Our Kids First advocates for the reversal of Liberal State Government's staffing and budget cuts to the WA public education sector.

Since 2013, Colin Barnett's cuts include:

- over \$200 million cut directly from public school budgets in 2014;
- a further \$45 million cut from secondary school budgets in 2015;
- over 800 teaching positions cut in 2014/15;
- over 1000 education assistants cut in 2014/15;
- 150 central and regional office positions;
- 200 redundancies across the sector in 2015;
- 110 Aboriginal and Islander Education Officers cut in 2014; and
- an average reduction in expenditure per student of \$714 per year

Barnett's education cuts are making it increasingly difficult for public schools to deliver every child the high quality education they deserve. A strong, well-funded public education should be the first priority of the State Government. We call on the Premier to put our kids first, not last.

www.puttingourkidsfirst.com.au



Helping our schools to a better future.

Helping our schools to a better future.

My children mean everything to me. I want them to be happy and have meaningful opportunities throughout their life. I believe our public schools are vital for ensuring all children can have a better future.

Over the past few years, the Barnett Government has reduced funding to our public schools. The first and hardest hit were Education Assistants, who provide vital support for children with disability, as well as indigenous children. And with Western Australia now having the largest class sizes in Australia, our teachers must work harder to meet the needs of children, without the support they require. These cuts affect every child in our classrooms.

As parents, we have every right to know if our schools are being funded properly.

For the first time, this report attempts to set out the size of cuts to recurrent funding, school by school, comparing 2013 and 2015 numbers. It hasn't been easy putting these figures together, as the Government keeps changing their funding methods. However, care has been taken to ensure that parents and the community have accurate information; an important first step in deciding where to go or what to do from here.

We've found that a majority of schools are getting much less recurrent funding per student in 2015 compared with 2013. While some schools have experienced welcomed increases, the statewide average funding per student is a cut of \$520 compared with 2013. When you consider that impact on a classroom of 25 students, that's a fall in funding of over \$12,000.

Of course, as funding cuts impact our schools, more and more pressure is put on principals and staff - and parents - to fundraise to pay for the extras - like camps, sporting events and other costs. Some parents and school communities are less able to meet these costs than others. The result is a less fair system.

While money isn't everything when it comes to quality schooling, it does matter. As parents we do our best, together with schools, to create an environment where our kids can learn, make friends, be challenged, and develop and grow.

In the same way that we ask ourselves what we can do to support our children for the future, I ask you to consider how you might support our public schools into the future.

We've included information on who to contact about school funding cuts. If you have a view, please take the time to get in touch with your local Member of Parliament or the Minister for Education and ask why they're not putting your kids first.

Meredith Hammat
Spokesperson
Save Our Services
Putting Our Kids First



“Citizens have a right to know how public funds are spent on public services. Sadly, information like this is not easy to find, even in crucial areas like education. In this particular case neither the Minister nor the relevant Departments have been keen to make all the data readily available.

“To give Western Australians a sense of the resources flowing to individual local public schools this report provides plausible estimates from available sources. The data has been painstakingly put together and presents an alarming picture of the uneven and sometimes large funding per student declines at individual schools.

“The production of this report is commendable and I wholeheartedly support calls for improved transparency in the public sector.”

Professor David Hayward

Dean, School of Global, Urban and Social Studies
RMIT University

Research methodology

The figures used in these reports are based on information sourced from questions in Parliament, **Schools Online**, the Department of Education and the Office of the Minister for Education. Comparable figures were available for 694 schools.

Due to the relocation in 2015 of Year 7 students from primary to secondary schools and the introduction of a new Student Centred Funding Model (SCFM) as well as announced cuts and some of those cuts then overturned, it is not valid to simply compare school budgets between 2013 and 2015. To ensure that the figures provided are rigorous, the reports compare adjusted 2013 expenditure per student between these two years. Using per student expenditure controls for the large influx into secondary school of Year 7 students in 2015, as well as the rapid overall student population growth in WA. The figures used are for recurrent expenditure. One-off funding for capital costs are not included in these figures.

In early 2015, the Minister for Education released revised school budget figures, incorporating lower cuts than had previously been announced.

For the reasons outlined above, to compare in real terms 2013 with 2015 it has been necessary to adjust 2013 funding in real, 2015 terms, i.e., to take into account that non-salary expenses incurred by schools have risen with inflation. For this purpose, the WA Treasury estimates for the WA Consumer Price Index of 3.0% and 2.25% with actual 2012/13 and projected 2015/16 apply respectively. For schools, non-salary expenses comprise 12% of total budgets. Further 88% of school budgets go towards staff. Reflecting rising costs of living and the need to retain experienced staff, these costs have risen over the two years compared, with adjustments of 4.25% and 2.75% applied.

Up until the start of 2015, leave costs for staff formed part of the funding to schools and were paid to staff by the school. The Education Department then changed policy to centralise the payment of leave for school staff. Taking this change into account, the cost of leave funded directly to schools has been removed from those budgets and these calculations, i.e., neither 2015 nor 2013 figures include leave cost or funding. This was for an amount of 9.2%.

For a small number of schools where the difference per student exceeds \$2000, the figure has been capped at \$2000. In most cases, this applies to schools with very low student populations or schools yet to finalise student numbers, which can influence the data. Small regional schools and Education Support Centres have been the hardest hit by funding reductions as these schools often rely on Education Assistants that suffered the main workforce cuts. There are also small variations of up to a single dollar on some totals due to rounding.

Source documents used for calculations have been drawn from Budget papers, answers to questions in the WA Parliament and other sources. These documents are available on the Save Our Services website under **Resources**.

We encourage you to consult with your school's principal for further information regarding your school's funding situation. Any supporters who have additional or different information are encouraged to provide these by completing the **Putting Our Kids First School Survey**.

Avonvale Education Support Centre

PO Box 1061 NORTHAM WA 6401

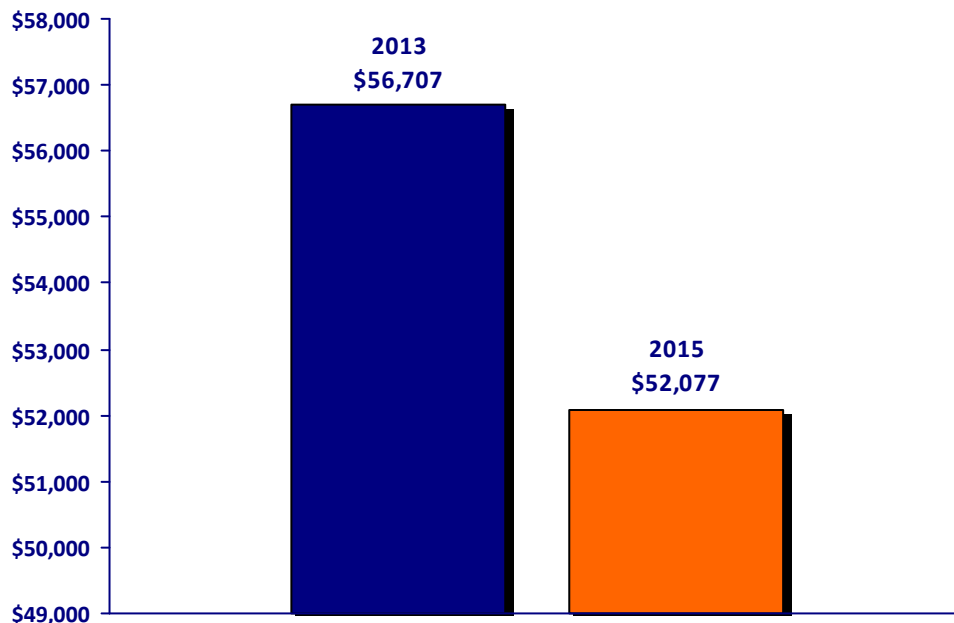
2015 Student Numbers

27

2015 WA government funding

\$1,406,085

Per student funding 2013 and 2015



Avonvale Education Support Centre

Comparison per student funding in individual school,
electorate schools average and WA schools average, 2013 and 2015

	2013	2015	Difference*
Avonvale Education Support Cent	\$56,707	\$52,077	-\$4,630
Electorate All Schools	\$13,767	\$12,872	-\$895
WA All Schools	\$10,203	\$9,684	-\$520

Take action if you're not happy with the level of funding for your children's school:

Contact the Minister for Education, Peter Collier

Minister.Collier@dpc.wa.gov.au

or contact your local member:

Mia Davies MLA

Mia.Davies@mp.wa.gov.au

*Please refer to the notes regarding figures capped at +/- \$2000 in the research methodology.

Avonvale Primary School

PO Box 666 NORTHAM WA 6401

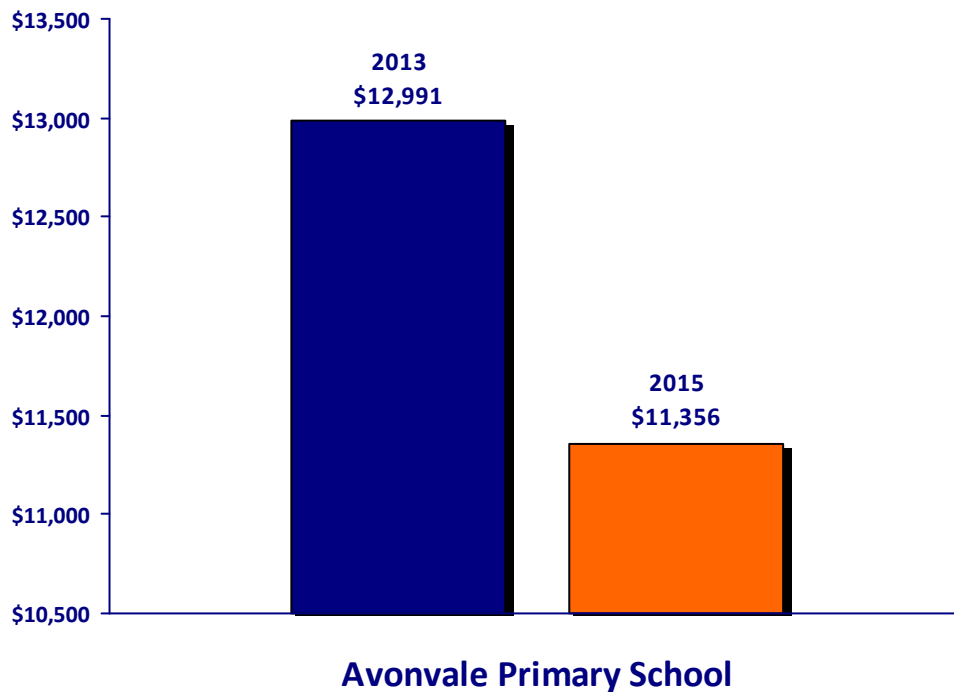
2015 Student Numbers

190

2015 WA government funding

\$2,157,676

Per student funding 2013 and 2015



Comparison per student funding in individual school, electorate schools average and WA schools average, 2013 and 2015

	2013	2015	Difference*
Avonvale Primary School	\$12,991	\$11,356	-\$1,635
Electorate All Schools	\$13,767	\$12,872	-\$895
WA All Schools	\$10,203	\$9,684	-\$520

Take action if you're not happy with the level of funding for your children's school:

Contact the Minister for Education, Peter Collier

Minister.Collier@dpc.wa.gov.au

or contact your local member:

Mia Davies MLA

Mia.Davies@mp.wa.gov.au

*Please refer to the notes regarding figures capped at +/- \$2000 in the research methodology.

Babakin Primary School

PO Box 288 CORRIGIN WA 6375

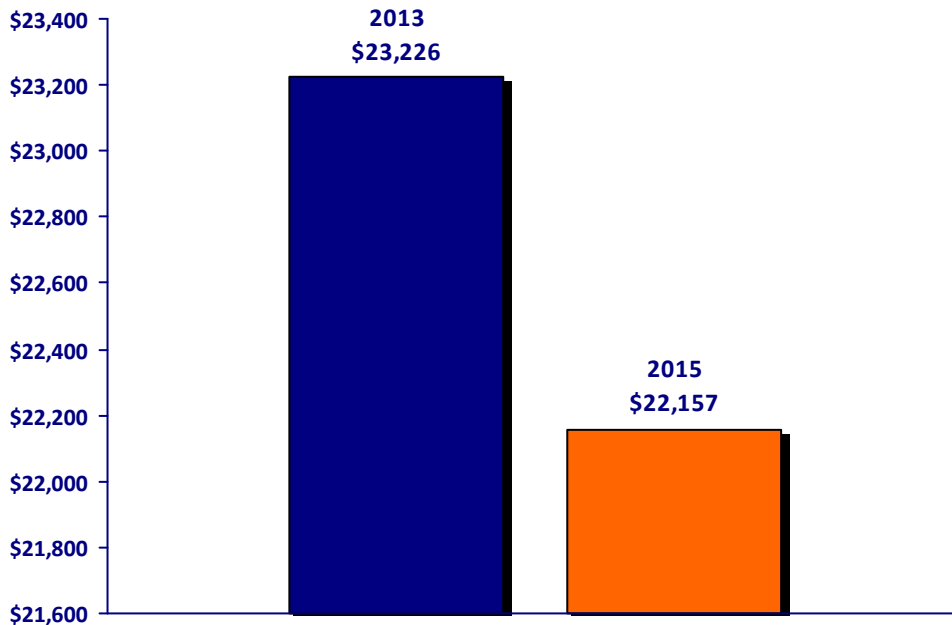
2015 Student Numbers

24

2015 WA government funding

\$531,766

Per student funding 2013 and 2015



Babakin Primary School

Comparison per student funding in individual school,
electorate schools average and WA schools average, 2013 and 2015

	2013	2015	Difference*
Babakin Primary School	\$23,226	\$22,157	-\$1,069
Electorate All Schools	\$13,767	\$12,872	-\$895
WA All Schools	\$10,203	\$9,684	-\$520

Take action if you're not happy with the level of funding for your children's school:

Contact the Minister for Education, Peter Collier

Minister.Collier@dpc.wa.gov.au

or contact your local member:

Mia Davies MLA

Mia.Davies@mp.wa.gov.au

*Please refer to the notes regarding figures capped at +/- \$2000 in the research methodology.

Bakers Hill Primary School

33 St George Street BAKERS HILL WA 6562

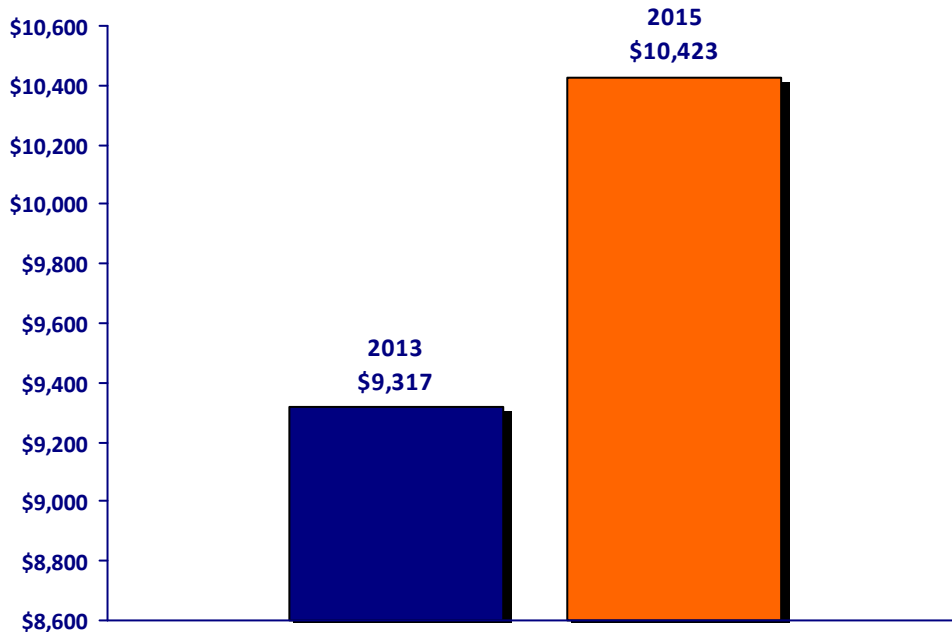
2015 Student Numbers

155

2015 WA government funding

\$1,615,592

Per student funding 2013 and 2015



Bakers Hill Primary School

Comparison per student funding in individual school,
electorate schools average and WA schools average, 2013 and 2015

	2013	2015	Difference*
Bakers Hill Primary School	\$9,317	\$10,423	\$1,106
Electorate All Schools	\$13,767	\$12,872	-\$895
WA All Schools	\$10,203	\$9,684	-\$520

Take action if you're not happy with the level of funding for your children's school:

Contact the Minister for Education, Peter Collier

Minister.Collier@dpc.wa.gov.au

or contact your local member:

Mia Davies MLA

Mia.Davies@mp.wa.gov.au

*Please refer to the notes regarding figures capped at +/- \$2000 in the research methodology.

Ballidu Primary School

PO Box 97 BALLIDU WA 6606

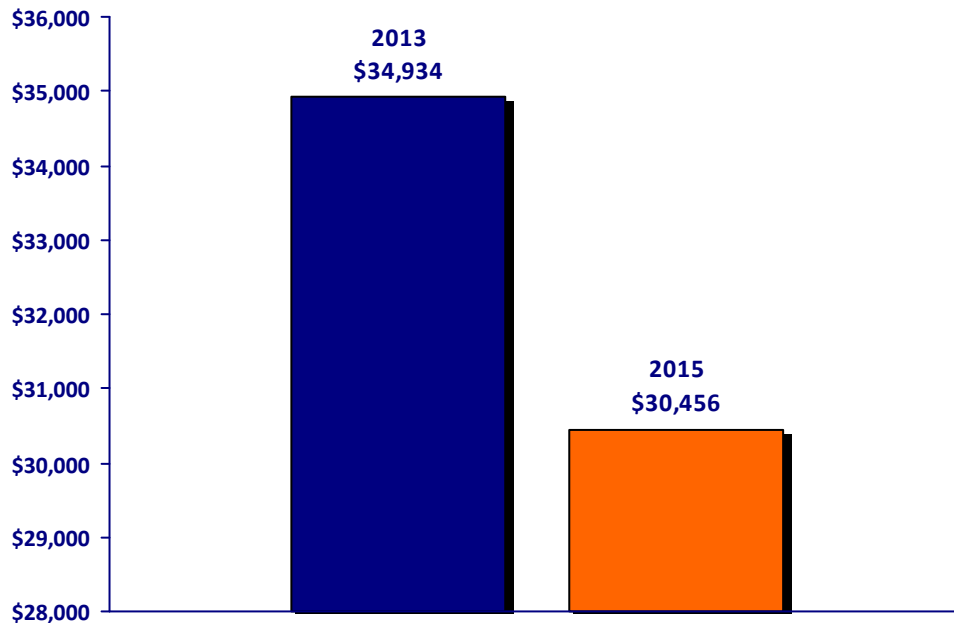
2015 Student Numbers

16

2015 WA government funding

\$487,296

Per student funding 2013 and 2015



Ballidu Primary School

Comparison per student funding in individual school, electorate schools average and WA schools average, 2013 and 2015

	2013	2015	Difference*
Ballidu Primary School	\$34,934	\$30,456	-\$4,478
Electorate All Schools	\$13,767	\$12,872	-\$895
WA All Schools	\$10,203	\$9,684	-\$520

Take action if you're not happy with the level of funding for your children's school:

Contact the Minister for Education, Peter Collier

Minister.Collier@dpc.wa.gov.au

or contact your local member:

Mia Davies MLA

Mia.Davies@mp.wa.gov.au

*Please refer to the notes regarding figures capped at +/- \$2000 in the research methodology.

Beacon Primary School

C/- Post Office BEACON WA 6472

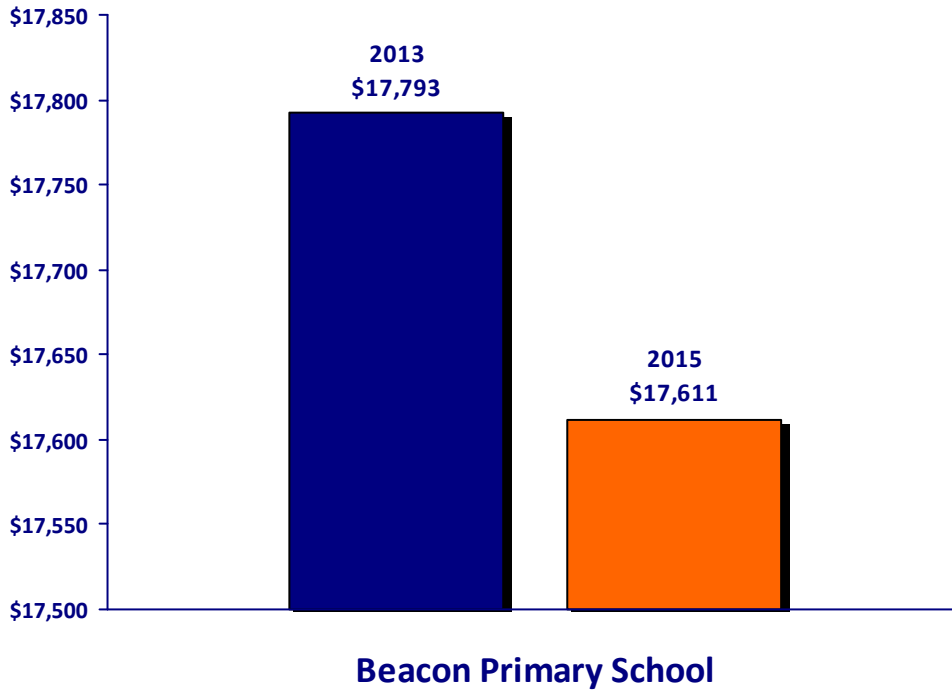
2015 Student Numbers

38

2015 WA government funding

\$669,221

Per student funding 2013 and 2015



Comparison per student funding in individual school, electorate schools average and WA schools average, 2013 and 2015

	2013	2015	Difference*
Beacon Primary School	\$17,793	\$17,611	-\$182
Electorate All Schools	\$13,767	\$12,872	-\$895
WA All Schools	\$10,203	\$9,684	-\$520

Take action if you're not happy with the level of funding for your children's school:

Contact the Minister for Education, Peter Collier

Minister.Collier@dpc.wa.gov.au

or contact your local member:

Mia Davies MLA

Mia.Davies@mp.wa.gov.au

*Please refer to the notes regarding figures capped at +/- \$2000 in the research methodology.

Bencubbin Primary School

C/- Post Office BENCUBBIN WA 6477

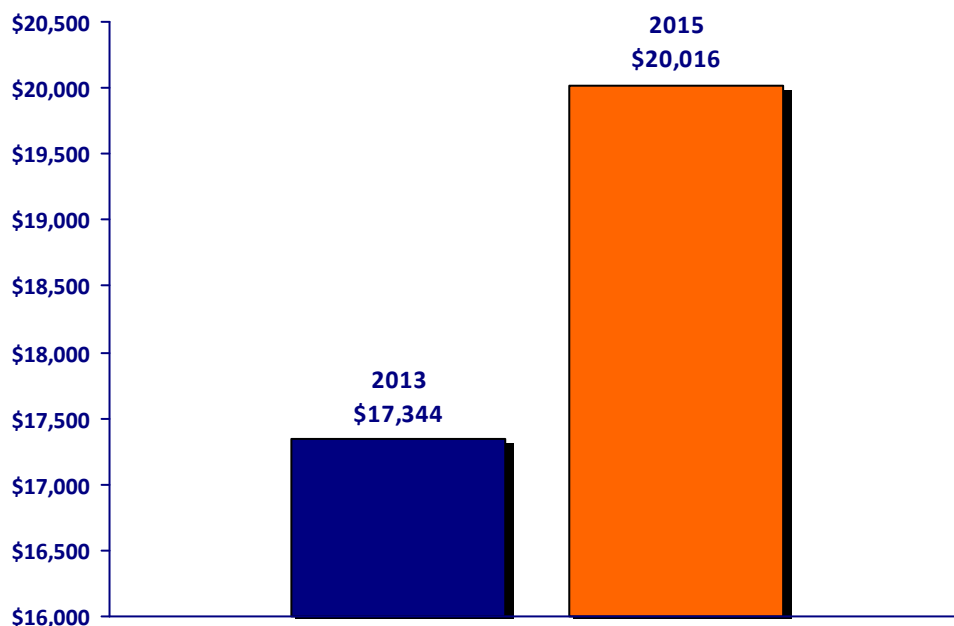
2015 Student Numbers

29

2015 WA government funding

\$580,458

Per student funding 2013 and 2015



Bencubbin Primary School

Comparison per student funding in individual school,
electorate schools average and WA schools average, 2013 and 2015

	2013	2015	Difference*
Bencubbin Primary School	\$17,344	\$20,016	\$2,672
Electorate All Schools	\$13,767	\$12,872	-\$895
WA All Schools	\$10,203	\$9,684	-\$520

Take action if you're not happy with the level of funding for your children's school:

Contact the Minister for Education, Peter Collier

Minister.Collier@dpc.wa.gov.au

or contact your local member:

Mia Davies MLA

Mia.Davies@mp.wa.gov.au

*Please refer to the notes regarding figures capped at +/- \$2000 in the research methodology.

Beverley District High School

20 John Street BEVERLEY WA 6304

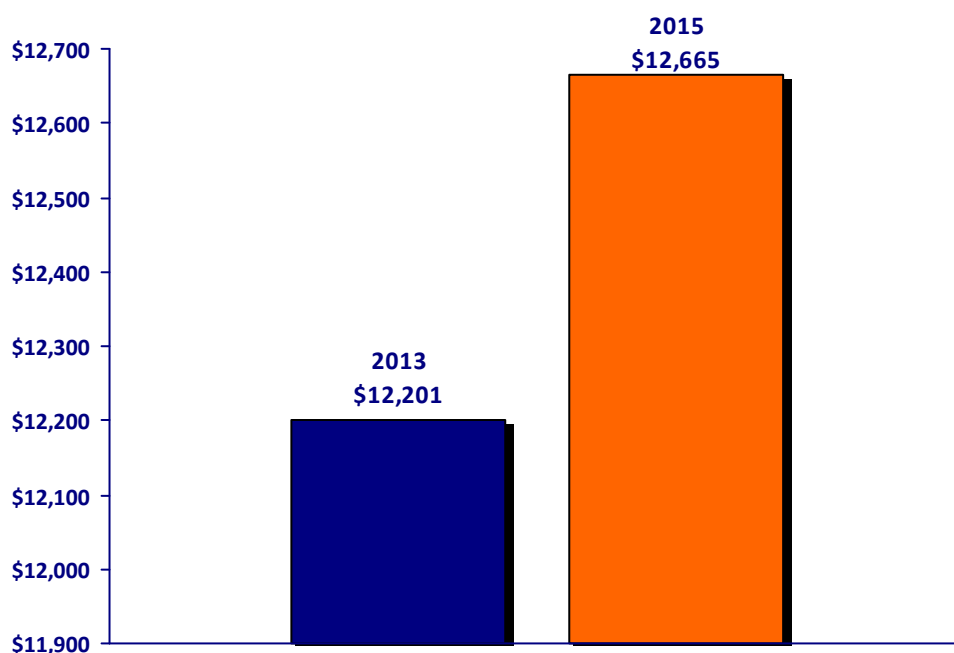
2015 Student Numbers

171

2015 WA government funding

\$2,165,744

Per student funding 2013 and 2015



Beverley District High School

Comparison per student funding in individual school,
electorate schools average and WA schools average, 2013 and 2015

	2013	2015	Difference*
Beverley District High School	\$12,201	\$12,665	\$464
Electorate All Schools	\$13,767	\$12,872	-\$895
WA All Schools	\$10,203	\$9,684	-\$520

Take action if you're not happy with the level of funding for your children's school:

Contact the Minister for Education, Peter Collier

Minister.Collier@dpc.wa.gov.au

or contact your local member:

Mia Davies MLA

Mia.Davies@mp.wa.gov.au

*Please refer to the notes regarding figures capped at +/- \$2000 in the research methodology.

Brookton District High School

20 Tiller Street BROOKTON WA 6306

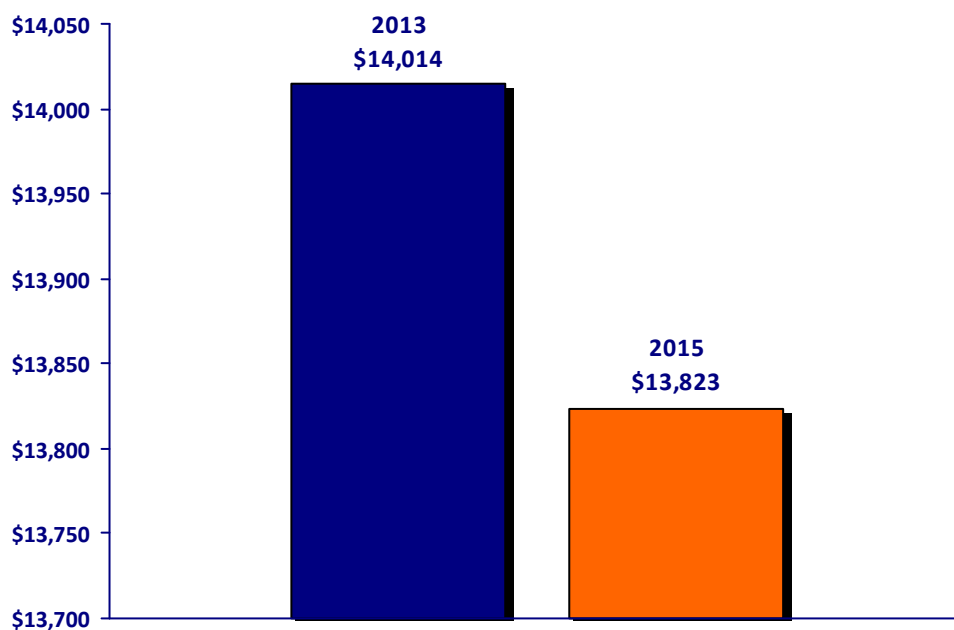
2015 Student Numbers

153

2015 WA government funding

\$2,114,925

Per student funding 2013 and 2015



Brookton District High School

Comparison per student funding in individual school,
electorate schools average and WA schools average, 2013 and 2015

	2013	2015	Difference*
Brookton District High School	\$14,014	\$13,823	-\$191
Electorate All Schools	\$13,767	\$12,872	-\$895
WA All Schools	\$10,203	\$9,684	-\$520

Take action if you're not happy with the level of funding for your children's school:

Contact the Minister for Education, Peter Collier

Minister.Collier@dpc.wa.gov.au

or contact your local member:

Mia Davies MLA

Mia.Davies@mp.wa.gov.au

*Please refer to the notes regarding figures capped at +/- \$2000 in the research methodology.

Bruce Rock District High School

37 Dunstall Street BRUCE ROCK WA 6418

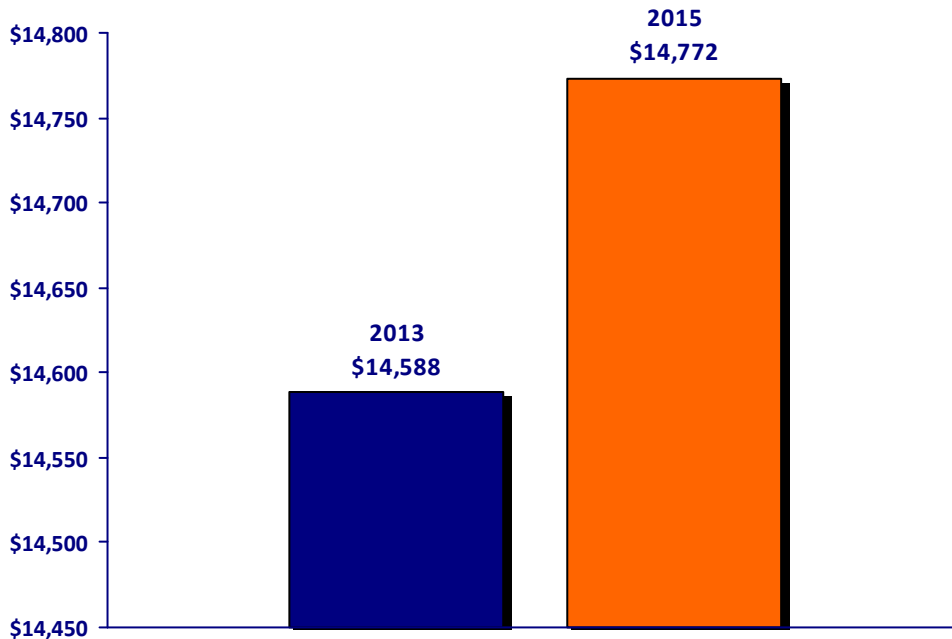
2015 Student Numbers

131

2015 WA government funding

\$1,935,195

Per student funding 2013 and 2015



Bruce Rock District High School

Comparison per student funding in individual school,
electorate schools average and WA schools average, 2013 and 2015

	2013	2015	Difference*
Bruce Rock District High School	\$14,588	\$14,772	\$184
Electorate All Schools	\$13,767	\$12,872	-\$895
WA All Schools	\$10,203	\$9,684	-\$520

Take action if you're not happy with the level of funding for your children's school:

Contact the Minister for Education, Peter Collier

Minister.Collier@dpc.wa.gov.au

or contact your local member:

Mia Davies MLA

Mia.Davies@mp.wa.gov.au

*Please refer to the notes regarding figures capped at +/- \$2000 in the research methodology.

Cadoux Primary School

PO Box 29 CADOUX WA 6466

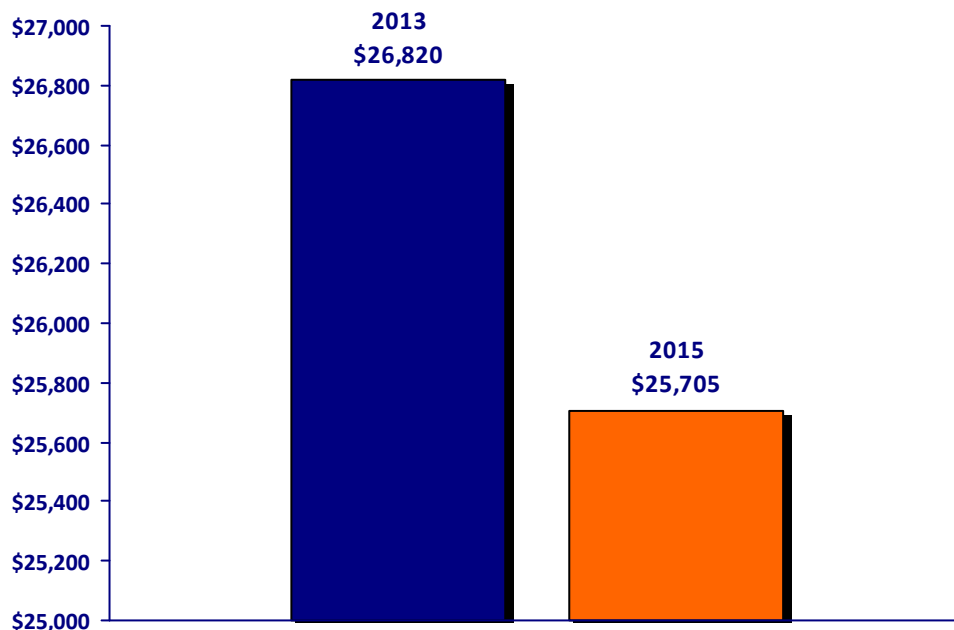
2015 Student Numbers

19

2015 WA government funding

\$488,387

Per student funding 2013 and 2015



Cadoux Primary School

Comparison per student funding in individual school,
electorate schools average and WA schools average, 2013 and 2015

	2013	2015	Difference*
Cadoux Primary School	\$26,820	\$25,705	-\$1,115
Electorate All Schools	\$13,767	\$12,872	-\$895
WA All Schools	\$10,203	\$9,684	-\$520

Take action if you're not happy with the level of funding for your children's school:

Contact the Minister for Education, Peter Collier

Minister.Collier@dpc.wa.gov.au

or contact your local member:

Mia Davies MLA

Mia.Davies@mp.wa.gov.au

*Please refer to the notes regarding figures capped at +/- \$2000 in the research methodology.

Corrigin District High School

53 Lynch Street CORRIGIN WA 6375

<http://www.corriginrhs.wa.edu.au>

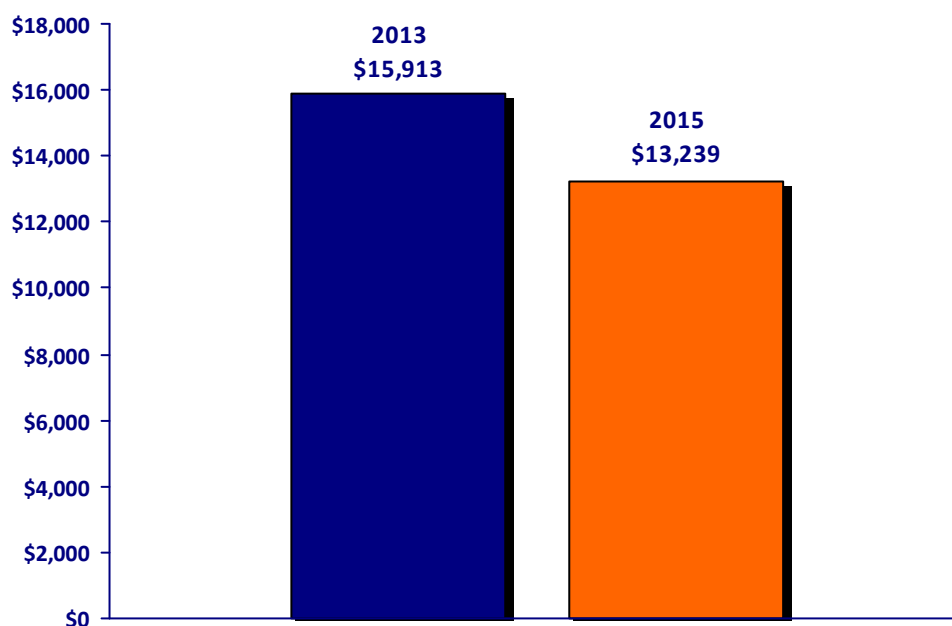
2015 Student Numbers

169

2015 WA government funding

\$2,237,339

Per student funding 2013 and 2015



Corrigin District High School

Comparison per student funding in individual school,
electorate schools average and WA schools average, 2013 and 2015

	2013	2015	Difference*
Corrigin District High School	\$15,913	\$13,239	-\$2,675
Electorate All Schools	\$13,767	\$12,872	-\$895
WA All Schools	\$10,203	\$9,684	-\$520

Take action if you're not happy with the level of funding for your children's school:

Contact the Minister for Education, Peter Collier

Minister.Collier@dpc.wa.gov.au

or contact your local member:

Mia Davies MLA

Mia.Davies@mp.wa.gov.au

*Please refer to the notes regarding figures capped at +/- \$2000 in the research methodology.

Cunderdin District High School

Cubbine Street CUNDERDIN WA 6407

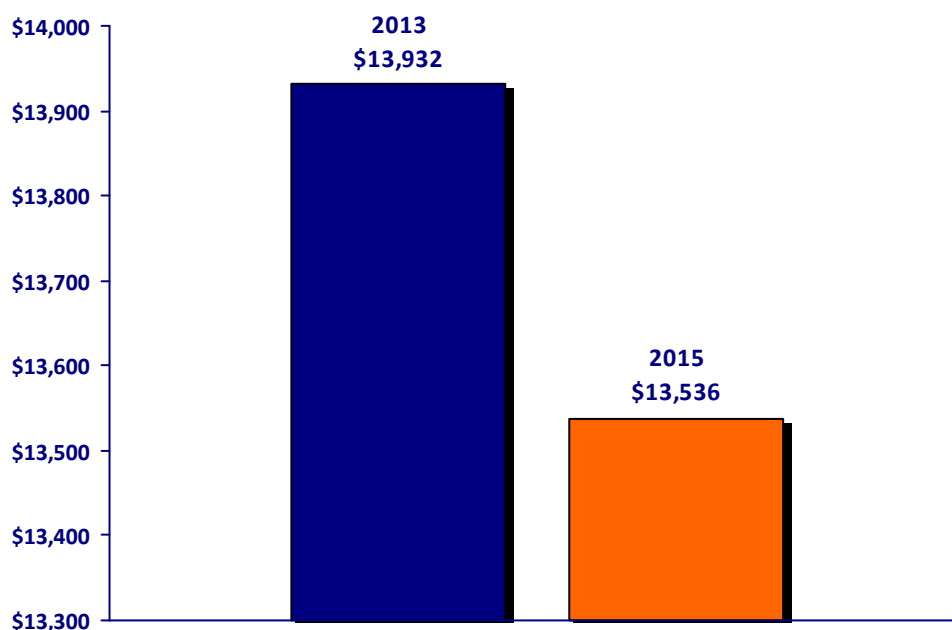
2015 Student Numbers

143

2015 WA government funding

\$1,935,686

Per student funding 2013 and 2015



Cunderdin District High School

Comparison per student funding in individual school,
electorate schools average and WA schools average, 2013 and 2015

	2013	2015	Difference*
Cunderdin District High School	\$13,932	\$13,536	-\$395
Electorate All Schools	\$13,767	\$12,872	-\$895
WA All Schools	\$10,203	\$9,684	-\$520

Take action if you're not happy with the level of funding for your children's school:

Contact the Minister for Education, Peter Collier

Minister.Collier@dpc.wa.gov.au

or contact your local member:

Mia Davies MLA

Mia.Davies@mp.wa.gov.au

*Please refer to the notes regarding figures capped at +/- \$2000 in the research methodology.

Dowerin District High School

35 Memorial Avenue DOWERIN WA 6461

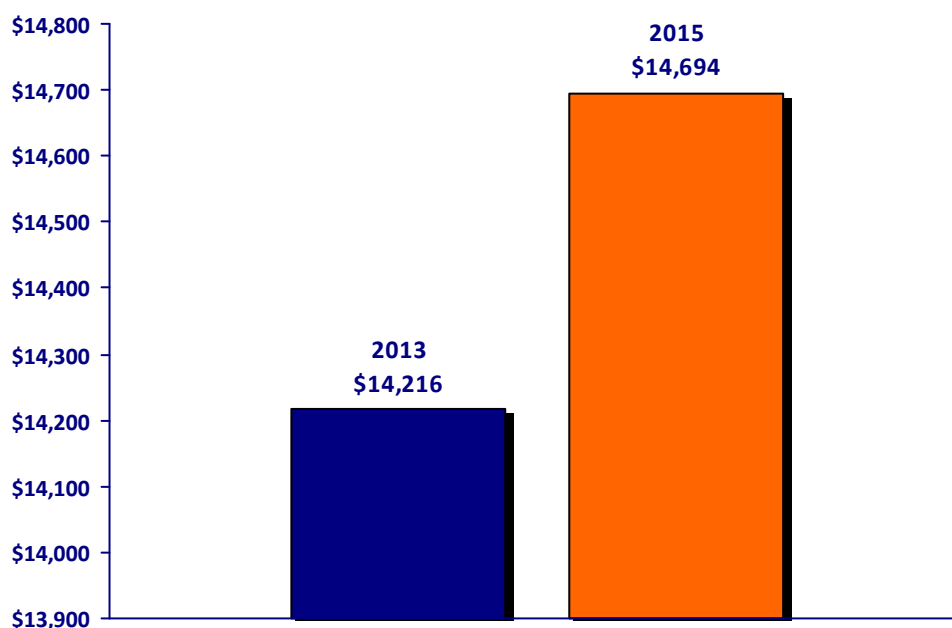
2015 Student Numbers

111

2015 WA government funding

\$1,631,064

Per student funding 2013 and 2015



Dowerin District High School

Comparison per student funding in individual school,
electorate schools average and WA schools average, 2013 and 2015

	2013	2015	Difference*
Dowerin District High School	\$14,216	\$14,694	\$478
Electorate All Schools	\$13,767	\$12,872	-\$895
WA All Schools	\$10,203	\$9,684	-\$520

Take action if you're not happy with the level of funding for your children's school:

Contact the Minister for Education, Peter Collier

Minister.Collier@dpc.wa.gov.au

or contact your local member:

Mia Davies MLA

Mia.Davies@mp.wa.gov.au

*Please refer to the notes regarding figures capped at +/- \$2000 in the research methodology.

Goomalling Primary School

PO Box 146 GOOMALLING WA 6460

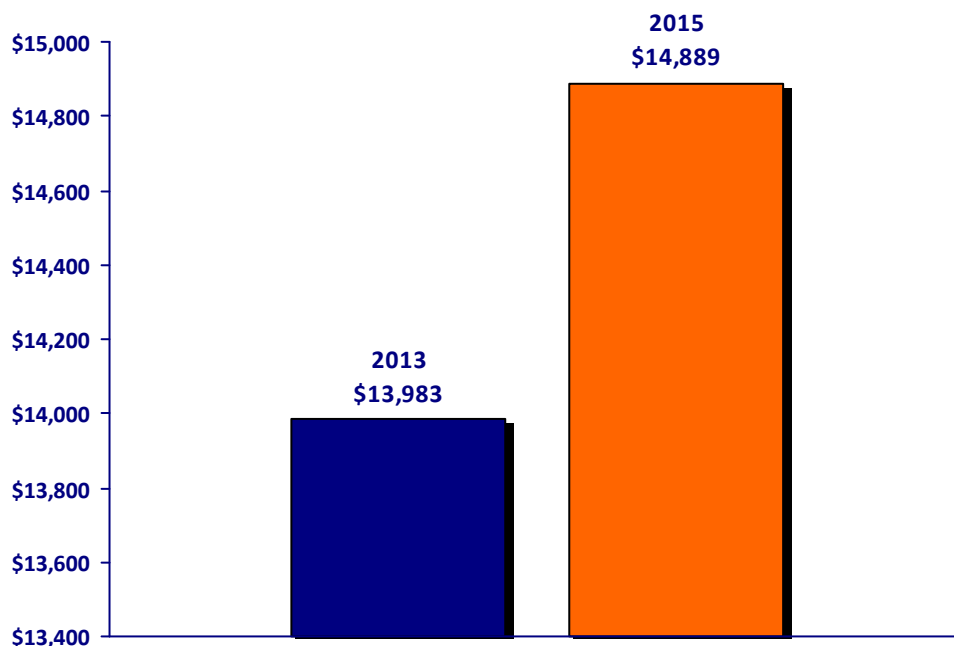
2015 Student Numbers

70

2015 WA government funding

\$1,042,233

Per student funding 2013 and 2015



Goomalling Primary School

Comparison per student funding in individual school,
electorate schools average and WA schools average, 2013 and 2015

	2013	2015	Difference*
Goomalling Primary School	\$13,983	\$14,889	\$906
Electorate All Schools	\$13,767	\$12,872	-\$895
WA All Schools	\$10,203	\$9,684	-\$520

Take action if you're not happy with the level of funding for your children's school:

Contact the Minister for Education, Peter Collier

Minister.Collier@dpc.wa.gov.au

or contact your local member:

Mia Davies MLA

Mia.Davies@mp.wa.gov.au

*Please refer to the notes regarding figures capped at +/- \$2000 in the research methodology.

Hyden Primary School

36 Naughton Street HYDEN WA 6359

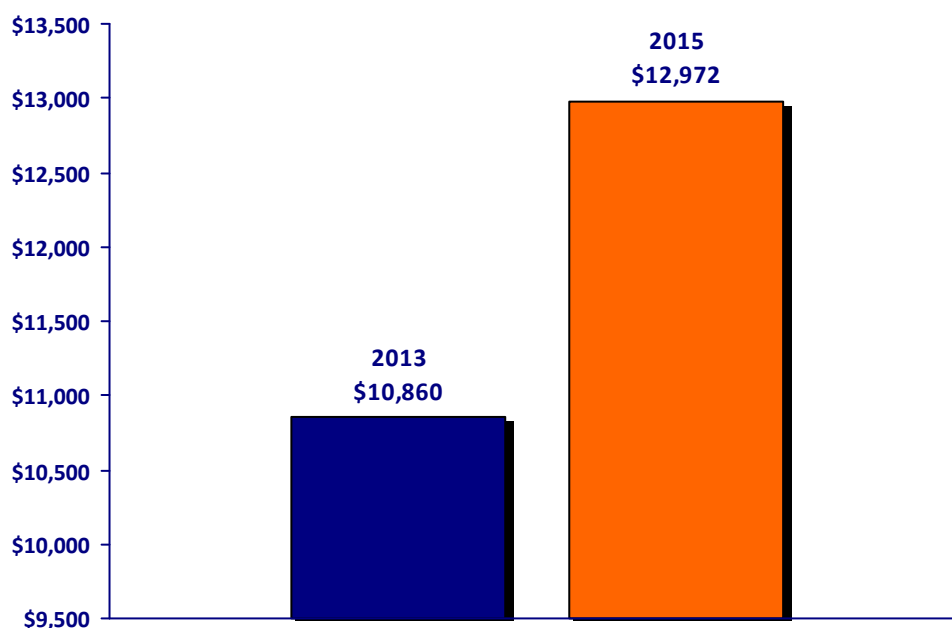
2015 Student Numbers

78

2015 WA government funding

\$1,011,826

Per student funding 2013 and 2015



Hyden Primary School

Comparison per student funding in individual school,
electorate schools average and WA schools average, 2013 and 2015

	2013	2015	Difference*
Hyden Primary School	\$10,860	\$12,972	\$2,113
Electorate All Schools	\$13,767	\$12,872	-\$895
WA All Schools	\$10,203	\$9,684	-\$520

Take action if you're not happy with the level of funding for your children's school:

Contact the Minister for Education, Peter Collier

Minister.Collier@dpc.wa.gov.au

or contact your local member:

Mia Davies MLA

Mia.Davies@mp.wa.gov.au

*Please refer to the notes regarding figures capped at +/- \$2000 in the research methodology.

Kellerberrin District High School

54 James Street KELLERBERRIN WA 6410

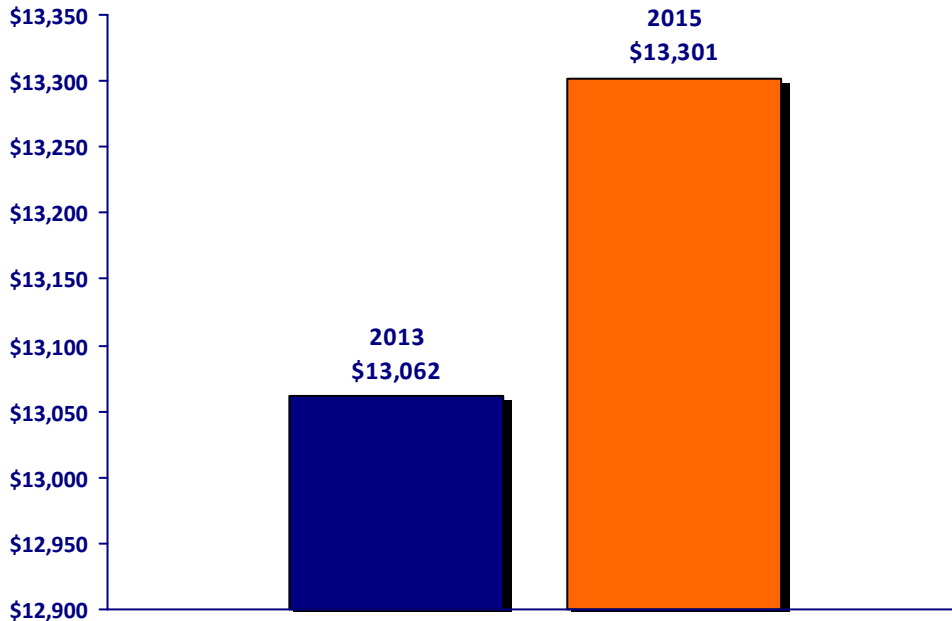
2015 Student Numbers

184

2015 WA government funding

\$2,447,370

Per student funding 2013 and 2015



Kellerberrin District High School

Comparison per student funding in individual school,
electorate schools average and WA schools average, 2013 and 2015

	2013	2015	Difference*
Kellerberrin District High School	\$13,062	\$13,301	\$239
Electorate All Schools	\$13,767	\$12,872	-\$895
WA All Schools	\$10,203	\$9,684	-\$520

Take action if you're not happy with the level of funding for your children's school:

Contact the Minister for Education, Peter Collier

Minister.Collier@dpc.wa.gov.au

or contact your local member:

Mia Davies MLA

Mia.Davies@mp.wa.gov.au

*Please refer to the notes regarding figures capped at +/- \$2000 in the research methodology.

Kondinin Primary School

75 Graham Street KONDININ WA 6367

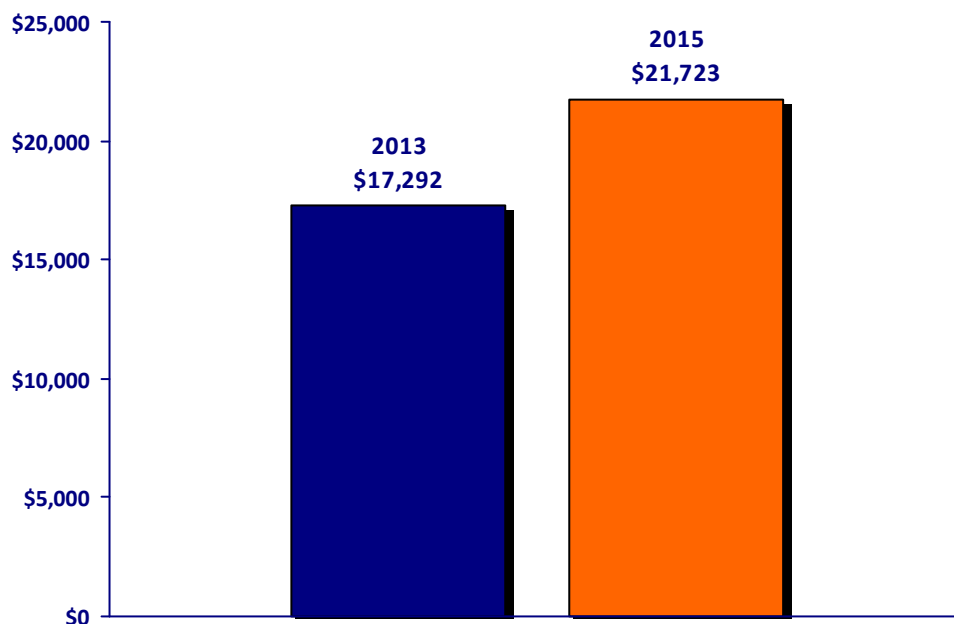
2015 Student Numbers

33

2015 WA government funding

\$716,870

Per student funding 2013 and 2015



Kondinin Primary School

Comparison per student funding in individual school,
electorate schools average and WA schools average, 2013 and 2015

	2013	2015	Difference*
Kondinin Primary School	\$17,292	\$21,723	\$4,432
Electorate All Schools	\$13,767	\$12,872	-\$895
WA All Schools	\$10,203	\$9,684	-\$520

Take action if you're not happy with the level of funding for your children's school:

Contact the Minister for Education, Peter Collier

Minister.Collier@dpc.wa.gov.au

or contact your local member:

Mia Davies MLA

Mia.Davies@mp.wa.gov.au

*Please refer to the notes regarding figures capped at +/- \$2000 in the research methodology.

Koorda Primary School

PO Box 188 KOORDA WA 6475

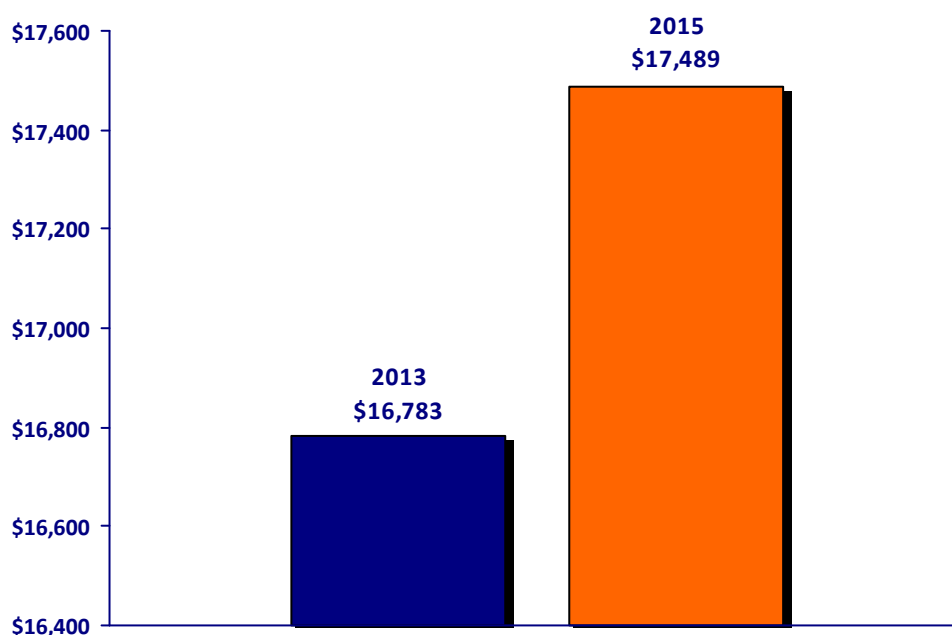
2015 Student Numbers

37

2015 WA government funding

\$647,102

Per student funding 2013 and 2015



Koorda Primary School

Comparison per student funding in individual school,
electorate schools average and WA schools average, 2013 and 2015

	2013	2015	Difference*
Koorda Primary School	\$16,783	\$17,489	\$706
Electorate All Schools	\$13,767	\$12,872	-\$895
WA All Schools	\$10,203	\$9,684	-\$520

Take action if you're not happy with the level of funding for your children's school:

Contact the Minister for Education, Peter Collier

Minister.Collier@dpc.wa.gov.au

or contact your local member:

Mia Davies MLA

Mia.Davies@mp.wa.gov.au

*Please refer to the notes regarding figures capped at +/- \$2000 in the research methodology.

Meckering Primary School

C/- Post Office MECKERING WA 6405

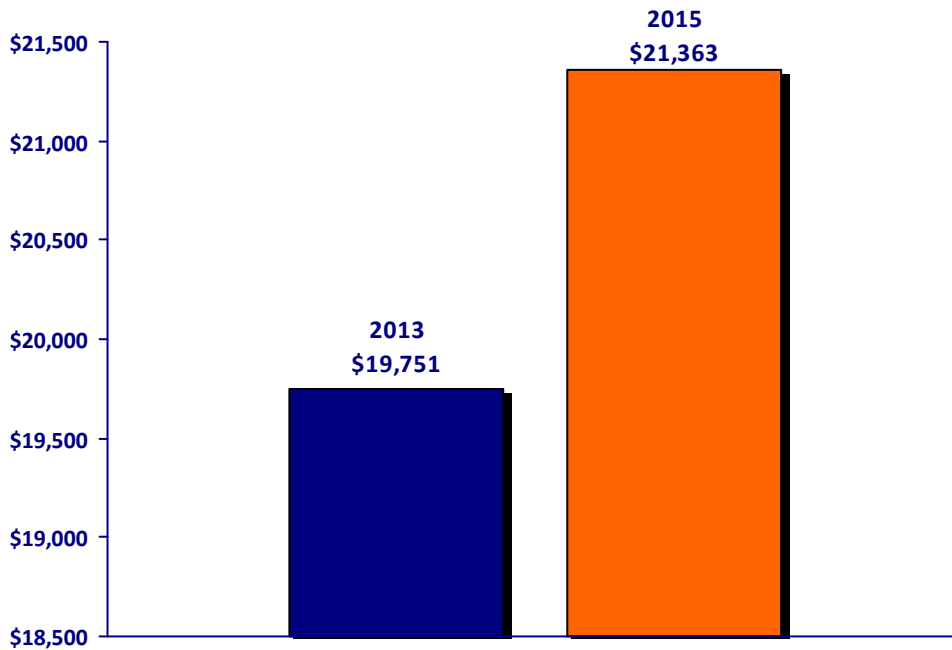
2015 Student Numbers

28

2015 WA government funding

\$598,154

Per student funding 2013 and 2015



Meckering Primary School

Comparison per student funding in individual school,
electorate schools average and WA schools average, 2013 and 2015

	2013	2015	Difference*
Meckering Primary School	\$19,751	\$21,363	\$1,611
Electorate All Schools	\$13,767	\$12,872	-\$895
WA All Schools	\$10,203	\$9,684	-\$520

Take action if you're not happy with the level of funding for your children's school:

Contact the Minister for Education, Peter Collier

Minister.Collier@dpc.wa.gov.au

or contact your local member:

Mia Davies MLA

Mia.Davies@mp.wa.gov.au

*Please refer to the notes regarding figures capped at +/- \$2000 in the research methodology.

Merredin College

Woolgar Avenue MERREDIN WA 6415

<http://www.merredincollege.wa.edu.au/>

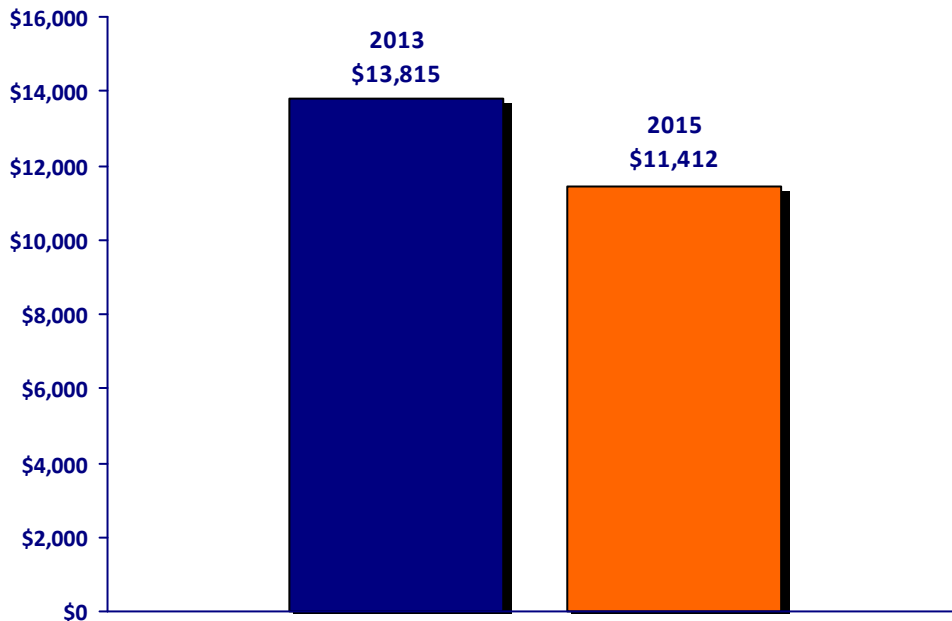
2015 Student Numbers

616

2015 WA government funding

\$7,029,685

Per student funding 2013 and 2015



Merredin College

Comparison per student funding in individual school,
electorate schools average and WA schools average, 2013 and 2015

	2013	2015	Difference*
Merredin College	\$13,815	\$11,412	-\$2,404
Electorate All Schools	\$13,767	\$12,872	-\$895
WA All Schools	\$10,203	\$9,684	-\$520

Take action if you're not happy with the level of funding for your children's school:

Contact the Minister for Education, Peter Collier

Minister.Collier@dpc.wa.gov.au

or contact your local member:

Mia Davies MLA

Mia.Davies@mp.wa.gov.au

*Please refer to the notes regarding figures capped at +/- \$2000 in the research methodology.

Mukinbudin District High School

White Street MUKINBUDIN WA 6479

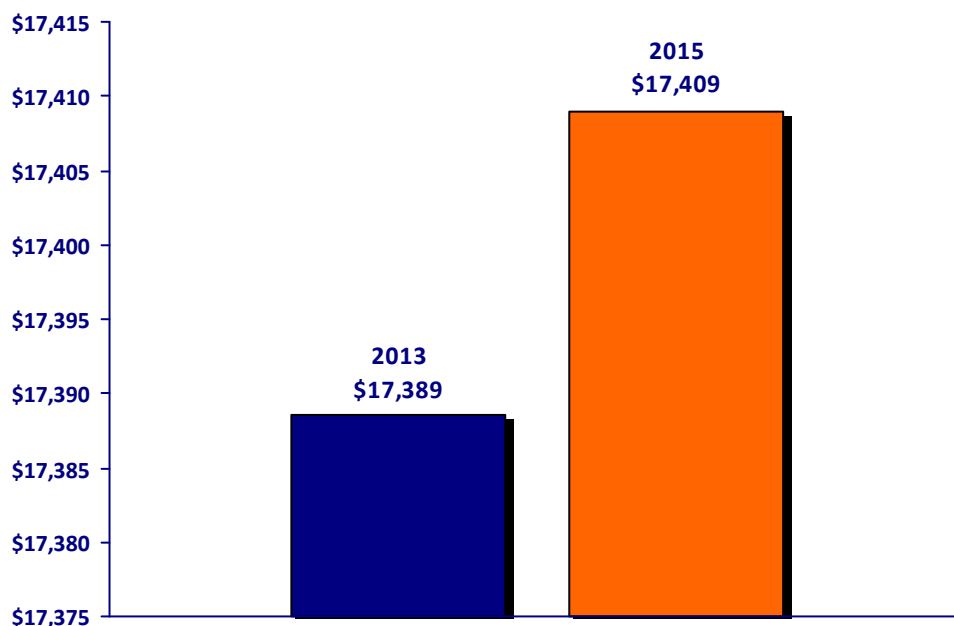
2015 Student Numbers

74

2015 WA government funding

\$1,288,263

Per student funding 2013 and 2015



Mukinbudin District High School

Comparison per student funding in individual school,
electorate schools average and WA schools average, 2013 and 2015

	2013	2015	Difference*
Mukinbudin District High School	\$17,389	\$17,409	\$20
Electorate All Schools	\$13,767	\$12,872	-\$895
WA All Schools	\$10,203	\$9,684	-\$520

Take action if you're not happy with the level of funding for your children's school:

Contact the Minister for Education, Peter Collier

Minister.Collier@dpc.wa.gov.au

or contact your local member:

Mia Davies MLA

Mia.Davies@mp.wa.gov.au

*Please refer to the notes regarding figures capped at +/- \$2000 in the research methodology.

Narembeen District High School

PO Box 8 NAREMBEEN WA 6369

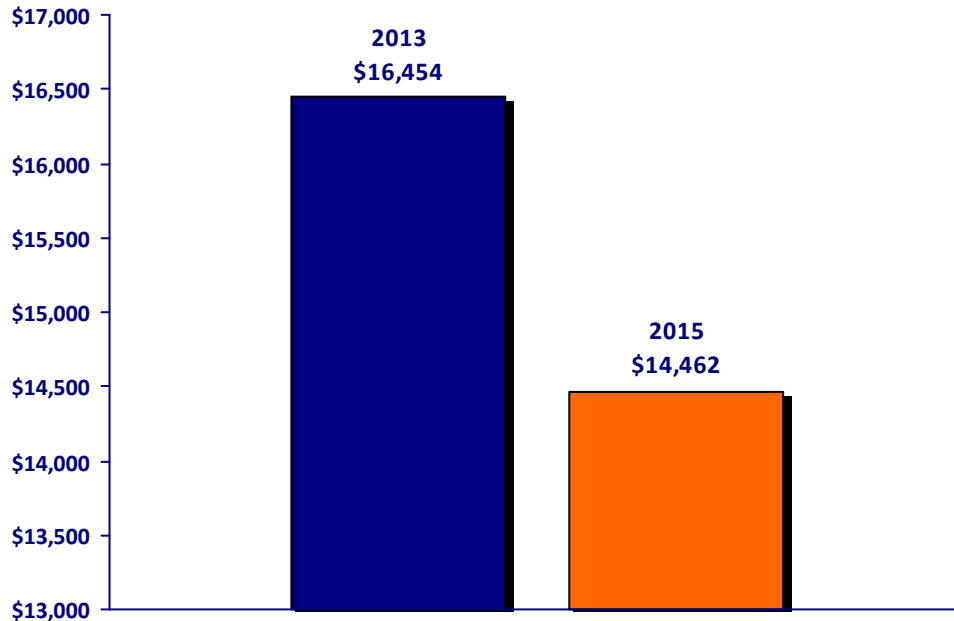
2015 Student Numbers

120

2015 WA government funding

\$1,735,439

Per student funding 2013 and 2015



Narembeen District High School

Comparison per student funding in individual school,
electorate schools average and WA schools average, 2013 and 2015

	2013	2015	Difference*
Narembeen District High School	\$16,454	\$14,462	-\$1,992
Electorate All Schools	\$13,767	\$12,872	-\$895
WA All Schools	\$10,203	\$9,684	-\$520

Take action if you're not happy with the level of funding for your children's school:

Contact the Minister for Education, Peter Collier

Minister.Collier@dpc.wa.gov.au

or contact your local member:

Mia Davies MLA

Mia.Davies@mp.wa.gov.au

*Please refer to the notes regarding figures capped at +/- \$2000 in the research methodology.

Northam Primary School

PO Box 747 NORTHAM WA 6401

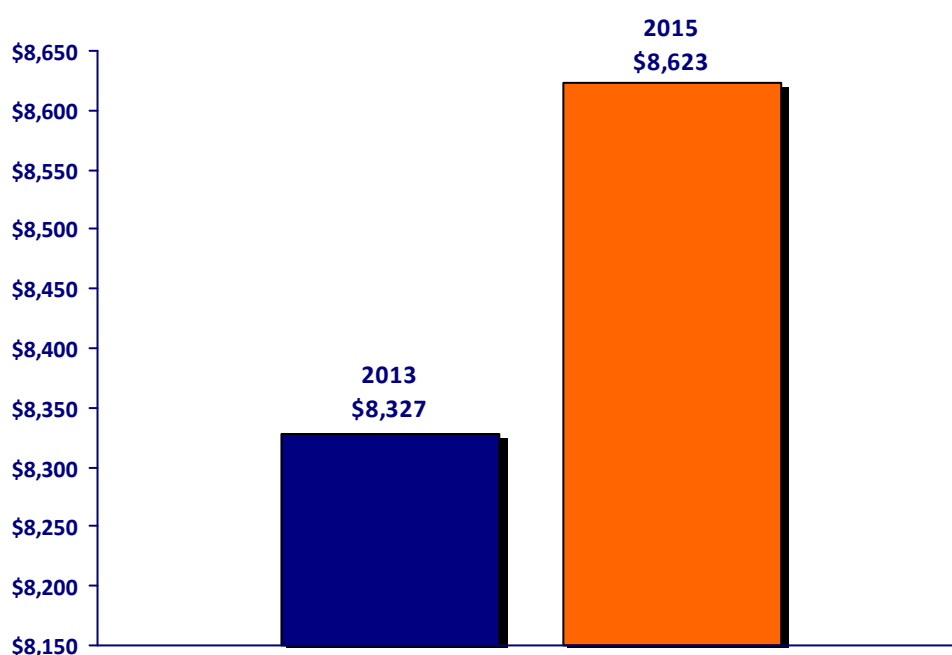
2015 Student Numbers

327

2015 WA government funding

\$2,819,632

Per student funding 2013 and 2015



Northam Primary School

Comparison per student funding in individual school,
electorate schools average and WA schools average, 2013 and 2015

	2013	2015	Difference*
Northam Primary School	\$8,327	\$8,623	\$296
Electorate All Schools	\$13,767	\$12,872	-\$895
WA All Schools	\$10,203	\$9,684	-\$520

Take action if you're not happy with the level of funding for your children's school:

Contact the Minister for Education, Peter Collier

Minister.Collier@dpc.wa.gov.au

or contact your local member:

Mia Davies MLA

Mia.Davies@mp.wa.gov.au

*Please refer to the notes regarding figures capped at +/- \$2000 in the research methodology.

Northam Senior High School

PO Box 255 NORTHAM WA 6401

<http://www.northamshs.det.wa.edu.au>

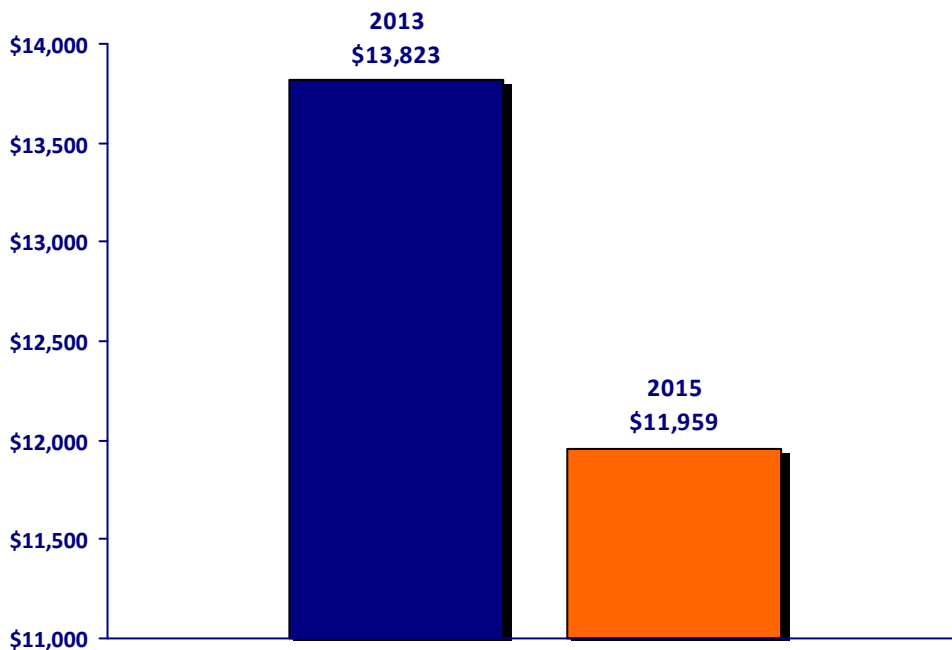
2015 Student Numbers

720

2015 WA government funding

\$8,610,503

Per student funding 2013 and 2015



Northam Senior High School

Comparison per student funding in individual school,
electorate schools average and WA schools average, 2013 and 2015

	2013	2015	Difference*
Northam Senior High School	\$13,823	\$11,959	-\$1,864
Electorate All Schools	\$13,767	\$12,872	-\$895
WA All Schools	\$10,203	\$9,684	-\$520

Take action if you're not happy with the level of funding for your children's school:

Contact the Minister for Education, Peter Collier

Minister.Collier@dpc.wa.gov.au

or contact your local member:

Mia Davies MLA

Mia.Davies@mp.wa.gov.au

*Please refer to the notes regarding figures capped at +/- \$2000 in the research methodology.

Nungarin Primary School

Danberrin Road NUNGARIN WA 6490

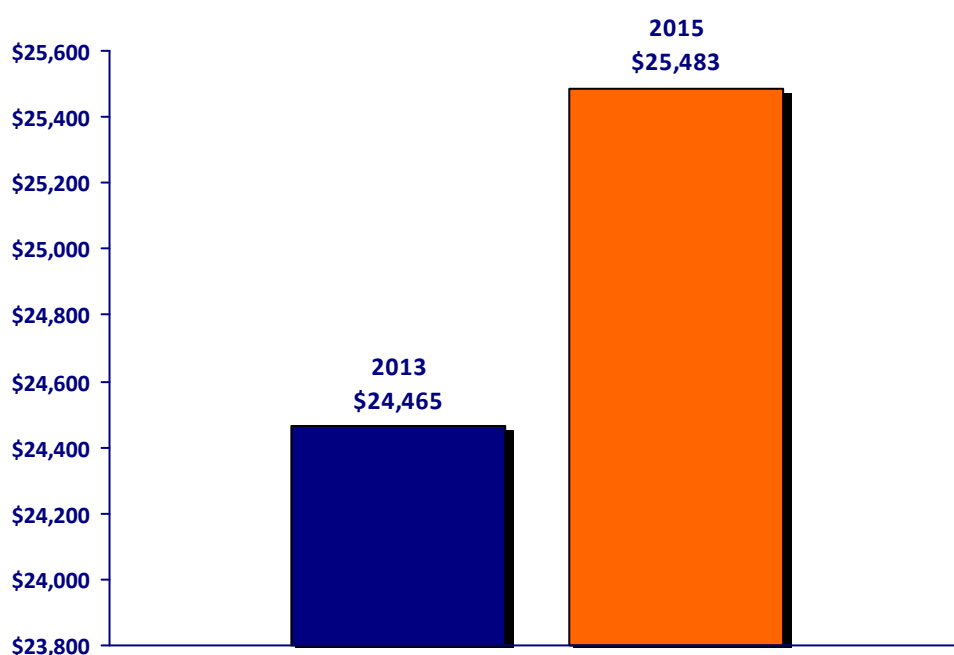
2015 Student Numbers

21

2015 WA government funding

\$535,134

Per student funding 2013 and 2015



Nungarin Primary School

Comparison per student funding in individual school,
electorate schools average and WA schools average, 2013 and 2015

	2013	2015	Difference*
Nungarin Primary School	\$24,465	\$25,483	\$1,017
Electorate All Schools	\$13,767	\$12,872	-\$895
WA All Schools	\$10,203	\$9,684	-\$520

Take action if you're not happy with the level of funding for your children's school:

Contact the Minister for Education, Peter Collier

Minister.Collier@dpc.wa.gov.au

or contact your local member:

Mia Davies MLA

Mia.Davies@mp.wa.gov.au

*Please refer to the notes regarding figures capped at +/- \$2000 in the research methodology.

Quairading District High School

McLennan Street QUAIRADING WA 6383

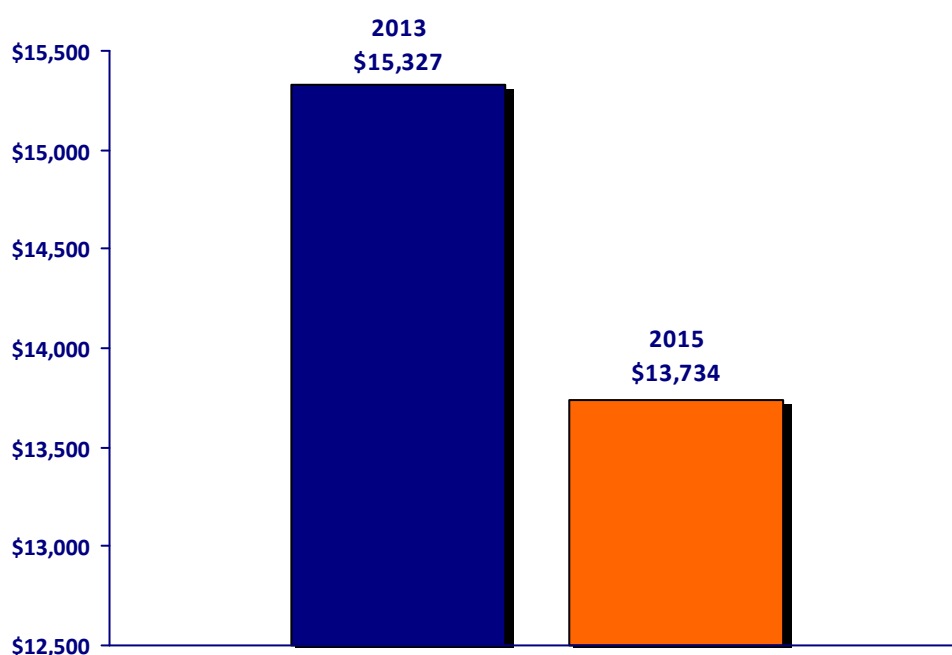
2015 Student Numbers

144

2015 WA government funding

\$1,977,752

Per student funding 2013 and 2015



Quairading District High School

Comparison per student funding in individual school,
electorate schools average and WA schools average, 2013 and 2015

	2013	2015	Difference*
Quairading District High School	\$15,327	\$13,734	-\$1,593
Electorate All Schools	\$13,767	\$12,872	-\$895
WA All Schools	\$10,203	\$9,684	-\$520

Take action if you're not happy with the level of funding for your children's school:

Contact the Minister for Education, Peter Collier

Minister.Collier@dpc.wa.gov.au

or contact your local member:

Mia Davies MLA

Mia.Davies@mp.wa.gov.au

*Please refer to the notes regarding figures capped at +/- \$2000 in the research methodology.

Tammin Primary School

Ridley Street TAMMIN WA 6409

<http://tamminps.wa.edu.au>

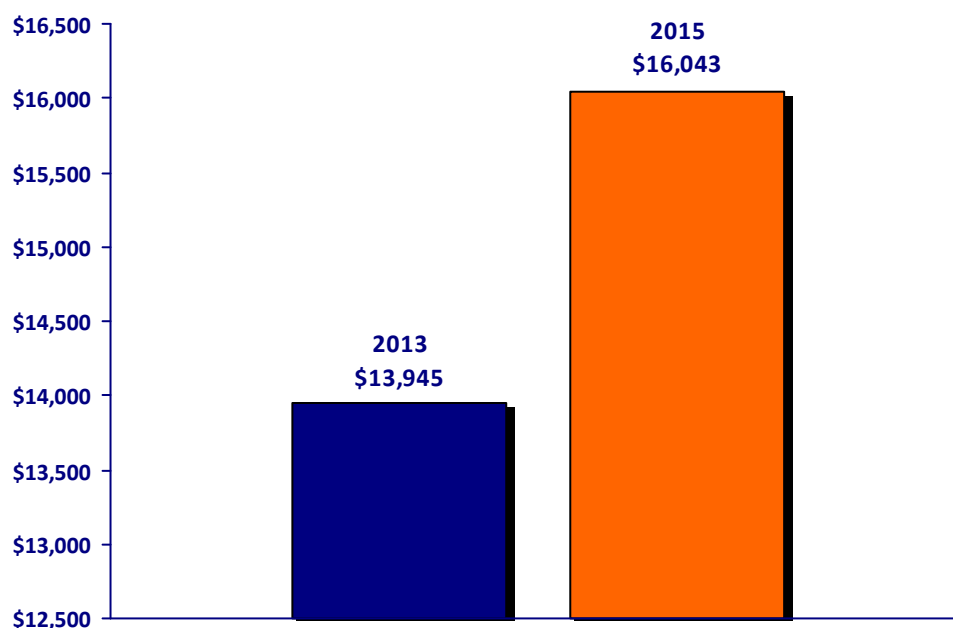
2015 Student Numbers

52

2015 WA government funding

\$834,213

Per student funding 2013 and 2015



Tammin Primary School

Comparison per student funding in individual school,
electorate schools average and WA schools average, 2013 and 2015

	2013	2015	Difference*
Tammin Primary School	\$13,945	\$16,043	\$2,098
Electorate All Schools	\$13,767	\$12,872	-\$895
WA All Schools	\$10,203	\$9,684	-\$520

Take action if you're not happy with the level of funding for your children's school:

Contact the Minister for Education, Peter Collier

Minister.Collier@dpc.wa.gov.au

or contact your local member:

Mia Davies MLA

Mia.Davies@mp.wa.gov.au

*Please refer to the notes regarding figures capped at +/- \$2000 in the research methodology.

Trayning Primary School

PO Box 77 TRAYNING WA 6488

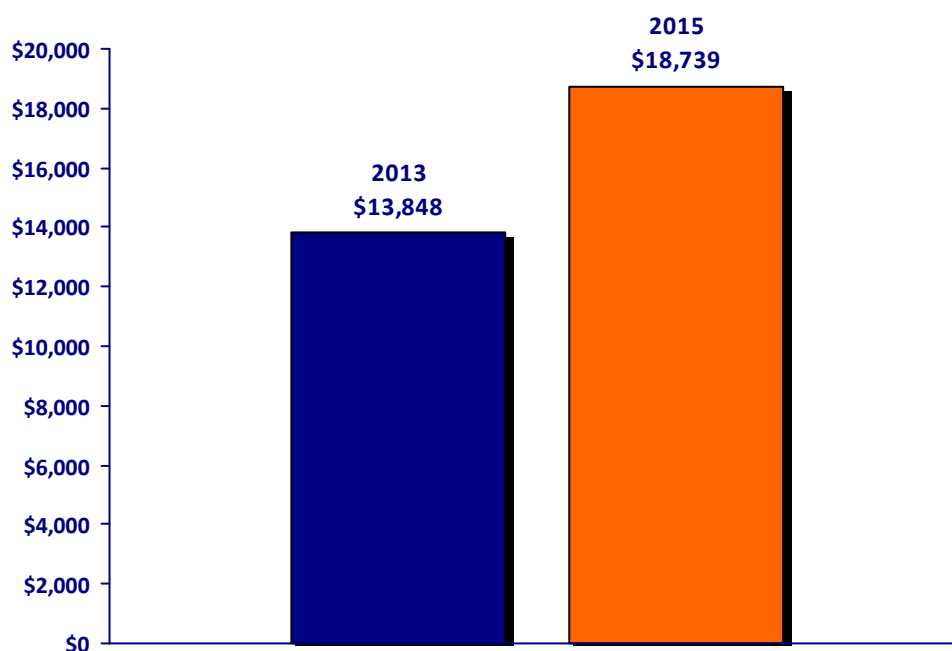
2015 Student Numbers

39

2015 WA government funding

\$730,832

Per student funding 2013 and 2015



Trayning Primary School

Comparison per student funding in individual school,
electorate schools average and WA schools average, 2013 and 2015

	2013	2015	Difference*
Trayning Primary School	\$13,848	\$18,739	\$4,891
Electorate All Schools	\$13,767	\$12,872	-\$895
WA All Schools	\$10,203	\$9,684	-\$520

Take action if you're not happy with the level of funding for your children's school:

Contact the Minister for Education, Peter Collier

Minister.Collier@dpc.wa.gov.au

or contact your local member:

Mia Davies MLA

Mia.Davies@mp.wa.gov.au

*Please refer to the notes regarding figures capped at +/- \$2000 in the research methodology.

West Northam Primary School

PO Box 310 NORTHAM WA 6401

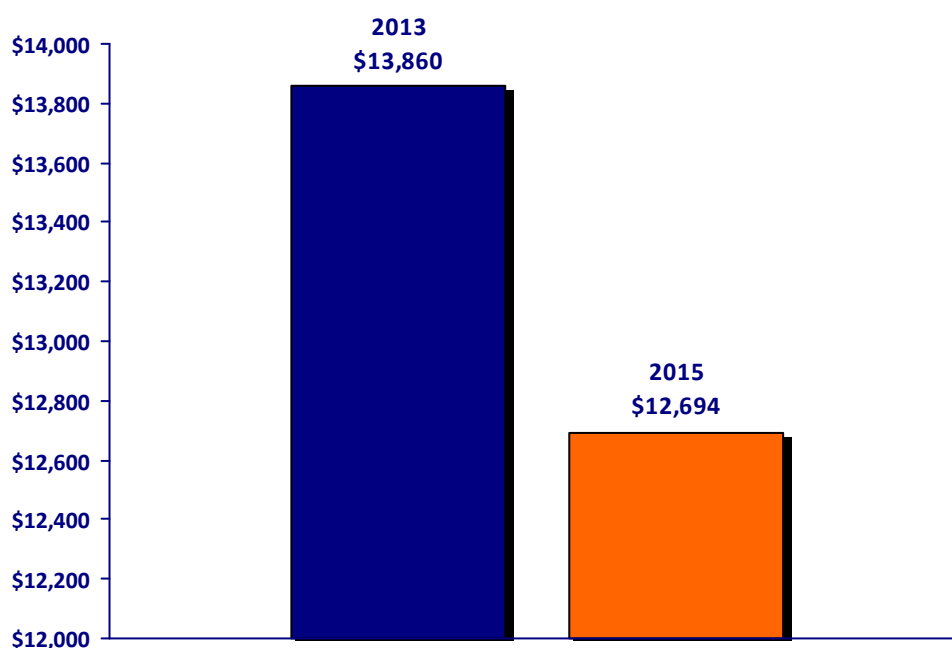
2015 Student Numbers

136

2015 WA government funding

\$1,726,382

Per student funding 2013 and 2015



West Northam Primary School

Comparison per student funding in individual school,
electorate schools average and WA schools average, 2013 and 2015

	2013	2015	Difference*
West Northam Primary School	\$13,860	\$12,694	-\$1,166
Electorate All Schools	\$13,767	\$12,872	-\$895
WA All Schools	\$10,203	\$9,684	-\$520

Take action if you're not happy with the level of funding for your children's school:

Contact the Minister for Education, Peter Collier

Minister.Collier@dpc.wa.gov.au

or contact your local member:

Mia Davies MLA

Mia.Davies@mp.wa.gov.au

*Please refer to the notes regarding figures capped at +/- \$2000 in the research methodology.

Wongan Hills District High School

Quinlan Street WONGAN HILLS WA 6603

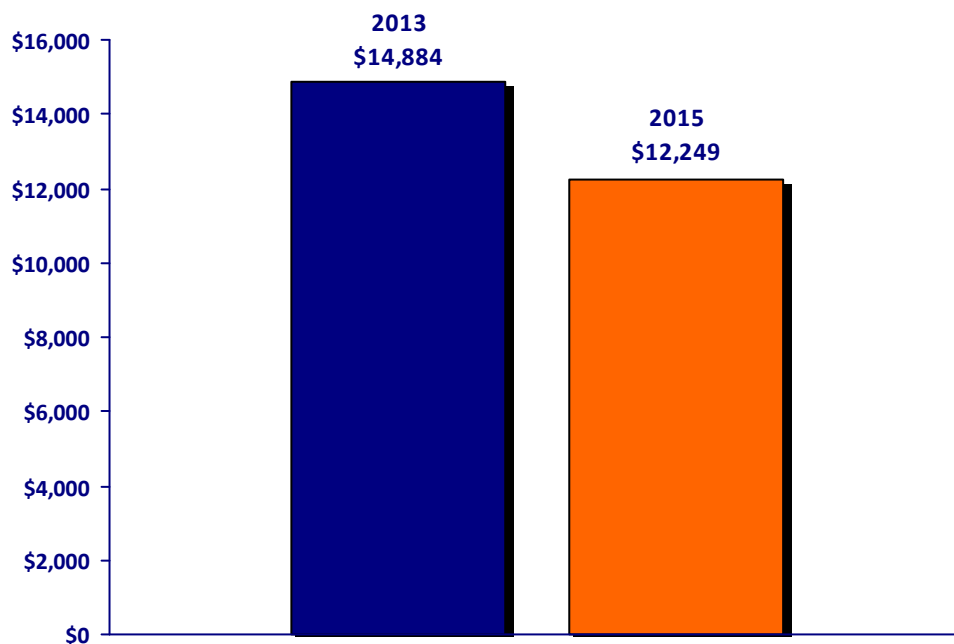
2015 Student Numbers

245

2015 WA government funding

\$3,001,094

Per student funding 2013 and 2015



Wongan Hills District High School

Comparison per student funding in individual school,
electorate schools average and WA schools average, 2013 and 2015

	2013	2015	Difference*
Wongan Hills District High School	\$14,884	\$12,249	-\$2,634
Electorate All Schools	\$13,767	\$12,872	-\$895
WA All Schools	\$10,203	\$9,684	-\$520

Take action if you're not happy with the level of funding for your children's school:

Contact the Minister for Education, Peter Collier

Minister.Collier@dpc.wa.gov.au

or contact your local member:

Mia Davies MLA

Mia.Davies@mp.wa.gov.au

*Please refer to the notes regarding figures capped at +/- \$2000 in the research methodology.

Wundowie Primary School

PO Box 308 WUNDOWIE WA 6560

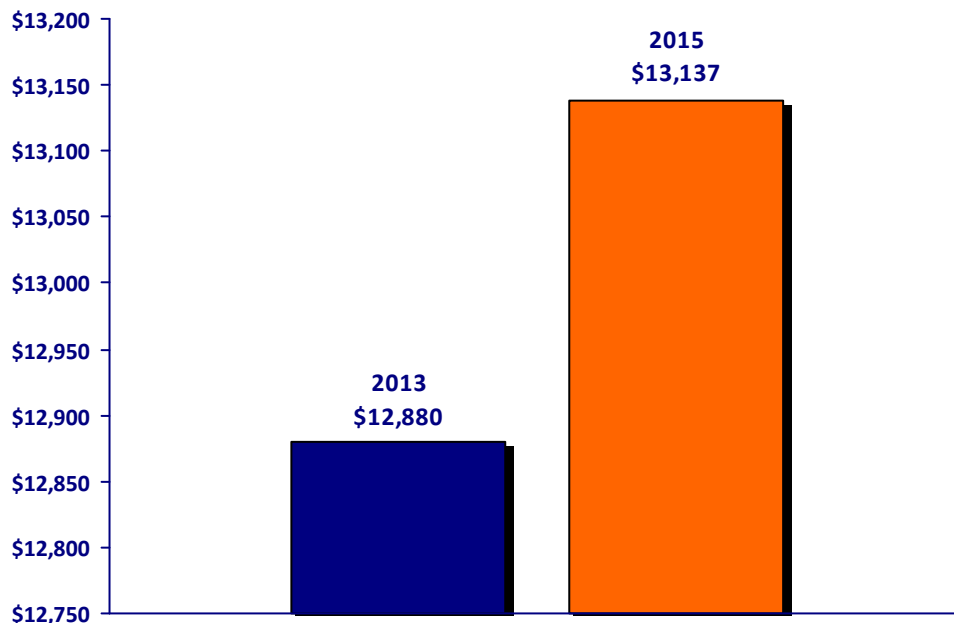
2015 Student Numbers

79

2015 WA government funding

\$1,037,850

Per student funding 2013 and 2015



Wundowie Primary School

Comparison per student funding in individual school,
electorate schools average and WA schools average, 2013 and 2015

	2013	2015	Difference*
Wundowie Primary School	\$12,880	\$13,137	\$257
Electorate All Schools	\$13,767	\$12,872	-\$895
WA All Schools	\$10,203	\$9,684	-\$520

Take action if you're not happy with the level of funding for your children's school:

Contact the Minister for Education, Peter Collier

Minister.Collier@dpc.wa.gov.au

or contact your local member:

Mia Davies MLA

Mia.Davies@mp.wa.gov.au

*Please refer to the notes regarding figures capped at +/- \$2000 in the research methodology.

Wyalkatchem District High School

Honour Avenue WYALKATCHEM WA 6485

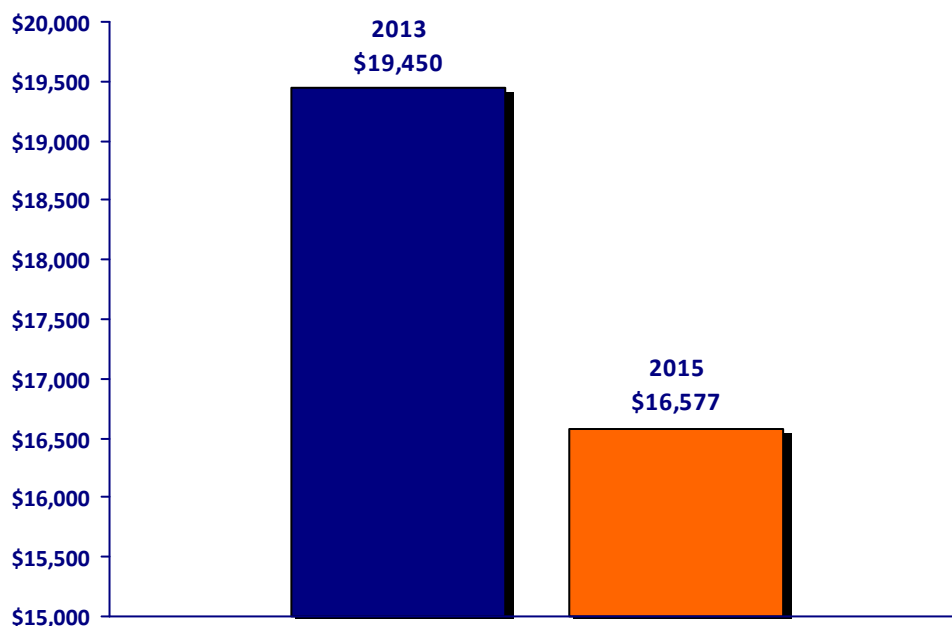
2015 Student Numbers

88

2015 WA government funding

\$1,458,740

Per student funding 2013 and 2015



Wyalkatchem District High School

Comparison per student funding in individual school,
electorate schools average and WA schools average, 2013 and 2015

	2013	2015	Difference*
Wyalkatchem District High School	\$19,450	\$16,577	-\$2,873
Electorate All Schools	\$13,767	\$12,872	-\$895
WA All Schools	\$10,203	\$9,684	-\$520

Take action if you're not happy with the level of funding for your children's school:

Contact the Minister for Education, Peter Collier

Minister.Collier@dpc.wa.gov.au

or contact your local member:

Mia Davies MLA

Mia.Davies@mp.wa.gov.au

*Please refer to the notes regarding figures capped at +/- \$2000 in the research methodology.

York District High School

2 Trews Road YORK WA 6302

<http://www.yorkdhs.wa.edu.au>

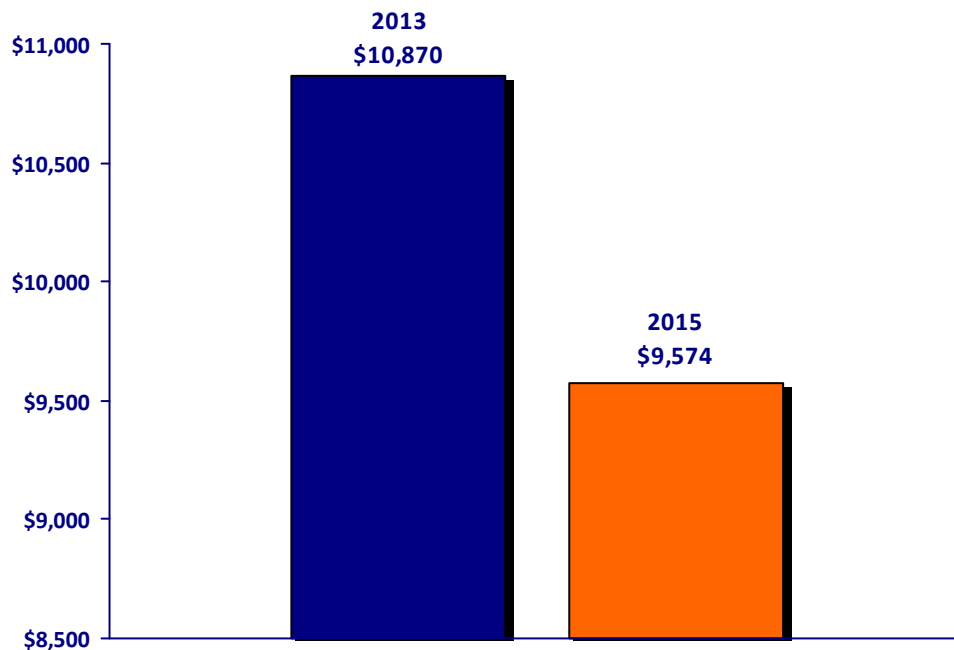
2015 Student Numbers

516

2015 WA government funding

\$4,940,218

Per student funding 2013 and 2015



York District High School

Comparison per student funding in individual school,
electorate schools average and WA schools average, 2013 and 2015

	2013	2015	Difference*
York District High School	\$10,870	\$9,574	-\$1,296
Electorate All Schools	\$13,767	\$12,872	-\$895
WA All Schools	\$10,203	\$9,684	-\$520

Take action if you're not happy with the level of funding for your children's school:

Contact the Minister for Education, Peter Collier

Minister.Collier@dpc.wa.gov.au

or contact your local member:

Mia Davies MLA

Mia.Davies@mp.wa.gov.au

*Please refer to the notes regarding figures capped at +/- \$2000 in the research methodology.

Putting Our Kids First
www.puttingourkidsfirst.com.au

Save Our Services
www.saveourservices.com.au