



- Clayton View Primary School
- Eastern Hills Senior High School
- Governor Stirling Senior High School
- Greenmount Primary School
- Guildford Primary School
- Helena Valley Primary School
- Middle Swan Primary School
- Midvale Primary School
- Moorditj Noongar Community College
- Swan View Primary School
- Swan View Senior High School
- Woodbridge Primary School

# Your Midland Electorate Schools Report 2015





In 2010 the Barnett Liberal-National Party Government began a program of public sector staff and funding cuts, as well as the sale of public assets and privatisation of services.

At the same time the population of WA was growing rapidly, housing affordability getting worse, and costs of living rising.

UnionsWA, with the support of public sector unions, decided to create the **Save Our Services** campaign to raise awareness about and address these issues.

The **Save Our Services** campaign is about ensuring West Australians, particularly those most in need, can access decent schools, health care, public transport and other Government services.

The Barnett Government has been in office for more than six years and the measurable impacts for public services include:

- rising class sizes in our schools;
- longer waiting times in our hospitals;
- worse traffic congestion including associated costs to our economy with a lack of investment in our roads and public transport; and
- compromised services due to the privatisation of hospitals and prisons.

**Save Our Services** is committed to a clearer, stronger role for the public sector. The need for investment in our people, services and infrastructure is very great.

[www.saveourservices.com.au](http://www.saveourservices.com.au)



**Putting Our Kids First** is a community campaign established by peak education bodies representing parents, teachers, principals, education assistants and support staff in Western Australian public schools.

We believe that every child has the right to access a well-funded, high quality public education, regardless of their background or circumstances.

**Putting Our Kids First** advocates for the reversal of Liberal State Government's staffing and budget cuts to the WA public education sector.

Since 2013, Colin Barnett's cuts include:

- over \$200 million cut directly from public school budgets in 2014;
- a further \$45 million cut from secondary school budgets in 2015;
- over 800 teaching positions cut in 2014/15;
- over 1000 education assistants cut in 2014/15;
- 150 central and regional office positions;
- 200 redundancies across the sector in 2015;
- 110 Aboriginal and Islander Education Officers cut in 2014; and
- an average reduction in expenditure per student of \$714 per year.

Barnett's education cuts are making it increasingly difficult for public schools to deliver every child the high quality education they deserve. A strong, well-funded public education should be the first priority of the State Government. We call on the Premier to put our kids first, not last.

[www.puttingourkidsfirst.com.au](http://www.puttingourkidsfirst.com.au)

# Clayton View Primary School

211 Clayton Street KOONGAMIA WA 6056

<http://www.claytonviewps.wa.edu.au>

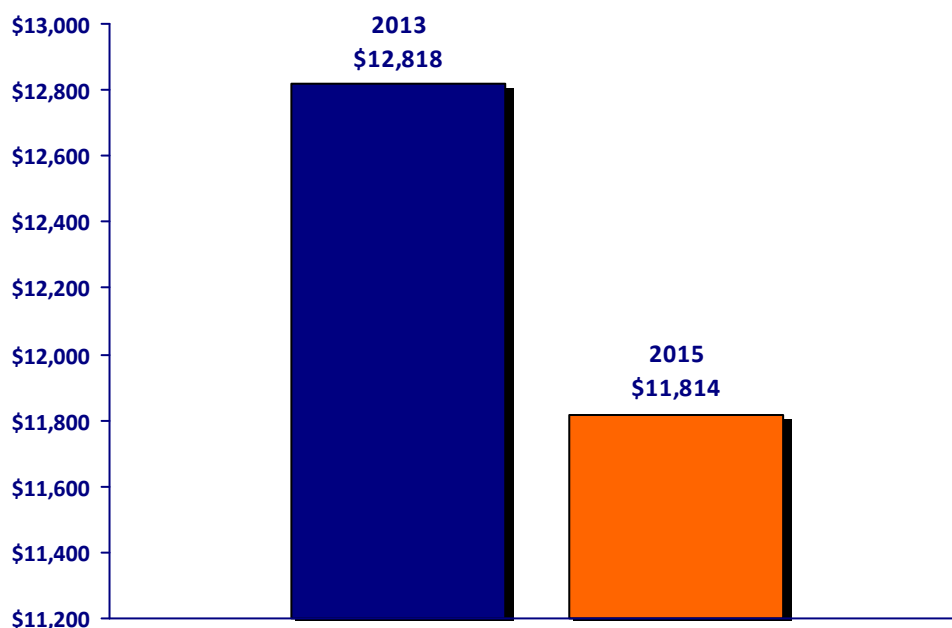
**2015 Student Numbers**

**145**

**2015 WA government funding**

**\$1,713,046**

Per student funding 2013 and 2015



## Clayton View Primary School

Comparison per student funding in individual school,  
electorate schools average and WA schools average, 2013 and 2015

|                             | 2013     | 2015     | Difference*     |
|-----------------------------|----------|----------|-----------------|
| Clayton View Primary School | \$12,818 | \$11,814 | <b>-\$1,004</b> |
| Electorate All Schools      | \$10,744 | \$9,759  | <b>-\$985</b>   |
| WA All Schools              | \$10,203 | \$9,684  | <b>-\$520</b>   |

**Take action if you're not happy with the level of funding for your children's school:**

**Contact the Minister for Education, Peter Collier**

[Minister.Collier@dpc.wa.gov.au](mailto:Minister.Collier@dpc.wa.gov.au)

**or contact your local member:**

Michelle Roberts MLA

[midland@mp.wa.gov.au](mailto:midland@mp.wa.gov.au)

\*Please refer to the notes regarding figures capped at +/- \$2000 in the research methodology.



***“Citizens have a right to know how public funds are spent on public services. Sadly, information like this is not easy to find, even in crucial areas like education. In this particular case neither the Minister nor the relevant Departments have been keen to make all the data readily available.***

***“To give Western Australians a sense of the resources flowing to individual local public schools this report provides plausible estimates from available sources. The data has been painstakingly put together and presents an alarming picture of the uneven and sometimes large funding per student declines at individual schools.***

***“The production of this report is commendable and I wholeheartedly support calls for improved transparency in the public sector.”***

**Professor David Hayward**

Dean, School of Global, Urban and Social Studies  
RMIT University

### **Research methodology**

The figures used in these reports are based on information sourced from questions in Parliament, **Schools Online**, the Department of Education and the Office of the Minister for Education. Comparable figures were available for 694 schools.

Due to the relocation in 2015 of Year 7 students from primary to secondary schools and the introduction of a new Student Centred Funding Model (SCFM) as well as announced cuts and some of those cuts then overturned, it is not valid to simply compare school budgets between 2013 and 2015. To ensure that the figures provided are rigorous, the reports compare adjusted 2013 expenditure per student between these two years. Using per student expenditure controls for the large influx into secondary school of Year 7 students in 2015, as well as the rapid overall student population growth in WA. The figures used are for recurrent expenditure. One-off funding for capital costs are not included in these figures.

In early 2015, the Minister for Education released revised school budget figures, incorporating lower cuts than had previously been announced.

For the reasons outlined above, to compare in real terms 2013 with 2015 it has been necessary to adjust 2013 funding in real, 2015 terms, i.e., to take into account that non-salary expenses incurred by schools have risen with inflation. For this purpose, the WA Treasury estimates for the WA Consumer Price Index of 3.0% and 2.25% with actual 2012/13 and projected 2015/16 apply respectively. For schools, non-salary expenses comprise 12% of total budgets. Further 88% of school budgets go towards staff. Reflecting rising costs of living and the need to retain experienced staff, these costs have risen over the two years compared, with adjustments of 4.25% and 2.75% applied.

Up until the start of 2015, leave costs for staff formed part of the funding to schools and were paid to staff by the school. The Education Department then changed policy to centralise the payment of leave for school staff. Taking this change into account, the cost of leave funded directly to schools has been removed from those budgets and these calculations, i.e., neither 2015 nor 2013 figures include leave cost or funding. This was for an amount of 9.2%.

For a small number of schools where the difference per student exceeds \$2000, the figure has been capped at \$2000. In most cases, this applies to schools with very low student populations or schools yet to finalise student numbers, which can influence the data. Small regional schools and Education Support Centres have been the hardest hit by funding reductions as these schools often rely on Education Assistants that suffered the main workforce cuts. There are also small variations of up to a single dollar on some totals due to rounding.

Source documents used for calculations have been drawn from Budget papers, answers to questions in the WA Parliament and other sources. These documents are available on the Save Our Services website under **Resources**.

We encourage you to consult with your school's principal for further information regarding your school's funding situation. Any supporters who have additional or different information are encouraged to provide these by completing the **Putting Our Kids First School Survey**.

# Clayton View Primary School

211 Clayton Street KOONGAMIA WA 6056

<http://www.claytonviewps.wa.edu.au>

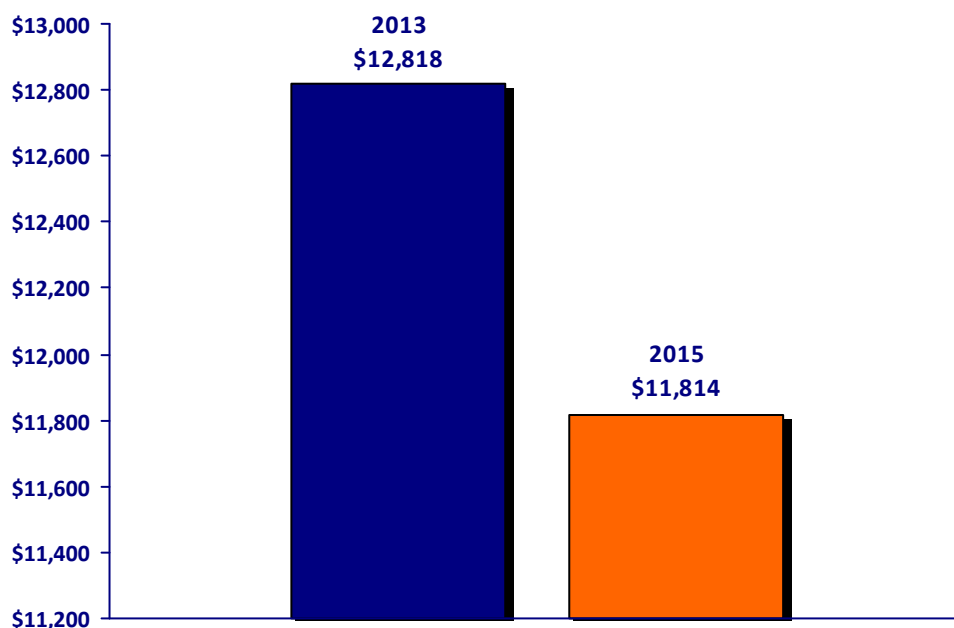
**2015 Student Numbers**

**145**

**2015 WA government funding**

**\$1,713,046**

Per student funding 2013 and 2015



## Clayton View Primary School

Comparison per student funding in individual school,  
electorate schools average and WA schools average, 2013 and 2015

|                             | 2013     | 2015     | Difference*     |
|-----------------------------|----------|----------|-----------------|
| Clayton View Primary School | \$12,818 | \$11,814 | <b>-\$1,004</b> |
| Electorate All Schools      | \$10,744 | \$9,759  | <b>-\$985</b>   |
| WA All Schools              | \$10,203 | \$9,684  | <b>-\$520</b>   |

**Take action if you're not happy with the level of funding for your children's school:**

**Contact the Minister for Education, Peter Collier**

[Minister.Collier@dpc.wa.gov.au](mailto:Minister.Collier@dpc.wa.gov.au)

**or contact your local member:**

Michelle Roberts MLA

[midland@mp.wa.gov.au](mailto:midland@mp.wa.gov.au)

\*Please refer to the notes regarding figures capped at +/- \$2000 in the research methodology.

# Eastern Hills Senior High School

Lot 289 Keane Street East MOUNT HELENA WA 6056

<http://www.ehshs.wa.edu.au>

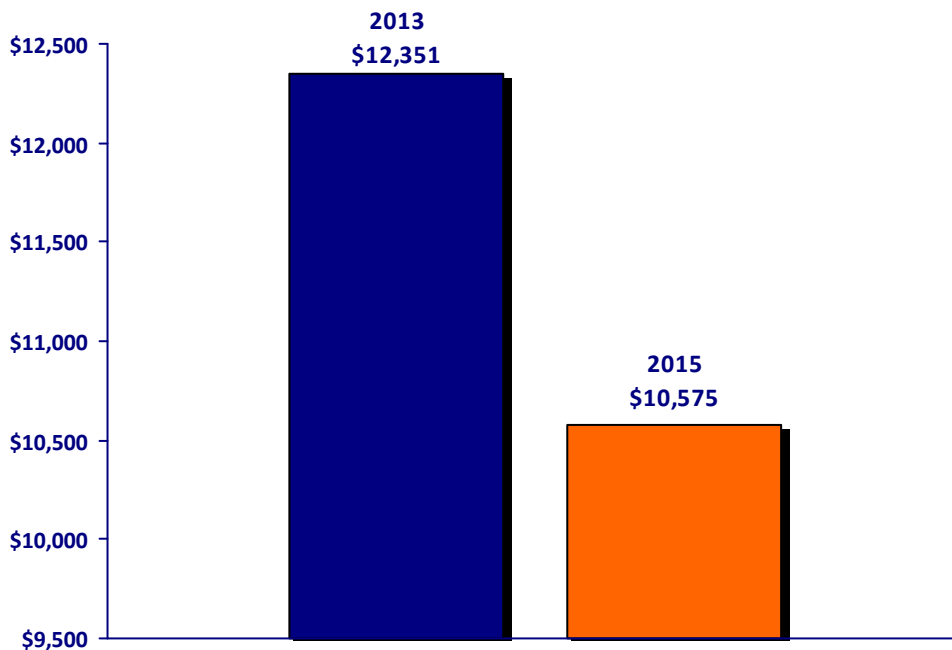
**2015 Student Numbers**

**917**

**2015 WA government funding**

**\$9,696,842**

Per student funding 2013 and 2015



## Eastern Hills Senior High School

Comparison per student funding in individual school,  
electorate schools average and WA schools average, 2013 and 2015

|                                  | 2013     | 2015     | Difference* |
|----------------------------------|----------|----------|-------------|
| Eastern Hills Senior High School | \$12,351 | \$10,575 | -\$1,776    |
| Electorate All Schools           | \$10,744 | \$9,759  | -\$985      |
| WA All Schools                   | \$10,203 | \$9,684  | -\$520      |

**Take action if you're not happy with the level of funding for your children's school:**

**Contact the Minister for Education, Peter Collier**

[Minister.Collier@dpc.wa.gov.au](mailto:Minister.Collier@dpc.wa.gov.au)

**or contact your local member:**

Michelle Roberts MLA

[midland@mp.wa.gov.au](mailto:midland@mp.wa.gov.au)

\*Please refer to the notes regarding figures capped at +/- \$2000 in the research methodology.

# Governor Stirling Senior High School

25 Third Avenue WOODBRIDGE WA 6056

<http://www.govo.wa.edu.au>

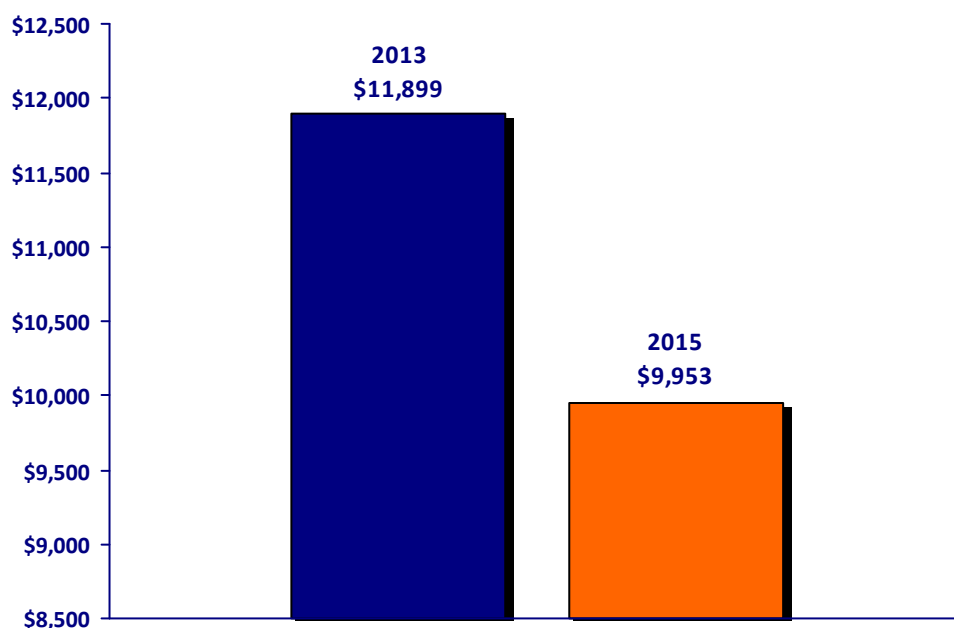
**2015 Student Numbers**

**975**

**2015 WA government funding**

**\$9,704,508**

Per student funding 2013 and 2015



## Governor Stirling Senior High School

Comparison per student funding in individual school,  
electorate schools average and WA schools average, 2013 and 2015

|                                   | 2013     | 2015    | Difference* |
|-----------------------------------|----------|---------|-------------|
| Governor Stirling Senior High Sch | \$11,899 | \$9,953 | -\$1,946    |
| Electorate All Schools            | \$10,744 | \$9,759 | -\$985      |
| WA All Schools                    | \$10,203 | \$9,684 | -\$520      |

**Take action if you're not happy with the level of funding for your children's school:**

**Contact the Minister for Education, Peter Collier**

[Minister.Collier@dpc.wa.gov.au](mailto:Minister.Collier@dpc.wa.gov.au)

**or contact your local member:**

Michelle Roberts MLA

[midland@mp.wa.gov.au](mailto:midland@mp.wa.gov.au)

\*Please refer to the notes regarding figures capped at +/- \$2000 in the research methodology.

# Greenmount Primary School

50-68 Innamincka Road GREENMOUNT WA 6056

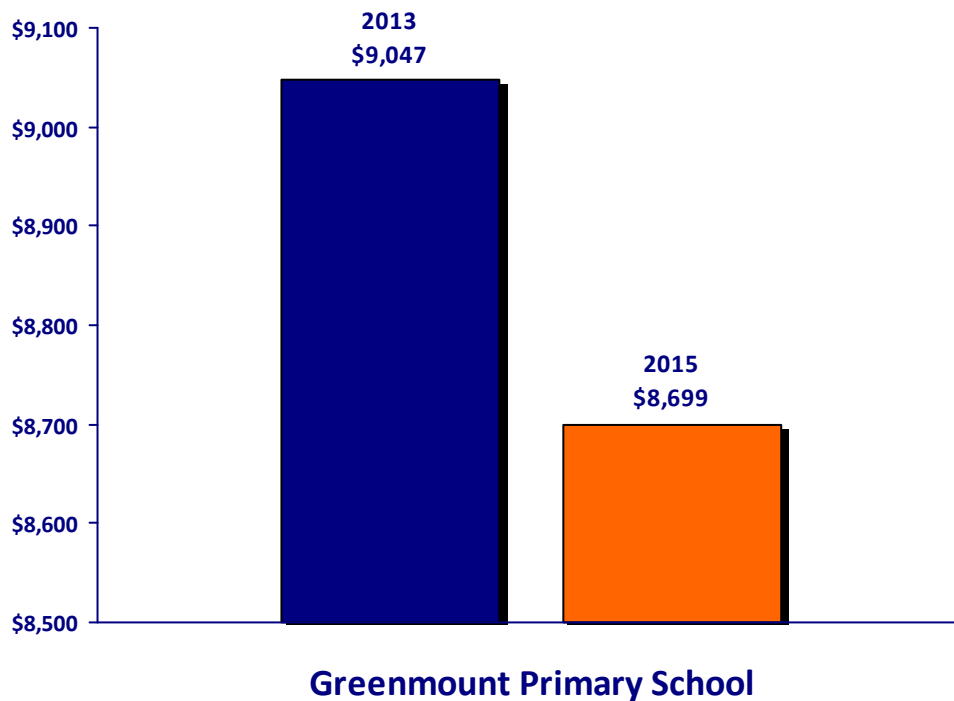
**2015 Student Numbers**

**369**

**2015 WA government funding**

**\$3,209,935**

Per student funding 2013 and 2015



Comparison per student funding in individual school, electorate schools average and WA schools average, 2013 and 2015

|                           | 2013     | 2015    | Difference* |
|---------------------------|----------|---------|-------------|
| Greenmount Primary School | \$9,047  | \$8,699 | -\$348      |
| Electorate All Schools    | \$10,744 | \$9,759 | -\$985      |
| WA All Schools            | \$10,203 | \$9,684 | -\$520      |

**Take action if you're not happy with the level of funding for your children's school:**

**Contact the Minister for Education, Peter Collier**

Minister.Collier@dpc.wa.gov.au

**or contact your local member:**

Michelle Roberts MLA

midland@mp.wa.gov.au

\*Please refer to the notes regarding figures capped at +/- \$2000 in the research methodology.



# Guildford Primary School

125 Helena Street GUILDFORD WA 6055

<http://www.guildfordps.wa.edu.au>

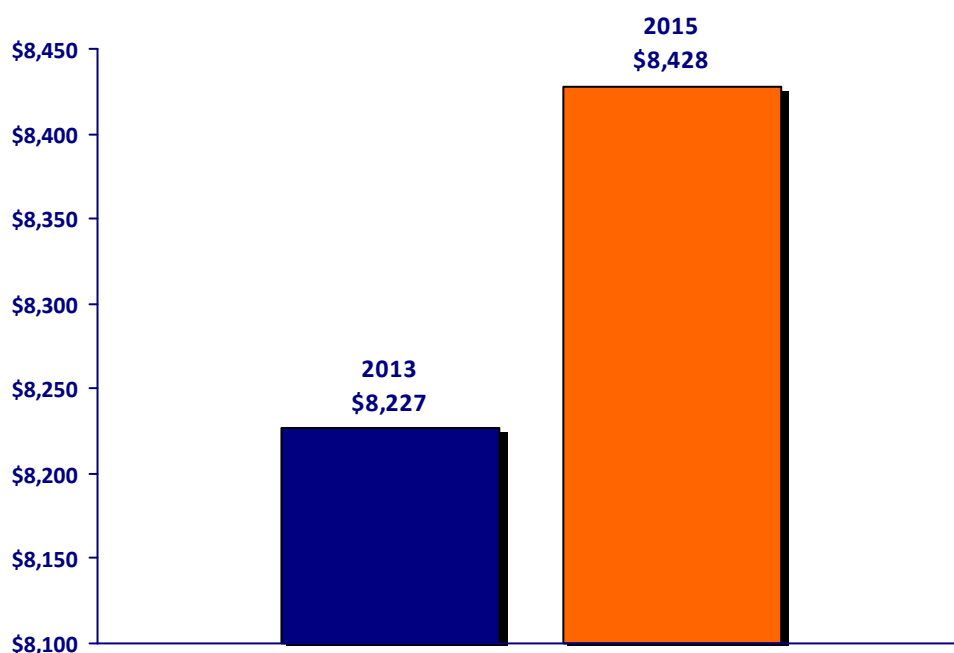
**2015 Student Numbers**

**320**

**2015 WA government funding**

**\$2,696,985**

Per student funding 2013 and 2015



## Guildford Primary School

Comparison per student funding in individual school,  
electorate schools average and WA schools average, 2013 and 2015

|                          | 2013     | 2015    | Difference*   |
|--------------------------|----------|---------|---------------|
| Guildford Primary School | \$8,227  | \$8,428 | <b>\$201</b>  |
| Electorate All Schools   | \$10,744 | \$9,759 | <b>-\$985</b> |
| WA All Schools           | \$10,203 | \$9,684 | <b>-\$520</b> |

**Take action if you're not happy with the level of funding for your children's school:**

**Contact the Minister for Education, Peter Collier**

[Minister.Collier@dpc.wa.gov.au](mailto:Minister.Collier@dpc.wa.gov.au)

**or contact your local member:**

Michelle Roberts MLA

[midland@mp.wa.gov.au](mailto:midland@mp.wa.gov.au)

\*Please refer to the notes regarding figures capped at +/- \$2000 in the research methodology.

# Helena Valley Primary School

3700 Helena Valley Road HELENA VALLEY WA 6056

<http://www.helenavalley.wa.edu.au>

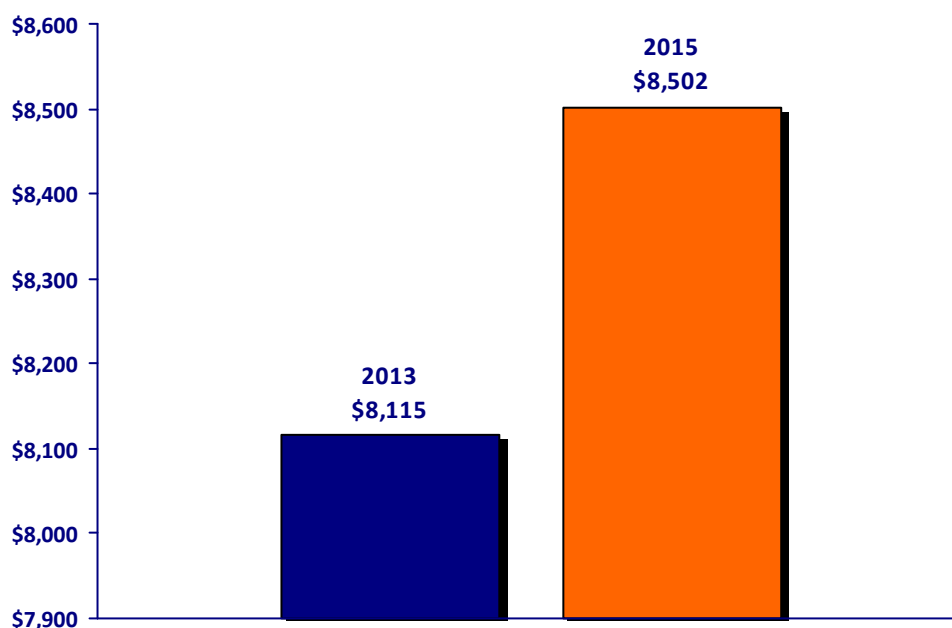
**2015 Student Numbers**

**281**

**2015 WA government funding**

**\$2,389,156**

Per student funding 2013 and 2015



## Helena Valley Primary School

Comparison per student funding in individual school,  
electorate schools average and WA schools average, 2013 and 2015

|                              | 2013     | 2015    | Difference*   |
|------------------------------|----------|---------|---------------|
| Helena Valley Primary School | \$8,115  | \$8,502 | <b>\$387</b>  |
| Electorate All Schools       | \$10,744 | \$9,759 | <b>-\$985</b> |
| WA All Schools               | \$10,203 | \$9,684 | <b>-\$520</b> |

**Take action if you're not happy with the level of funding for your children's school:**

**Contact the Minister for Education, Peter Collier**

[Minister.Collier@dpc.wa.gov.au](mailto:Minister.Collier@dpc.wa.gov.au)

**or contact your local member:**

Michelle Roberts MLA

[midland@mp.wa.gov.au](mailto:midland@mp.wa.gov.au)

\*Please refer to the notes regarding figures capped at +/- \$2000 in the research methodology.

# Middle Swan Primary School

Lot 574 Cockman Cross STRATTON WA 6056

<http://www.middleswanps.wa.edu.au>

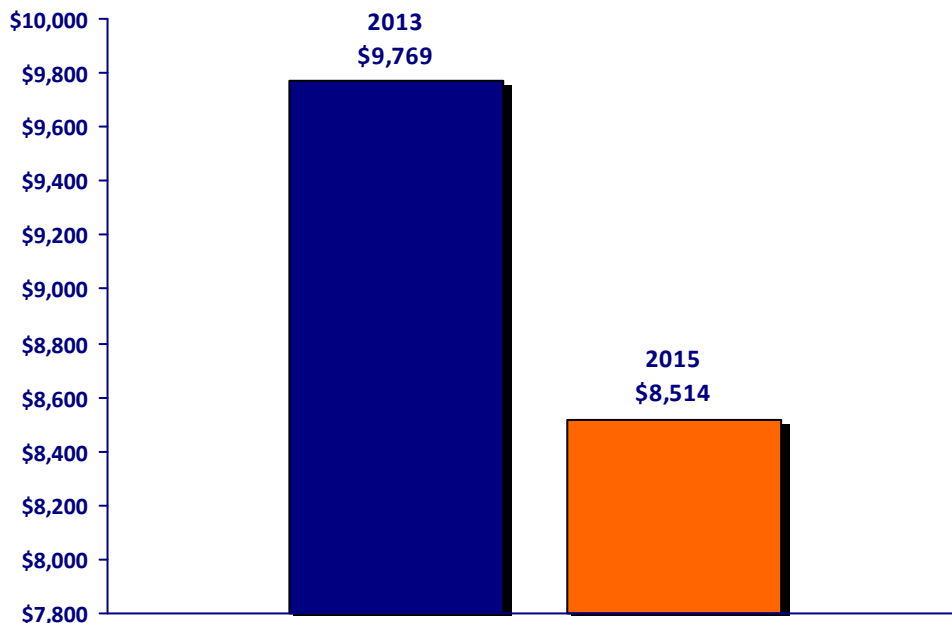
**2015 Student Numbers**

**480**

**2015 WA government funding**

**\$4,086,667**

Per student funding 2013 and 2015



## Middle Swan Primary School

Comparison per student funding in individual school,  
electorate schools average and WA schools average, 2013 and 2015

|                            | 2013     | 2015    | Difference* |
|----------------------------|----------|---------|-------------|
| Middle Swan Primary School | \$9,769  | \$8,514 | -\$1,255    |
| Electorate All Schools     | \$10,744 | \$9,759 | -\$985      |
| WA All Schools             | \$10,203 | \$9,684 | -\$520      |

**Take action if you're not happy with the level of funding for your children's school:**

**Contact the Minister for Education, Peter Collier**

[Minister.Collier@dpc.wa.gov.au](mailto:Minister.Collier@dpc.wa.gov.au)

**or contact your local member:**

Michelle Roberts MLA

[midland@mp.wa.gov.au](mailto:midland@mp.wa.gov.au)

\*Please refer to the notes regarding figures capped at +/- \$2000 in the research methodology.

# Midvale Primary School

Midvale Place MIDVALE WA 6056

<http://www.midvaleps.wa.edu.au>

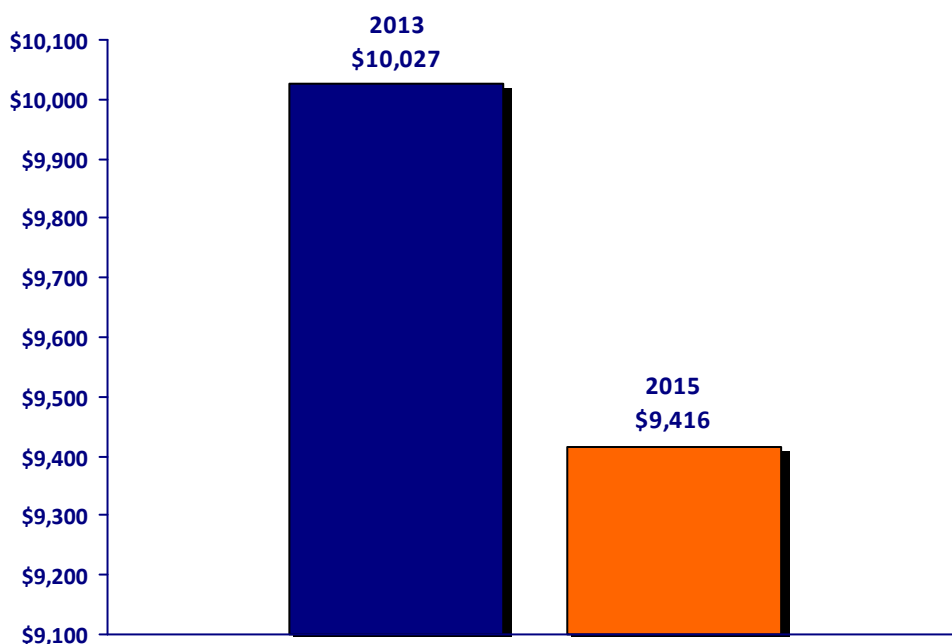
**2015 Student Numbers**

**377**

**2015 WA government funding**

**\$3,549,863**

Per student funding 2013 and 2015



## Midvale Primary School

Comparison per student funding in individual school,  
electorate schools average and WA schools average, 2013 and 2015

|                        | 2013     | 2015    | Difference* |
|------------------------|----------|---------|-------------|
| Midvale Primary School | \$10,027 | \$9,416 | -\$611      |
| Electorate All Schools | \$10,744 | \$9,759 | -\$985      |
| WA All Schools         | \$10,203 | \$9,684 | -\$520      |

**Take action if you're not happy with the level of funding for your children's school:**

**Contact the Minister for Education, Peter Collier**

[Minister.Collier@dpc.wa.gov.au](mailto:Minister.Collier@dpc.wa.gov.au)

**or contact your local member:**

Michelle Roberts MLA

[midland@mp.wa.gov.au](mailto:midland@mp.wa.gov.au)

\*Please refer to the notes regarding figures capped at +/- \$2000 in the research methodology.

# Moorditj Noongar Community College

PO Box 2115 MIDLAND WA 6056

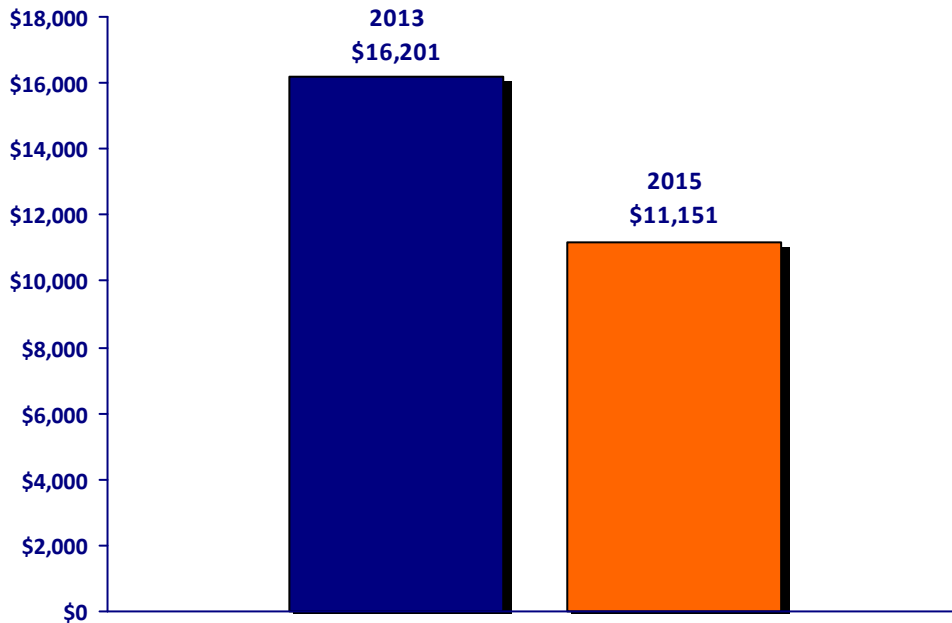
**2015 Student Numbers**

**101**

**2015 WA government funding**

**\$1,126,218**

Per student funding 2013 and 2015



## Moorditj Noongar Community College

Comparison per student funding in individual school,  
electorate schools average and WA schools average, 2013 and 2015

|                               | 2013     | 2015     | Difference* |
|-------------------------------|----------|----------|-------------|
| Moorditj Noongar Community Co | \$16,201 | \$11,151 | -\$5,050    |
| Electorate All Schools        | \$10,744 | \$9,759  | -\$985      |
| WA All Schools                | \$10,203 | \$9,684  | -\$520      |

**Take action if you're not happy with the level of funding for your children's school:**

**Contact the Minister for Education, Peter Collier**

Minister.Collier@dpc.wa.gov.au

**or contact your local member:**

Michelle Roberts MLA

midland@mp.wa.gov.au

\*Please refer to the notes regarding figures capped at +/- \$2000 in the research methodology.

# Swan View Primary School

380 Morrison Road SWAN VIEW WA 6056

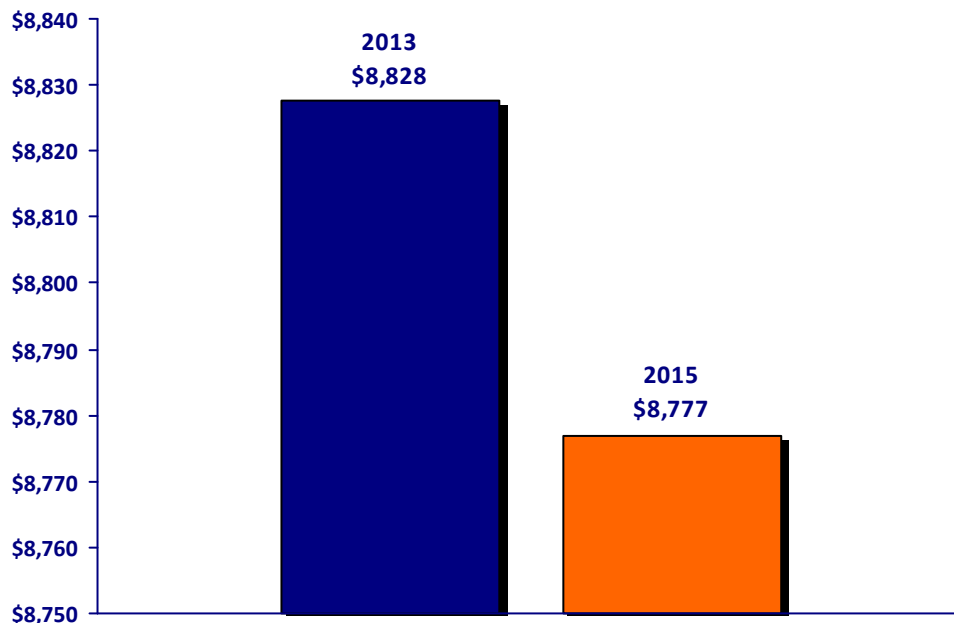
**2015 Student Numbers**

**353**

**2015 WA government funding**

**\$3,098,256**

Per student funding 2013 and 2015



## Swan View Primary School

Comparison per student funding in individual school,  
electorate schools average and WA schools average, 2013 and 2015

|                          | 2013     | 2015    | Difference* |
|--------------------------|----------|---------|-------------|
| Swan View Primary School | \$8,828  | \$8,777 | -\$51       |
| Electorate All Schools   | \$10,744 | \$9,759 | -\$985      |
| WA All Schools           | \$10,203 | \$9,684 | -\$520      |

**Take action if you're not happy with the level of funding for your children's school:**

**Contact the Minister for Education, Peter Collier**

Minister.Collier@dpc.wa.gov.au

**or contact your local member:**

Michelle Roberts MLA

midland@mp.wa.gov.au

\*Please refer to the notes regarding figures capped at +/- \$2000 in the research methodology.

# Swan View Senior High School

Gladstone Avenue SWAN VIEW WA 6056

<http://www.svshs.wa.edu.au>

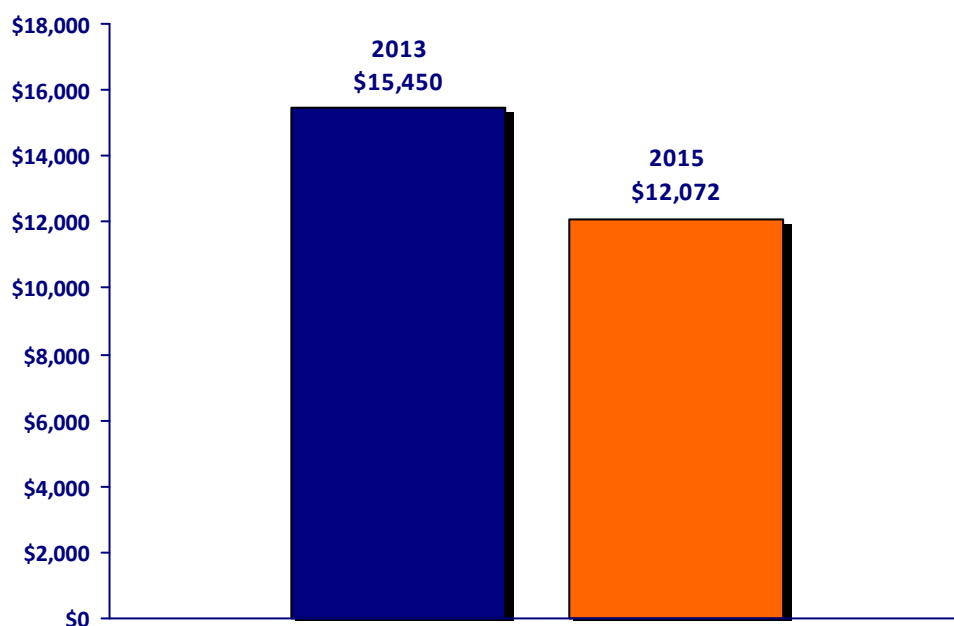
**2015 Student Numbers**

**601**

**2015 WA government funding**

**\$7,255,103**

Per student funding 2013 and 2015



## Swan View Senior High School

Comparison per student funding in individual school,  
electorate schools average and WA schools average, 2013 and 2015

|                              | 2013     | 2015     | Difference* |
|------------------------------|----------|----------|-------------|
| Swan View Senior High School | \$15,450 | \$12,072 | -\$3,378    |
| Electorate All Schools       | \$10,744 | \$9,759  | -\$985      |
| WA All Schools               | \$10,203 | \$9,684  | -\$520      |

**Take action if you're not happy with the level of funding for your children's school:**

**Contact the Minister for Education, Peter Collier**

[Minister.Collier@dpc.wa.gov.au](mailto:Minister.Collier@dpc.wa.gov.au)

**or contact your local member:**

Michelle Roberts MLA

[midland@mp.wa.gov.au](mailto:midland@mp.wa.gov.au)

\*Please refer to the notes regarding figures capped at +/- \$2000 in the research methodology.

# Woodbridge Primary School

10 Archer Street WOODBRIDGE WA 6056

<http://www.woodbridgeps.wa.edu.au>

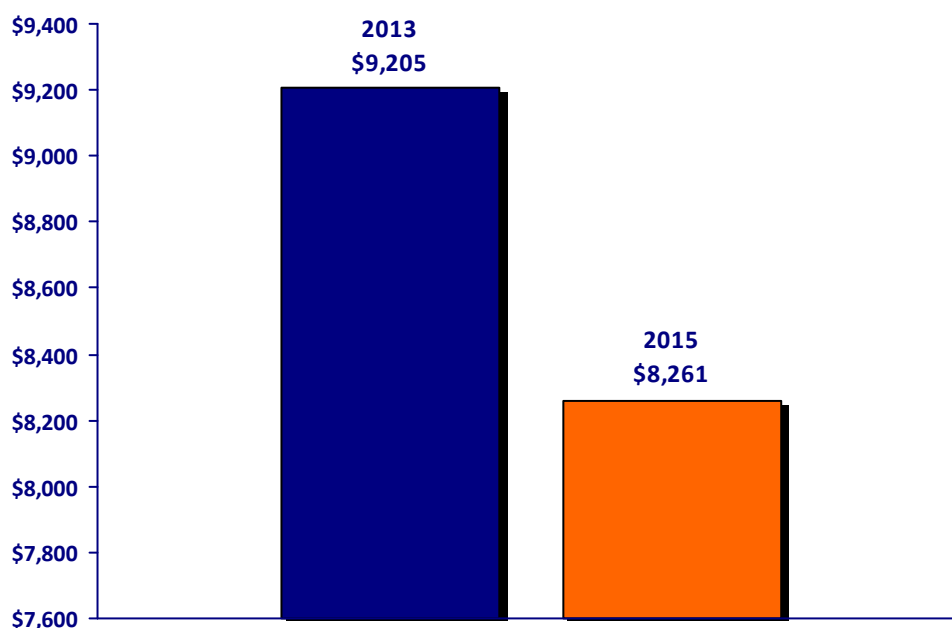
**2015 Student Numbers**

**347**

**2015 WA government funding**

**\$2,866,678**

Per student funding 2013 and 2015



## Woodbridge Primary School

Comparison per student funding in individual school,  
electorate schools average and WA schools average, 2013 and 2015

|                           | 2013     | 2015    | Difference* |
|---------------------------|----------|---------|-------------|
| Woodbridge Primary School | \$9,205  | \$8,261 | -\$943      |
| Electorate All Schools    | \$10,744 | \$9,759 | -\$985      |
| WA All Schools            | \$10,203 | \$9,684 | -\$520      |

**Take action if you're not happy with the level of funding for your children's school:**

**Contact the Minister for Education, Peter Collier**

[Minister.Collier@dpc.wa.gov.au](mailto:Minister.Collier@dpc.wa.gov.au)

**or contact your local member:**

Michelle Roberts MLA

[midland@mp.wa.gov.au](mailto:midland@mp.wa.gov.au)

\*Please refer to the notes regarding figures capped at +/- \$2000 in the research methodology.



Putting Our Kids First  
[www.puttingourkidsfirst.com.au](http://www.puttingourkidsfirst.com.au)

Save Our Services  
[www.saveourservices.com.au](http://www.saveourservices.com.au)