



# Your Moore Electorate Schools Report 2015

- Badgingarra Primary School
- Bindoon Primary School
- Binnu Primary School
- Bolgart Primary School
- Buntine Primary School
- Calingiri Primary School
- Carnamah District High School
- Central Midlands Senior High School
- Cervantes Primary School
- Chapman Valley Primary School
- Coorow Primary School
- Dalwallinu District High School
- Dandaragan Primary School
- Dongara District High School
- Eneabba Primary School
- Gingin District High School
- Jurien Bay District High School
- Kalannie Primary School
- Kalbarri District High School
- Lancelin Primary School
- Latham Primary School
- Leeman Primary School
- Mingenew Primary School
- Moora Primary School
- Morawa District High School
- Mullewa District High School
- Northampton District High School
- Perenjori Primary School
- Three Springs Primary School
- Toodyay District High School
- Watheroo Primary School
- Yerecoin Primary School
- Yuna Primary School





In 2010 the Barnett Liberal-National Party Government began a program of public sector staff and funding cuts, as well as the sale of public assets and privatisation of services.

At the same time the population of WA was growing rapidly, housing affordability getting worse, and costs of living rising.

UnionsWA, with the support of public sector unions, decided to create the **Save Our Services** campaign to raise awareness about and address these issues.

The **Save Our Services** campaign is about ensuring West Australians, particularly those most in need, can access decent schools, health care, public transport and other Government services.

The Barnett Government has been in office for more than six years and the measurable impacts for public services include:

- rising class sizes in our schools;
- longer waiting times in our hospitals;
- worse traffic congestion including associated costs to our economy with a lack of investment in our roads and public transport; and
- compromised services due to the privatisation of hospitals and prisons.

**Save Our Services** is committed to a clearer, stronger role for the public sector. The need for investment in our people, services and infrastructure is very great.

[www.saveourservices.com.au](http://www.saveourservices.com.au)



**Putting Our Kids First** is a community campaign established by peak education bodies representing parents, teachers, principals, education assistants and support staff in Western Australian public schools.

We believe that every child has the right to access a well-funded, high quality public education, regardless of their background or circumstances.

**Putting Our Kids First** advocates for the reversal of Liberal State Government's staffing and budget cuts to the WA public education sector.

Since 2013, Colin Barnett's cuts include:

- over \$200 million cut directly from public school budgets in 2014;
- a further \$45 million cut from secondary school budgets in 2015;
- over 800 teaching positions cut in 2014/15;
- over 1000 education assistants cut in 2014/15;
- 150 central and regional office positions;
- 200 redundancies across the sector in 2015;
- 110 Aboriginal and Islander Education Officers cut in 2014; and
- an average reduction in expenditure per student of \$714 per year.

Barnett's education cuts are making it increasingly difficult for public schools to deliver every child the high quality education they deserve. A strong, well-funded public education should be the first priority of the State Government. We call on the Premier to put our kids first, not last.

[www.puttingourkidsfirst.com.au](http://www.puttingourkidsfirst.com.au)



## Helping our schools to a better future.

Helping our schools to a better future.

My children mean everything to me. I want them to be happy and have meaningful opportunities throughout their life. I believe our public schools are vital for ensuring all children can have a better future.

Over the past few years, the Barnett Government has reduced funding to our public schools. The first and hardest hit were Education Assistants, who provide vital support for children with disability, as well as indigenous children. And with Western Australia now having the largest class sizes in Australia, our teachers must work harder to meet the needs of children, without the support they require. These cuts affect every child in our classrooms.

As parents, we have every right to know if our schools are being funded properly.

For the first time, this report attempts to set out the size of cuts to recurrent funding, school by school, comparing 2013 and 2015 numbers. It hasn't been easy putting these figures together, as the Government keeps changing their funding methods. However, care has been taken to ensure that parents and the community have accurate information; an important first step in deciding where to go or what to do from here.

We've found that a majority of schools are getting much less recurrent funding per student in 2015 compared with 2013. While some schools have experienced welcomed increases, the statewide average funding per student is a cut of \$520 compared with 2013. When you consider that impact on a classroom of 25 students, that's a fall in funding of over \$12,000.

Of course, as funding cuts impact our schools, more and more pressure is put on principals and staff - and parents - to fundraise to pay for the extras - like camps, sporting events and other costs. Some parents and school communities are less able to meet these costs than others. The result is a less fair system.

While money isn't everything when it comes to quality schooling, it does matter. As parents we do our best, together with schools, to create an environment where our kids can learn, make friends, be challenged, and develop and grow.

In the same way that we ask ourselves what we can do to support our children for the future, I ask you to consider how you might support our public schools into the future.

We've included information on who to contact about school funding cuts. If you have a view, please take the time to get in touch with your local Member of Parliament or the Minister for Education and ask why they're not putting your kids first.

**Meredith Hammat**  
**Spokesperson**  
Save Our Services  
Putting Our Kids First



***“Citizens have a right to know how public funds are spent on public services. Sadly, information like this is not easy to find, even in crucial areas like education. In this particular case neither the Minister nor the relevant Departments have been keen to make all the data readily available.***

***“To give Western Australians a sense of the resources flowing to individual local public schools this report provides plausible estimates from available sources. The data has been painstakingly put together and presents an alarming picture of the uneven and sometimes large funding per student declines at individual schools.***

***“The production of this report is commendable and I wholeheartedly support calls for improved transparency in the public sector.”***

**Professor David Hayward**

Dean, School of Global, Urban and Social Studies  
RMIT University

### **Research methodology**

The figures used in these reports are based on information sourced from questions in Parliament, **Schools Online**, the Department of Education and the Office of the Minister for Education. Comparable figures were available for 694 schools.

Due to the relocation in 2015 of Year 7 students from primary to secondary schools and the introduction of a new Student Centred Funding Model (SCFM) as well as announced cuts and some of those cuts then overturned, it is not valid to simply compare school budgets between 2013 and 2015. To ensure that the figures provided are rigorous, the reports compare adjusted 2013 expenditure per student between these two years. Using per student expenditure controls for the large influx into secondary school of Year 7 students in 2015, as well as the rapid overall student population growth in WA. The figures used are for recurrent expenditure. One-off funding for capital costs are not included in these figures.

In early 2015, the Minister for Education released revised school budget figures, incorporating lower cuts than had previously been announced.

For the reasons outlined above, to compare in real terms 2013 with 2015 it has been necessary to adjust 2013 funding in real, 2015 terms, i.e., to take into account that non-salary expenses incurred by schools have risen with inflation. For this purpose, the WA Treasury estimates for the WA Consumer Price Index of 3.0% and 2.25% with actual 2012/13 and projected 2015/16 apply respectively. For schools, non-salary expenses comprise 12% of total budgets. Further 88% of school budgets go towards staff. Reflecting rising costs of living and the need to retain experienced staff, these costs have risen over the two years compared, with adjustments of 4.25% and 2.75% applied.

Up until the start of 2015, leave costs for staff formed part of the funding to schools and were paid to staff by the school. The Education Department then changed policy to centralise the payment of leave for school staff. Taking this change into account, the cost of leave funded directly to schools has been removed from those budgets and these calculations, i.e., neither 2015 nor 2013 figures include leave cost or funding. This was for an amount of 9.2%.

For a small number of schools where the difference per student exceeds \$2000, the figure has been capped at \$2000. In most cases, this applies to schools with very low student populations or schools yet to finalise student numbers, which can influence the data. Small regional schools and Education Support Centres have been the hardest hit by funding reductions as these schools often rely on Education Assistants that suffered the main workforce cuts. There are also small variations of up to a single dollar on some totals due to rounding.

Source documents used for calculations have been drawn from Budget papers, answers to questions in the WA Parliament and other sources. These documents are available on the Save Our Services website under **Resources**.

We encourage you to consult with your school's principal for further information regarding your school's funding situation. Any supporters who have additional or different information are encouraged to provide these by completing the **Putting Our Kids First School Survey**.



# Badgingarra Primary School

C/- Post Office BADGINGARRA WA 6521

<http://www.badgingarraps.wa.edu.au>

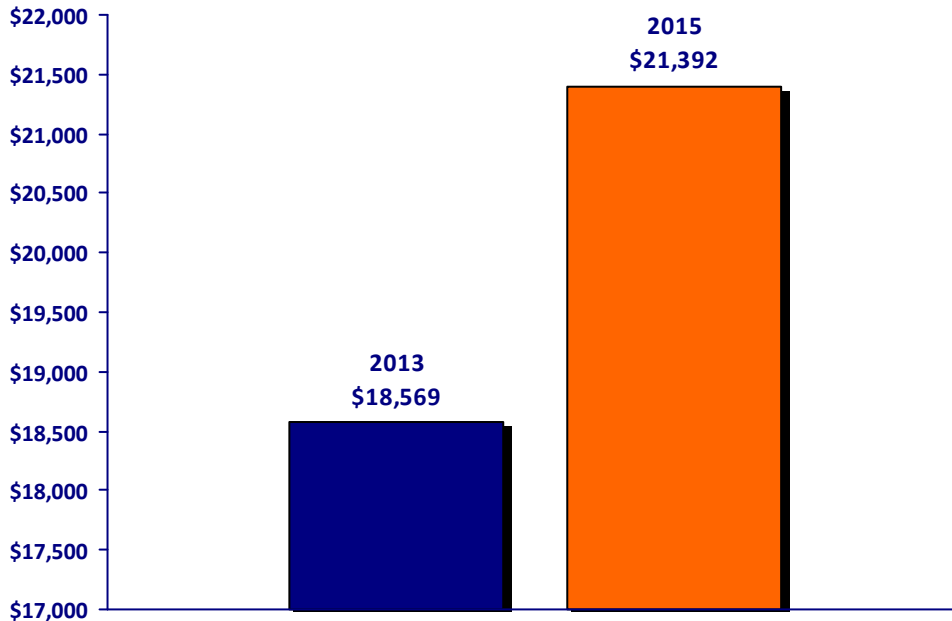
**2015 Student Numbers**

**25**

**2015 WA government funding**

**\$534,810**

Per student funding 2013 and 2015



## Badgingarra Primary School

Comparison per student funding in individual school,  
electorate schools average and WA schools average, 2013 and 2015

|                            | 2013     | 2015     | Difference*    |
|----------------------------|----------|----------|----------------|
| Badgingarra Primary School | \$18,569 | \$21,392 | <b>\$2,823</b> |
| Electorate All Schools     | \$13,914 | \$13,316 | <b>-\$599</b>  |
| WA All Schools             | \$10,203 | \$9,684  | <b>-\$520</b>  |

**Take action if you're not happy with the level of funding for your children's school:**

**Contact the Minister for Education, Peter Collier**

Minister.Collier@dpc.wa.gov.au

**or contact your local member:**

Shane Love MLA

Shane.Love@mp.wa.gov.au

\*Please refer to the notes regarding figures capped at +/- \$2000 in the research methodology.

# Bindoon Primary School

19 Learners Way BINDOON WA 6502

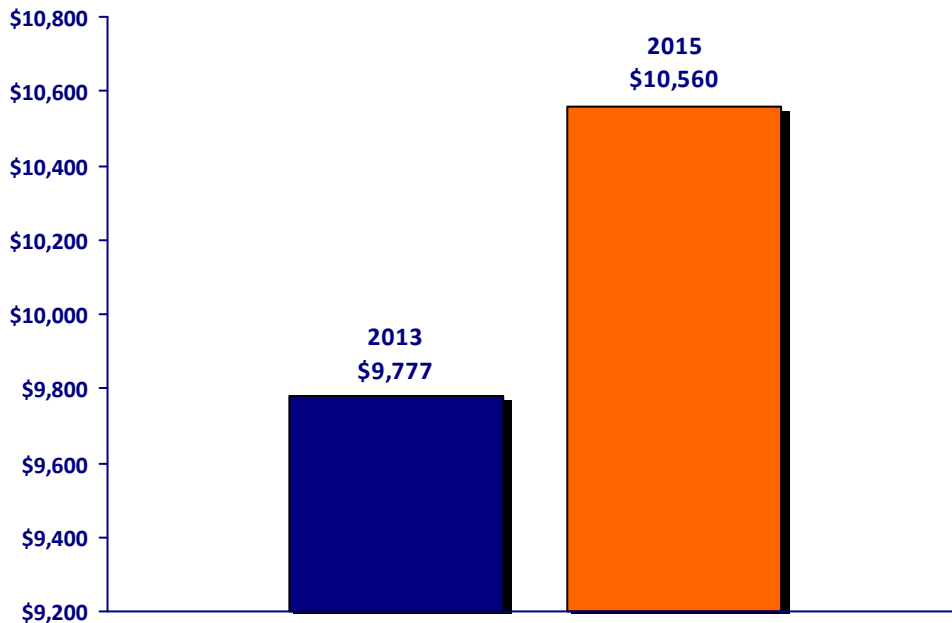
**2015 Student Numbers**

**165**

**2015 WA government funding**

**\$1,742,415**

Per student funding 2013 and 2015



## Bindoon Primary School

Comparison per student funding in individual school,  
electorate schools average and WA schools average, 2013 and 2015

|                        | 2013     | 2015     | Difference*   |
|------------------------|----------|----------|---------------|
| Bindoon Primary School | \$9,777  | \$10,560 | <b>\$783</b>  |
| Electorate All Schools | \$13,914 | \$13,316 | <b>-\$599</b> |
| WA All Schools         | \$10,203 | \$9,684  | <b>-\$520</b> |

**Take action if you're not happy with the level of funding for your children's school:**

**Contact the Minister for Education, Peter Collier**

Minister.Collier@dpc.wa.gov.au

**or contact your local member:**

Shane Love MLA

Shane.Love@mp.wa.gov.au

\*Please refer to the notes regarding figures capped at +/- \$2000 in the research methodology.

# Binnu Primary School

C/- Post Office BINNU WA 6532

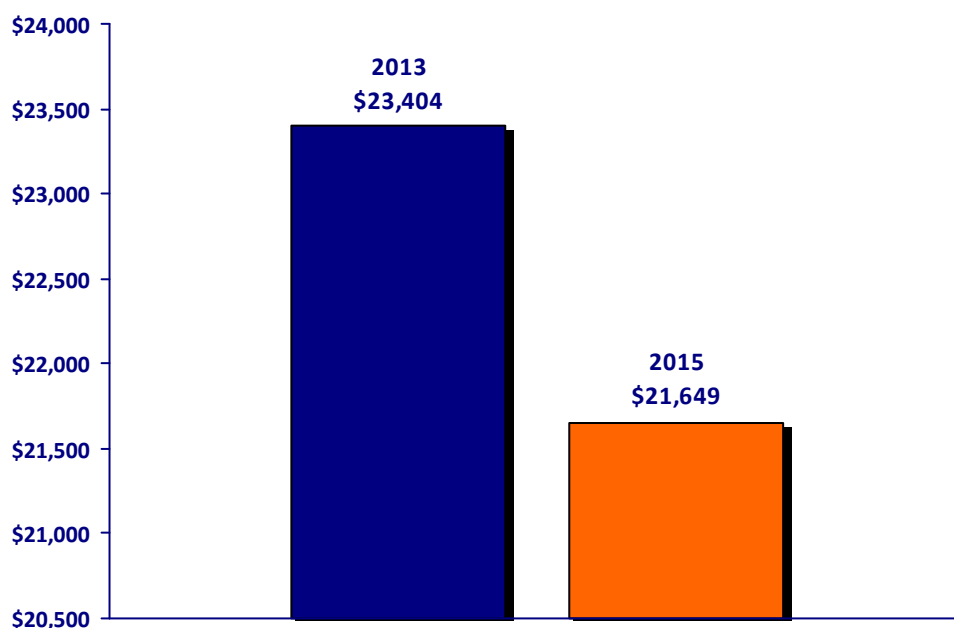
**2015 Student Numbers**

**26**

**2015 WA government funding**

**\$562,867**

Per student funding 2013 and 2015



## Binnu Primary School

Comparison per student funding in individual school,  
electorate schools average and WA schools average, 2013 and 2015

|                        | 2013     | 2015     | Difference*     |
|------------------------|----------|----------|-----------------|
| Binnu Primary School   | \$23,404 | \$21,649 | <b>-\$1,755</b> |
| Electorate All Schools | \$13,914 | \$13,316 | <b>-\$599</b>   |
| WA All Schools         | \$10,203 | \$9,684  | <b>-\$520</b>   |

**Take action if you're not happy with the level of funding for your children's school:**

**Contact the Minister for Education, Peter Collier**

Minister.Collier@dpc.wa.gov.au

**or contact your local member:**

Shane Love MLA

Shane.Love@mp.wa.gov.au

\*Please refer to the notes regarding figures capped at +/- \$2000 in the research methodology.

# Bolgart Primary School

28 Smith Street BOLGART WA 6568

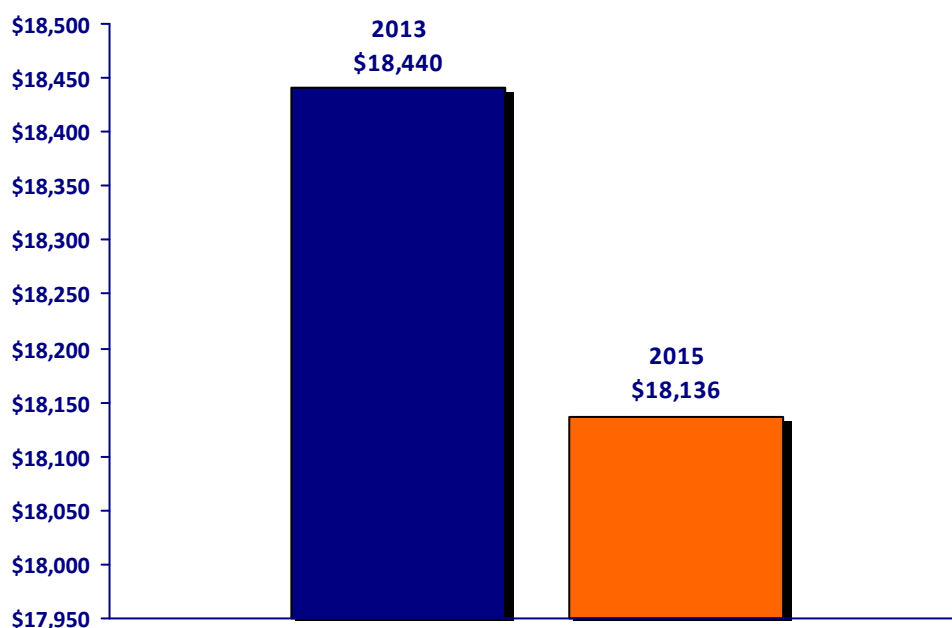
**2015 Student Numbers**

**32**

**2015 WA government funding**

**\$580,363**

Per student funding 2013 and 2015



## Bolgart Primary School

Comparison per student funding in individual school,  
electorate schools average and WA schools average, 2013 and 2015

|                        | 2013     | 2015     | Difference* |
|------------------------|----------|----------|-------------|
| Bolgart Primary School | \$18,440 | \$18,136 | -\$304      |
| Electorate All Schools | \$13,914 | \$13,316 | -\$599      |
| WA All Schools         | \$10,203 | \$9,684  | -\$520      |

**Take action if you're not happy with the level of funding for your children's school:**

**Contact the Minister for Education, Peter Collier**

Minister.Collier@dpc.wa.gov.au

**or contact your local member:**

Shane Love MLA

Shane.Love@mp.wa.gov.au

\*Please refer to the notes regarding figures capped at +/- \$2000 in the research methodology.



# Buntine Primary School

PO Box 81 WUBIN WA 6612

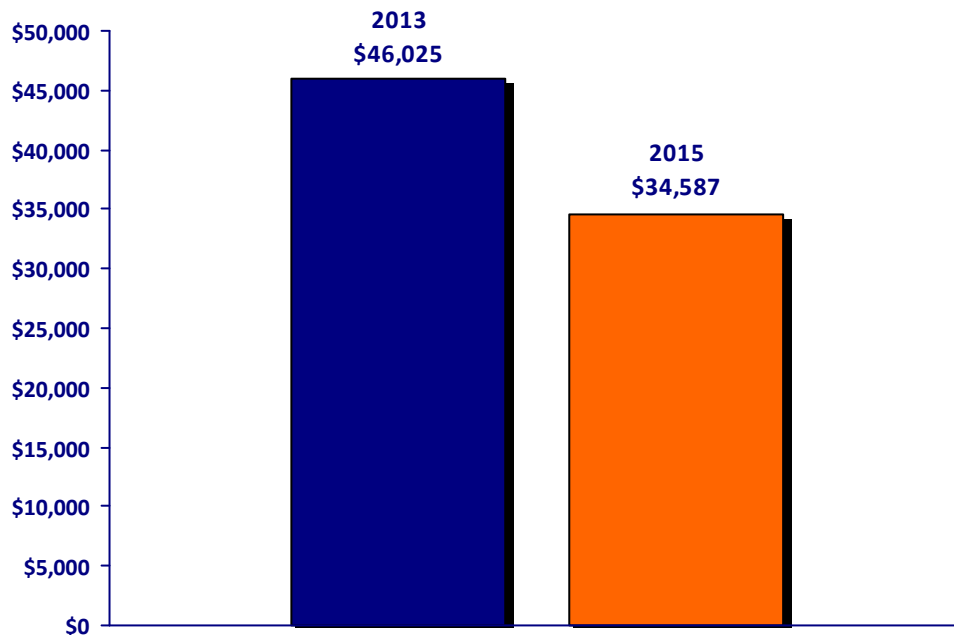
**2015 Student Numbers**

**14**

**2015 WA government funding**

**\$484,212**

Per student funding 2013 and 2015



## Buntine Primary School

Comparison per student funding in individual school,  
electorate schools average and WA schools average, 2013 and 2015

|                        | 2013     | 2015     | Difference* |
|------------------------|----------|----------|-------------|
| Buntine Primary School | \$46,025 | \$34,587 | -\$11,438   |
| Electorate All Schools | \$13,914 | \$13,316 | -\$599      |
| WA All Schools         | \$10,203 | \$9,684  | -\$520      |

**Take action if you're not happy with the level of funding for your children's school:**

**Contact the Minister for Education, Peter Collier**

Minister.Collier@dpc.wa.gov.au

**or contact your local member:**

Shane Love MLA

Shane.Love@mp.wa.gov.au

\*Please refer to the notes regarding figures capped at +/- \$2000 in the research methodology.

# Calingiri Primary School

18 Cavell Street CALINGIRI WA 6569

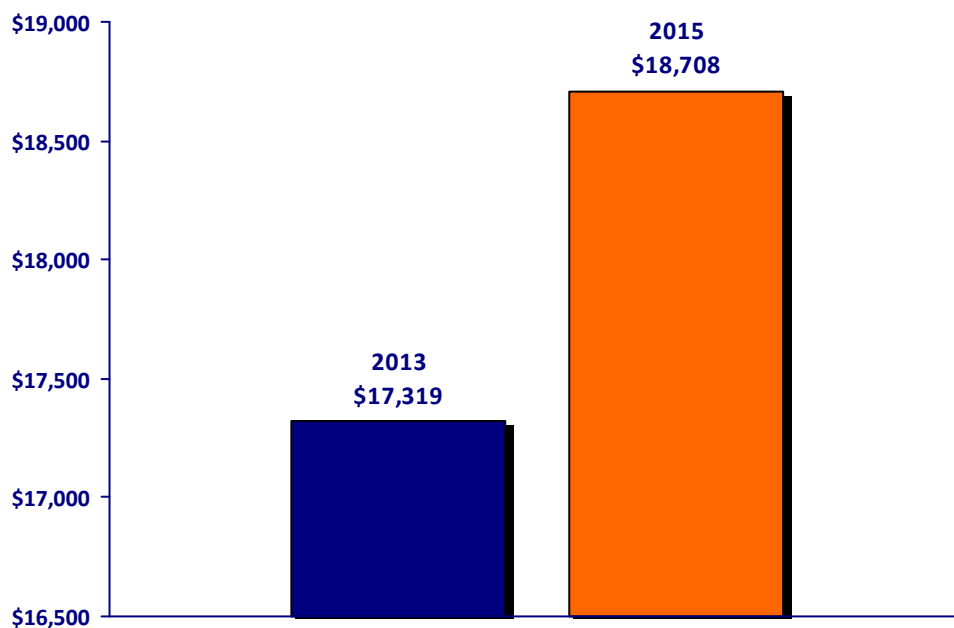
**2015 Student Numbers**

**37**

**2015 WA government funding**

**\$692,195**

Per student funding 2013 and 2015



## Calingiri Primary School

Comparison per student funding in individual school,  
electorate schools average and WA schools average, 2013 and 2015

|                          | 2013     | 2015     | Difference*    |
|--------------------------|----------|----------|----------------|
| Calingiri Primary School | \$17,319 | \$18,708 | <b>\$1,388</b> |
| Electorate All Schools   | \$13,914 | \$13,316 | <b>-\$599</b>  |
| WA All Schools           | \$10,203 | \$9,684  | <b>-\$520</b>  |

**Take action if you're not happy with the level of funding for your children's school:**

**Contact the Minister for Education, Peter Collier**

Minister.Collier@dpc.wa.gov.au

**or contact your local member:**

Shane Love MLA

Shane.Love@mp.wa.gov.au

\*Please refer to the notes regarding figures capped at +/- \$2000 in the research methodology.

# Carnamah District High School

48 McPherson Street CARNAMAH WA 6517

<http://www.carnamahdhs.wa.edu.au>

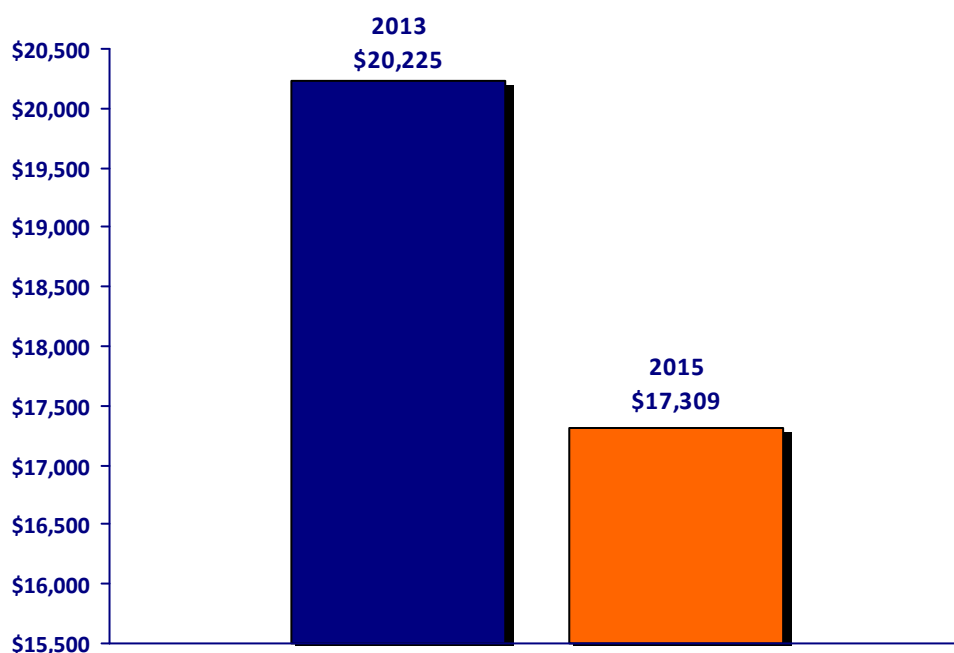
**2015 Student Numbers**

**96**

**2015 WA government funding**

**\$1,661,710**

Per student funding 2013 and 2015



## Carnamah District High School

Comparison per student funding in individual school,  
electorate schools average and WA schools average, 2013 and 2015

|                               | 2013     | 2015     | Difference* |
|-------------------------------|----------|----------|-------------|
| Carnamah District High School | \$20,225 | \$17,309 | -\$2,915    |
| Electorate All Schools        | \$13,914 | \$13,316 | -\$599      |
| WA All Schools                | \$10,203 | \$9,684  | -\$520      |

**Take action if you're not happy with the level of funding for your children's school:**

**Contact the Minister for Education, Peter Collier**

[Minister.Collier@dpc.wa.gov.au](mailto:Minister.Collier@dpc.wa.gov.au)

**or contact your local member:**

Shane Love MLA

[Shane.Love@mp.wa.gov.au](mailto:Shane.Love@mp.wa.gov.au)

\*Please refer to the notes regarding figures capped at +/- \$2000 in the research methodology.

# Central Midlands Senior High School

Ranfurlly Street MOORA WA 6510

<http://www.centralmidlandsshs.det.wa.edu.au/>

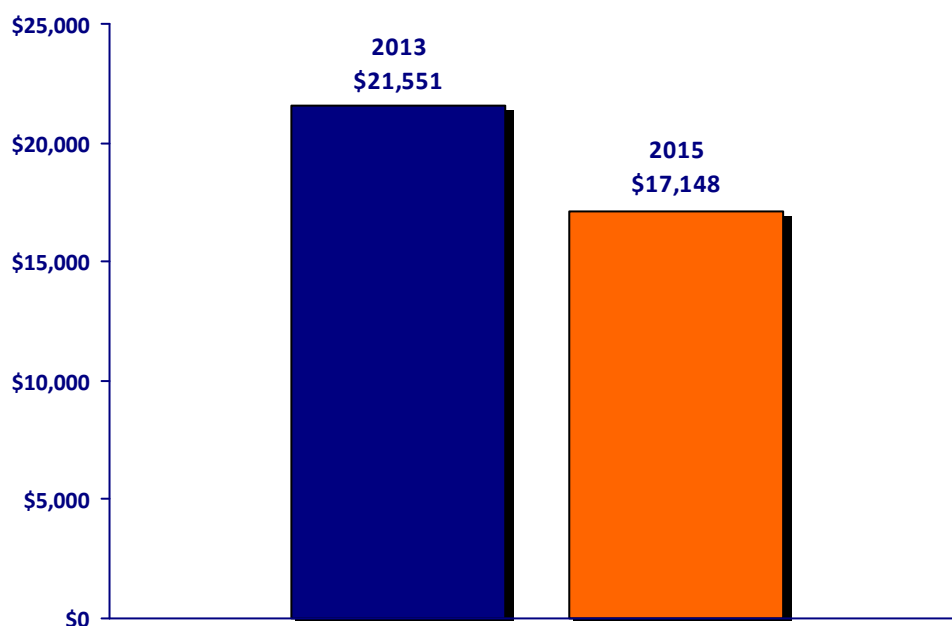
**2015 Student Numbers**

**199**

**2015 WA government funding**

**\$3,412,536**

Per student funding 2013 and 2015



## Central Midlands Senior High School

Comparison per student funding in individual school,  
electorate schools average and WA schools average, 2013 and 2015

|                                  | 2013     | 2015     | Difference* |
|----------------------------------|----------|----------|-------------|
| Central Midlands Senior High Sch | \$21,551 | \$17,148 | -\$4,402    |
| Electorate All Schools           | \$13,914 | \$13,316 | -\$599      |
| WA All Schools                   | \$10,203 | \$9,684  | -\$520      |

**Take action if you're not happy with the level of funding for your children's school:**

**Contact the Minister for Education, Peter Collier**

[Minister.Collier@dpc.wa.gov.au](mailto:Minister.Collier@dpc.wa.gov.au)

**or contact your local member:**

Shane Love MLA

[Shane.Love@mp.wa.gov.au](mailto:Shane.Love@mp.wa.gov.au)

\*Please refer to the notes regarding figures capped at +/- \$2000 in the research methodology.

# Cervantes Primary School

PO Box 42 CERVANTES WA 6511

<http://cervantesps.com>

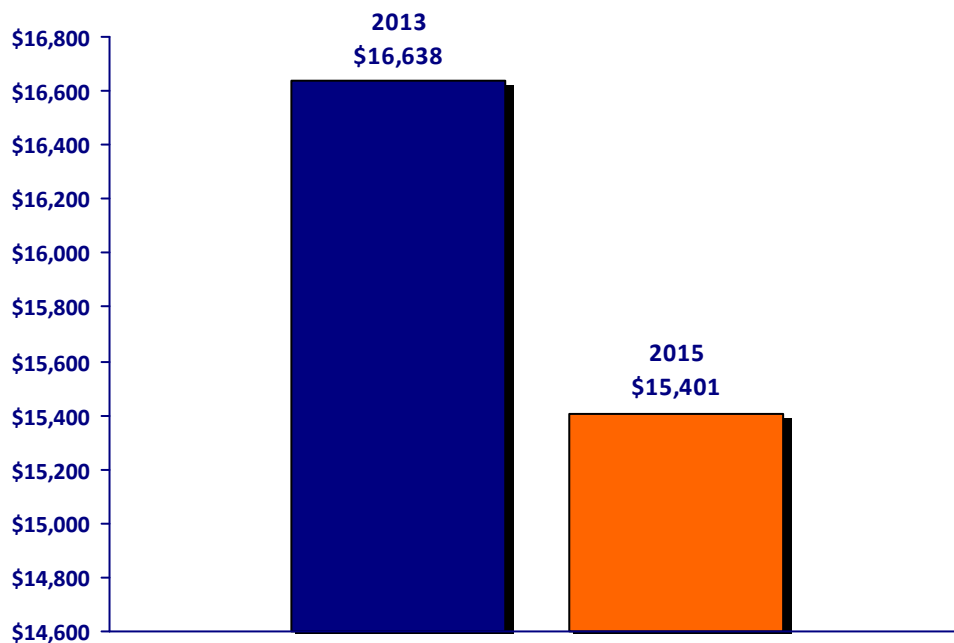
**2015 Student Numbers**

**55**

**2015 WA government funding**

**\$847,066**

Per student funding 2013 and 2015



## Cervantes Primary School

Comparison per student funding in individual school,  
electorate schools average and WA schools average, 2013 and 2015

|                          | 2013     | 2015     | Difference* |
|--------------------------|----------|----------|-------------|
| Cervantes Primary School | \$16,638 | \$15,401 | -\$1,237    |
| Electorate All Schools   | \$13,914 | \$13,316 | -\$599      |
| WA All Schools           | \$10,203 | \$9,684  | -\$520      |

**Take action if you're not happy with the level of funding for your children's school:**

**Contact the Minister for Education, Peter Collier**

[Minister.Collier@dpc.wa.gov.au](mailto:Minister.Collier@dpc.wa.gov.au)

**or contact your local member:**

Shane Love MLA

[Shane.Love@mp.wa.gov.au](mailto:Shane.Love@mp.wa.gov.au)

\*Please refer to the notes regarding figures capped at +/- \$2000 in the research methodology.

# Chapman Valley Primary School

PO Box 28 NABAWA WA 6532

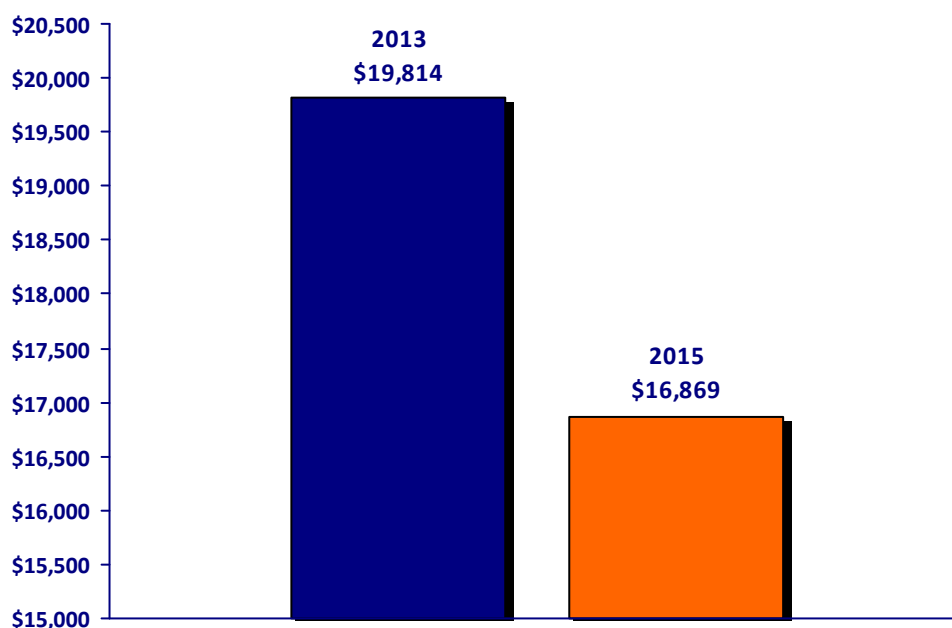
**2015 Student Numbers**

**38**

**2015 WA government funding**

**\$641,008**

Per student funding 2013 and 2015



## Chapman Valley Primary School

Comparison per student funding in individual school,  
electorate schools average and WA schools average, 2013 and 2015

|                               | 2013     | 2015     | Difference* |
|-------------------------------|----------|----------|-------------|
| Chapman Valley Primary School | \$19,814 | \$16,869 | -\$2,946    |
| Electorate All Schools        | \$13,914 | \$13,316 | -\$599      |
| WA All Schools                | \$10,203 | \$9,684  | -\$520      |

**Take action if you're not happy with the level of funding for your children's school:**

**Contact the Minister for Education, Peter Collier**

Minister.Collier@dpc.wa.gov.au

**or contact your local member:**

Shane Love MLA

Shane.Love@mp.wa.gov.au

\*Please refer to the notes regarding figures capped at +/- \$2000 in the research methodology.



# Coorow Primary School

Lot 2 Bristol Street COOROW WA 6515

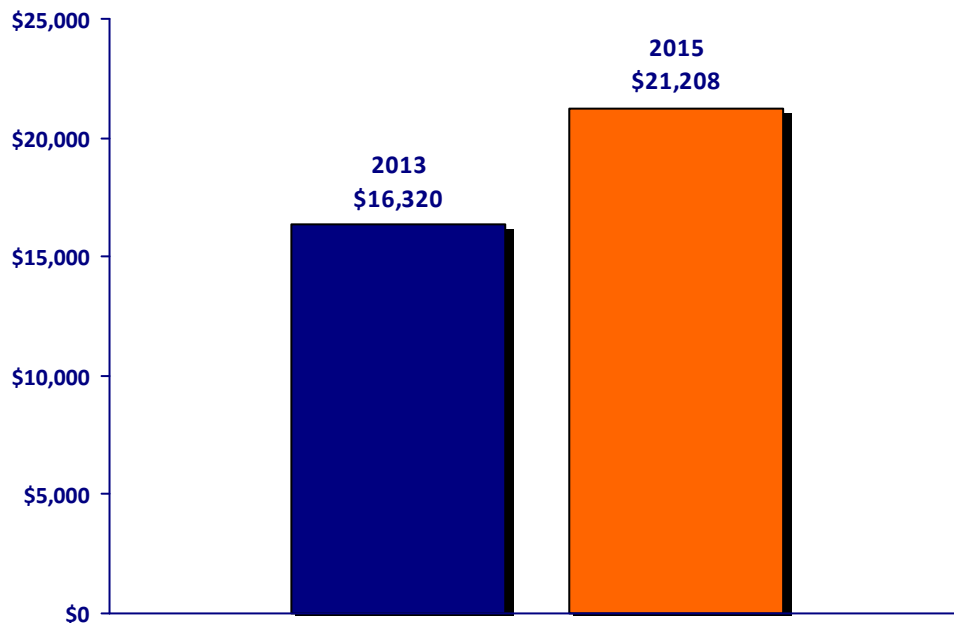
**2015 Student Numbers**

**27**

**2015 WA government funding**

**\$572,617**

Per student funding 2013 and 2015



## Coorow Primary School

Comparison per student funding in individual school,  
electorate schools average and WA schools average, 2013 and 2015

|                        | 2013     | 2015     | Difference*    |
|------------------------|----------|----------|----------------|
| Coorow Primary School  | \$16,320 | \$21,208 | <b>\$4,888</b> |
| Electorate All Schools | \$13,914 | \$13,316 | <b>-\$599</b>  |
| WA All Schools         | \$10,203 | \$9,684  | <b>-\$520</b>  |

**Take action if you're not happy with the level of funding for your children's school:**

**Contact the Minister for Education, Peter Collier**

Minister.Collier@dpc.wa.gov.au

**or contact your local member:**

Shane Love MLA

Shane.Love@mp.wa.gov.au

\*Please refer to the notes regarding figures capped at +/- \$2000 in the research methodology.

# Dalwallinu District High School

97 Johnson Street DALWALLINU WA 6609

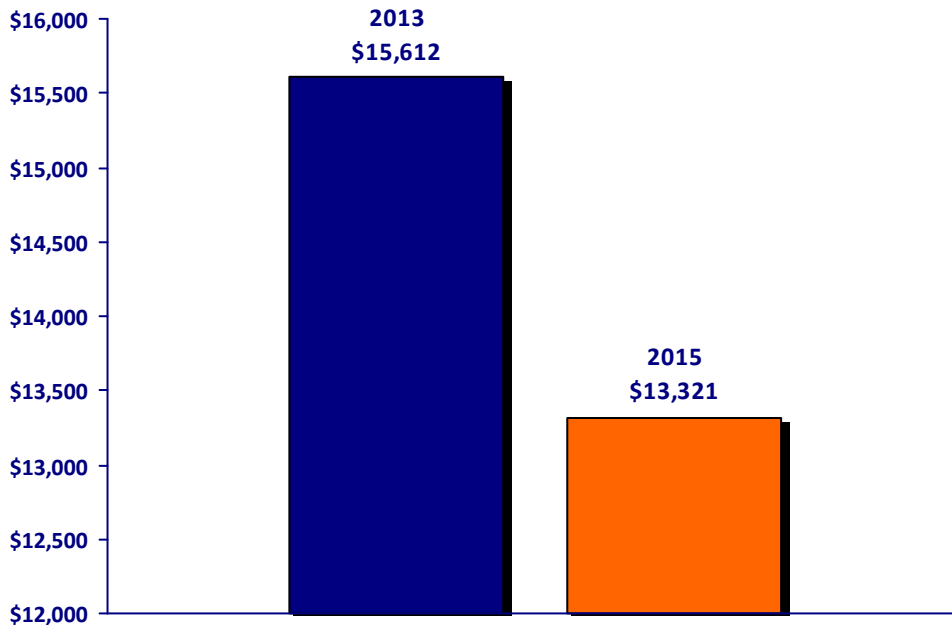
**2015 Student Numbers**

**166**

**2015 WA government funding**

**\$2,211,367**

Per student funding 2013 and 2015



## Dalwallinu District High School

Comparison per student funding in individual school,  
electorate schools average and WA schools average, 2013 and 2015

|                                 | 2013     | 2015     | Difference*     |
|---------------------------------|----------|----------|-----------------|
| Dalwallinu District High School | \$15,612 | \$13,321 | <b>-\$2,290</b> |
| Electorate All Schools          | \$13,914 | \$13,316 | <b>-\$599</b>   |
| WA All Schools                  | \$10,203 | \$9,684  | <b>-\$520</b>   |

**Take action if you're not happy with the level of funding for your children's school:**

**Contact the Minister for Education, Peter Collier**

Minister.Collier@dpc.wa.gov.au

**or contact your local member:**

Shane Love MLA

Shane.Love@mp.wa.gov.au

\*Please refer to the notes regarding figures capped at +/- \$2000 in the research methodology.

# Dandaragan Primary School

PO Box 91 DANDARAGAN WA 6507

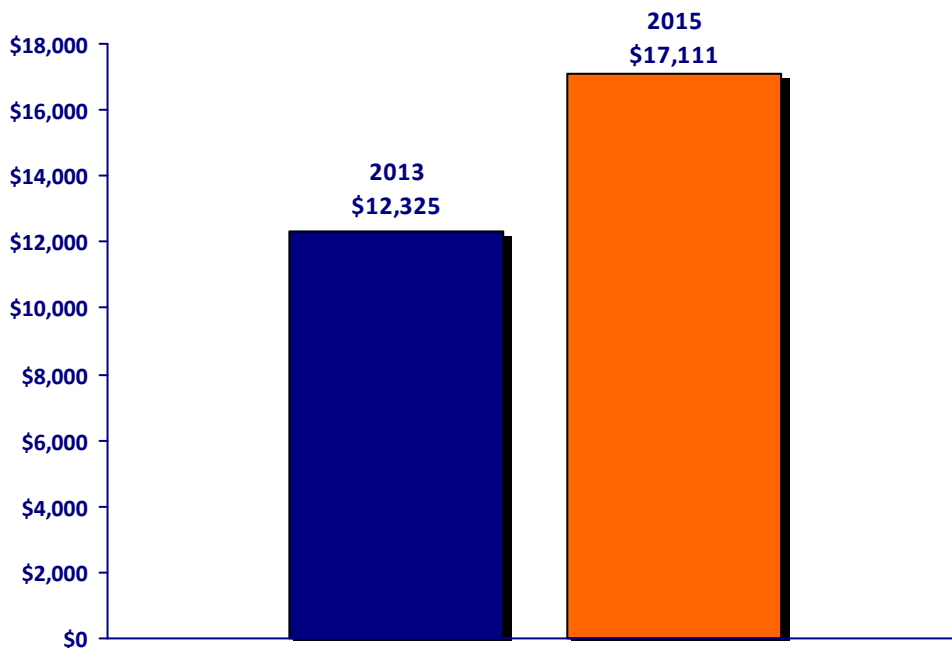
**2015 Student Numbers**

**36**

**2015 WA government funding**

**\$615,985**

Per student funding 2013 and 2015



## Dandaragan Primary School

Comparison per student funding in individual school,  
electorate schools average and WA schools average, 2013 and 2015

|                           | 2013     | 2015     | Difference*    |
|---------------------------|----------|----------|----------------|
| Dandaragan Primary School | \$12,325 | \$17,111 | <b>\$4,786</b> |
| Electorate All Schools    | \$13,914 | \$13,316 | <b>-\$599</b>  |
| WA All Schools            | \$10,203 | \$9,684  | <b>-\$520</b>  |

**Take action if you're not happy with the level of funding for your children's school:**

**Contact the Minister for Education, Peter Collier**

Minister.Collier@dpc.wa.gov.au

**or contact your local member:**

Shane Love MLA

Shane.Love@mp.wa.gov.au

\*Please refer to the notes regarding figures capped at +/- \$2000 in the research methodology.

# Dongara District High School

13 Cave Way DONGARA WA 6525

<http://www.dongaradhs.wa.edu.au>

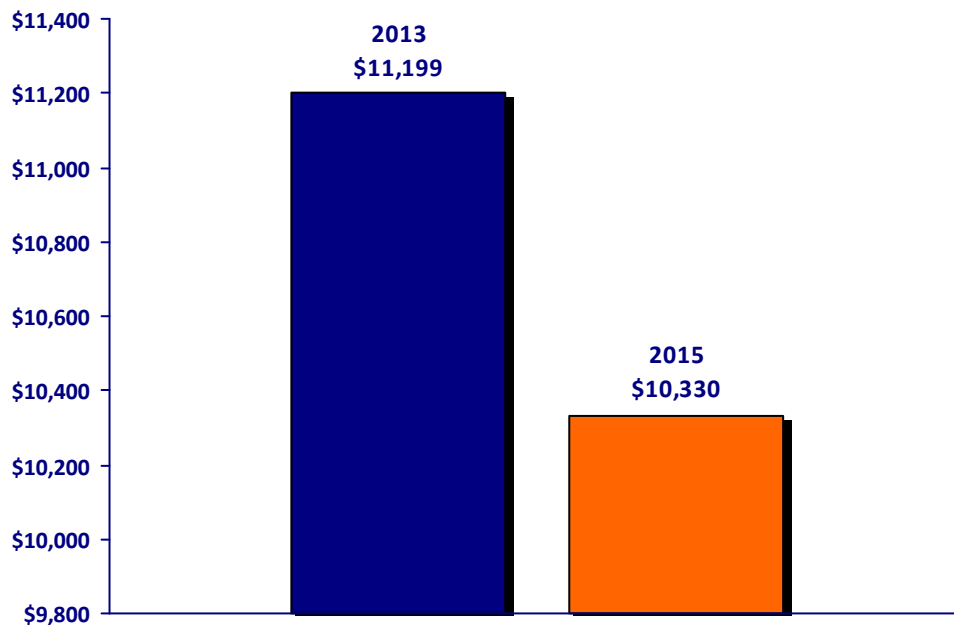
**2015 Student Numbers**

**411**

**2015 WA government funding**

**\$4,245,764**

Per student funding 2013 and 2015



## Dongara District High School

Comparison per student funding in individual school,  
electorate schools average and WA schools average, 2013 and 2015

|                              | 2013     | 2015     | Difference* |
|------------------------------|----------|----------|-------------|
| Dongara District High School | \$11,199 | \$10,330 | -\$869      |
| Electorate All Schools       | \$13,914 | \$13,316 | -\$599      |
| WA All Schools               | \$10,203 | \$9,684  | -\$520      |

**Take action if you're not happy with the level of funding for your children's school:**

**Contact the Minister for Education, Peter Collier**

[Minister.Collier@dpc.wa.gov.au](mailto:Minister.Collier@dpc.wa.gov.au)

**or contact your local member:**

Shane Love MLA

[Shane.Love@mp.wa.gov.au](mailto:Shane.Love@mp.wa.gov.au)

\*Please refer to the notes regarding figures capped at +/- \$2000 in the research methodology.

# Eneabba Primary School

PO Box 107 Dewar Street ENEABBA WA 6518

<http://www.eneabbaps.com.au>

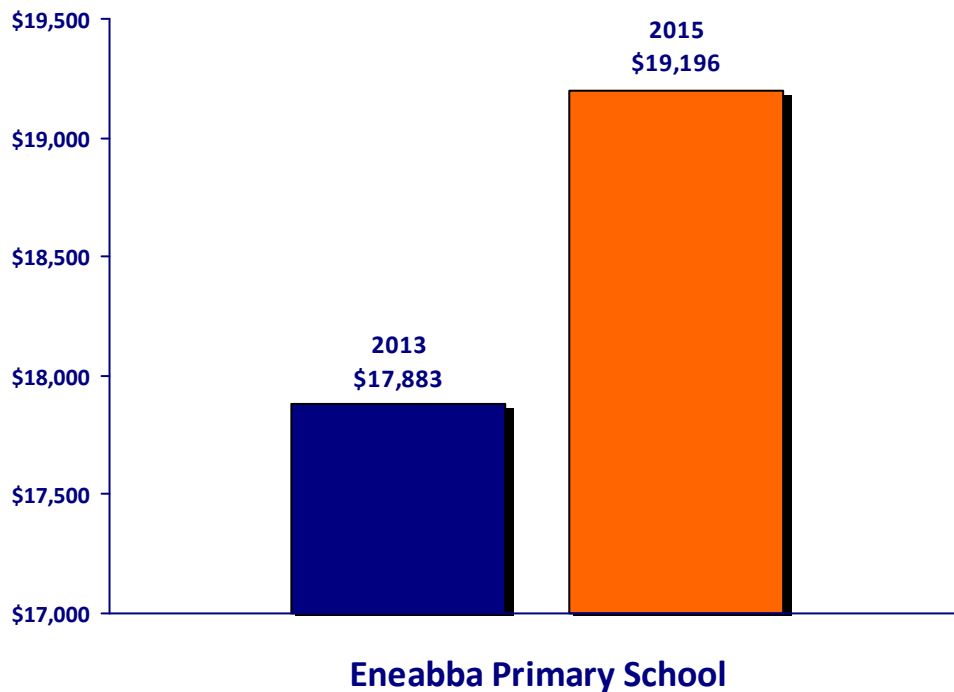
**2015 Student Numbers**

**30**

**2015 WA government funding**

**\$575,869**

Per student funding 2013 and 2015



Comparison per student funding in individual school, electorate schools average and WA schools average, 2013 and 2015

|                        | 2013     | 2015     | Difference*    |
|------------------------|----------|----------|----------------|
| Eneabba Primary School | \$17,883 | \$19,196 | <b>\$1,312</b> |
| Electorate All Schools | \$13,914 | \$13,316 | <b>-\$599</b>  |
| WA All Schools         | \$10,203 | \$9,684  | <b>-\$520</b>  |

**Take action if you're not happy with the level of funding for your children's school:**

**Contact the Minister for Education, Peter Collier**

[Minister.Collier@dpc.wa.gov.au](mailto:Minister.Collier@dpc.wa.gov.au)

**or contact your local member:**

Shane Love MLA

[Shane.Love@mp.wa.gov.au](mailto:Shane.Love@mp.wa.gov.au)

\*Please refer to the notes regarding figures capped at +/- \$2000 in the research methodology.

# Gingin District High School

1 Daw Street GINGIN WA 6503

<http://www.gingin.wa.edu.au>

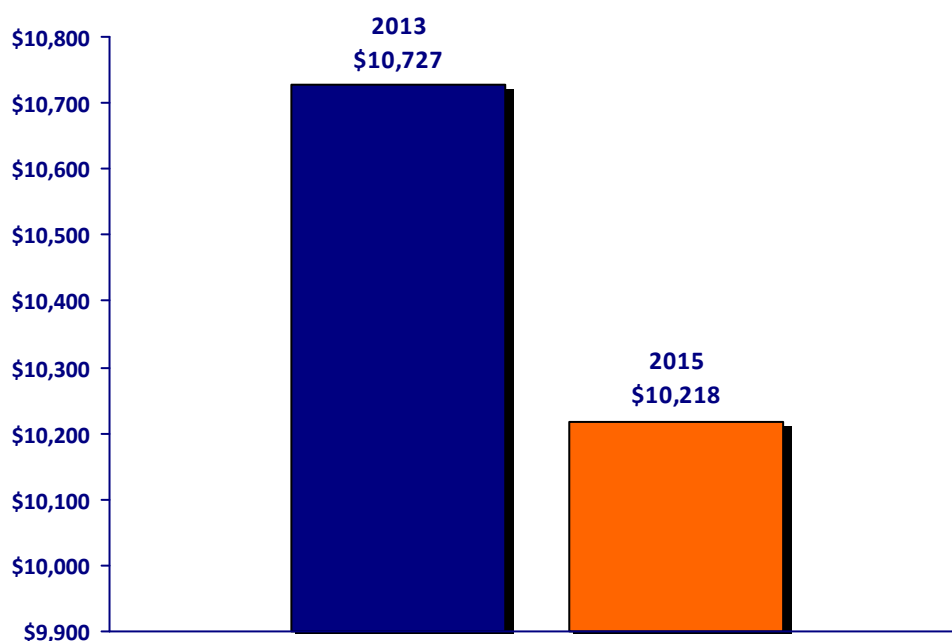
**2015 Student Numbers**

**386**

**2015 WA government funding**

**\$3,944,038**

Per student funding 2013 and 2015



## Gingin District High School

Comparison per student funding in individual school,  
electorate schools average and WA schools average, 2013 and 2015

|                             | 2013     | 2015     | Difference* |
|-----------------------------|----------|----------|-------------|
| Gingin District High School | \$10,727 | \$10,218 | -\$510      |
| Electorate All Schools      | \$13,914 | \$13,316 | -\$599      |
| WA All Schools              | \$10,203 | \$9,684  | -\$520      |

**Take action if you're not happy with the level of funding for your children's school:**

**Contact the Minister for Education, Peter Collier**

[Minister.Collier@dpc.wa.gov.au](mailto:Minister.Collier@dpc.wa.gov.au)

**or contact your local member:**

Shane Love MLA

[Shane.Love@mp.wa.gov.au](mailto:Shane.Love@mp.wa.gov.au)

\*Please refer to the notes regarding figures capped at +/- \$2000 in the research methodology.



# Jurien Bay District High School

PO Box 648 JURIEN BAY WA 6516

<http://www.jdhs.wa.edu.au/>

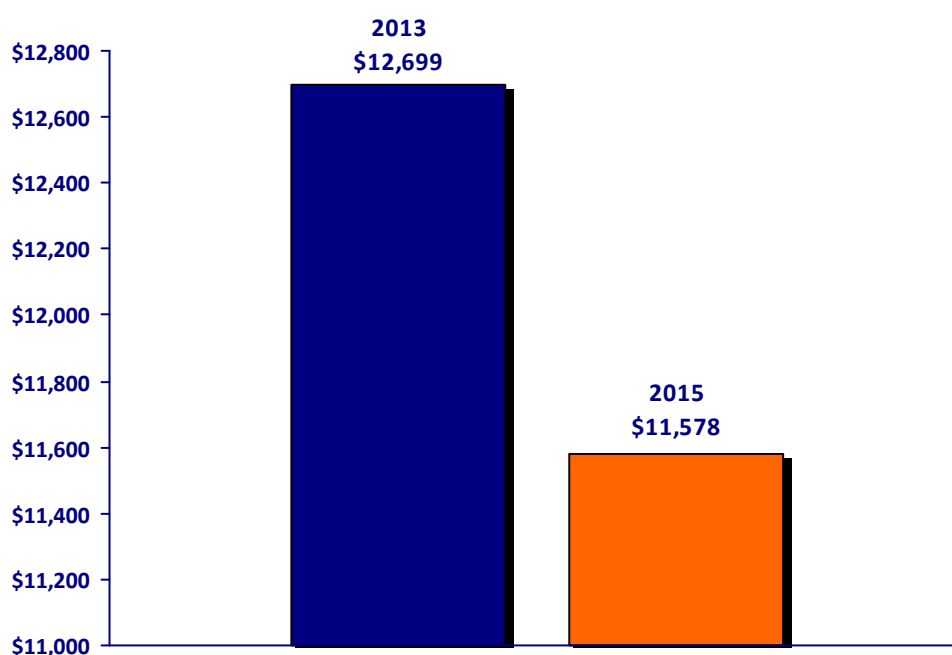
**2015 Student Numbers**

**314**

**2015 WA government funding**

**\$3,635,622**

Per student funding 2013 and 2015



## Jurien Bay District High School

Comparison per student funding in individual school,  
electorate schools average and WA schools average, 2013 and 2015

|                                 | 2013     | 2015     | Difference*     |
|---------------------------------|----------|----------|-----------------|
| Jurien Bay District High School | \$12,699 | \$11,578 | <b>-\$1,121</b> |
| Electorate All Schools          | \$13,914 | \$13,316 | <b>-\$599</b>   |
| WA All Schools                  | \$10,203 | \$9,684  | <b>-\$520</b>   |

**Take action if you're not happy with the level of funding for your children's school:**

**Contact the Minister for Education, Peter Collier**

Minister.Collier@dpc.wa.gov.au

**or contact your local member:**

Shane Love MLA

Shane.Love@mp.wa.gov.au

\*Please refer to the notes regarding figures capped at +/- \$2000 in the research methodology.

# Kalannie Primary School

C/- Post Office KALANNIE WA 6468

<http://www.kalannieps.wa.edu.au>

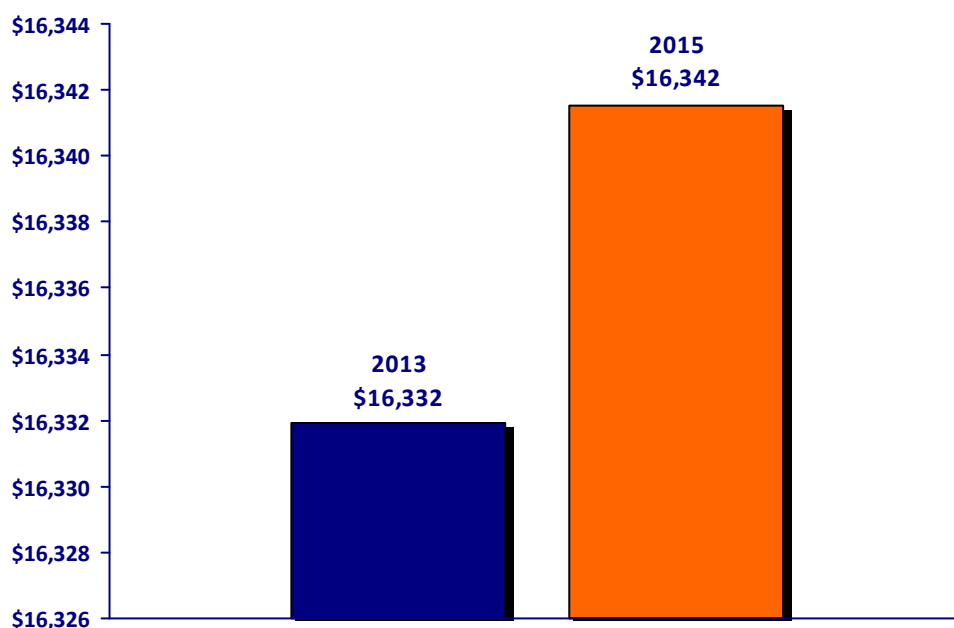
**2015 Student Numbers**

**46**

**2015 WA government funding**

**\$751,709**

Per student funding 2013 and 2015



## Kalannie Primary School

Comparison per student funding in individual school,  
electorate schools average and WA schools average, 2013 and 2015

|                         | 2013     | 2015     | Difference*   |
|-------------------------|----------|----------|---------------|
| Kalannie Primary School | \$16,332 | \$16,342 | <b>\$10</b>   |
| Electorate All Schools  | \$13,914 | \$13,316 | <b>-\$599</b> |
| WA All Schools          | \$10,203 | \$9,684  | <b>-\$520</b> |

**Take action if you're not happy with the level of funding for your children's school:**

**Contact the Minister for Education, Peter Collier**

[Minister.Collier@dpc.wa.gov.au](mailto:Minister.Collier@dpc.wa.gov.au)

**or contact your local member:**

Shane Love MLA

[Shane.Love@mp.wa.gov.au](mailto:Shane.Love@mp.wa.gov.au)

\*Please refer to the notes regarding figures capped at +/- \$2000 in the research methodology.

# Kalbarri District High School

PO Box 584 KALBARRI WA 6536

<http://www.kalbarridhs.wa.edu.au>

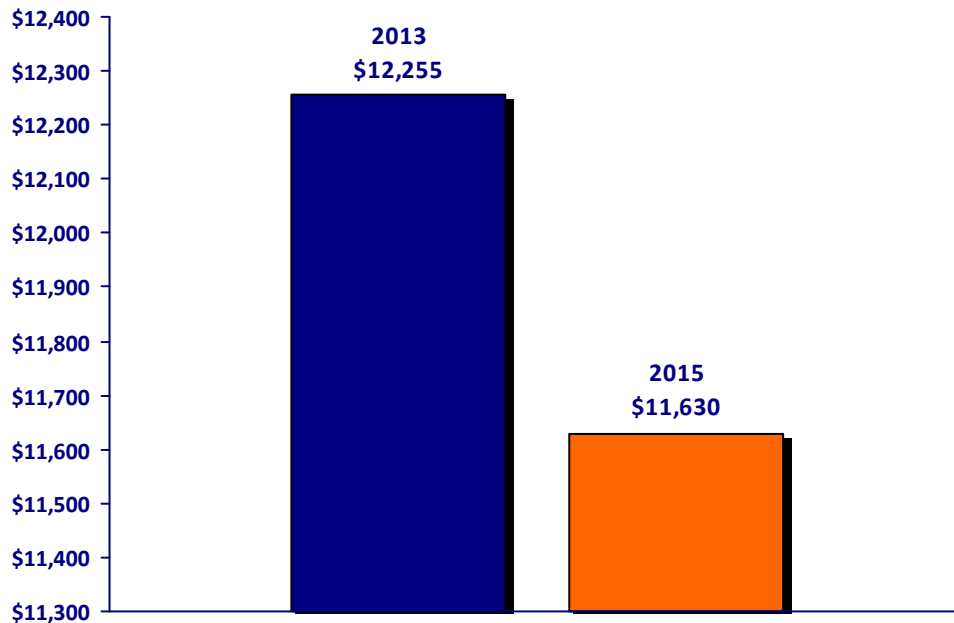
**2015 Student Numbers**

**257**

**2015 WA government funding**

**\$2,988,926**

Per student funding 2013 and 2015



## Kalbarri District High School

Comparison per student funding in individual school,  
electorate schools average and WA schools average, 2013 and 2015

|                               | 2013     | 2015     | Difference* |
|-------------------------------|----------|----------|-------------|
| Kalbarri District High School | \$12,255 | \$11,630 | -\$625      |
| Electorate All Schools        | \$13,914 | \$13,316 | -\$599      |
| WA All Schools                | \$10,203 | \$9,684  | -\$520      |

**Take action if you're not happy with the level of funding for your children's school:**

**Contact the Minister for Education, Peter Collier**

[Minister.Collier@dpc.wa.gov.au](mailto:Minister.Collier@dpc.wa.gov.au)

**or contact your local member:**

Shane Love MLA

[Shane.Love@mp.wa.gov.au](mailto:Shane.Love@mp.wa.gov.au)

\*Please refer to the notes regarding figures capped at +/- \$2000 in the research methodology.

# Lancelin Primary School

53 Gingin Road LANCELIN WA 6044

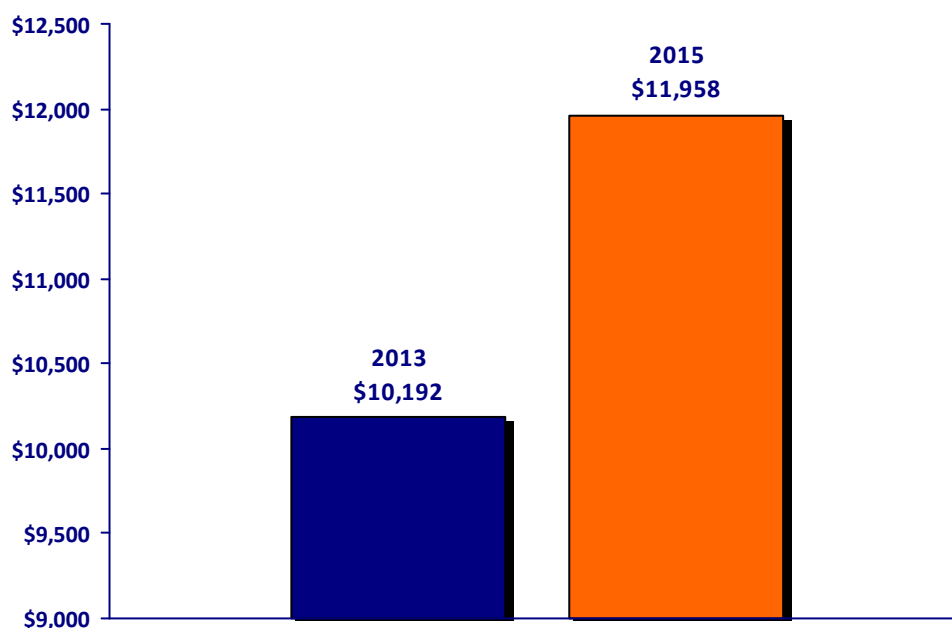
**2015 Student Numbers**

**133**

**2015 WA government funding**

**\$1,590,436**

Per student funding 2013 and 2015



## Lancelin Primary School

Comparison per student funding in individual school,  
electorate schools average and WA schools average, 2013 and 2015

|                         | 2013     | 2015     | Difference*    |
|-------------------------|----------|----------|----------------|
| Lancelin Primary School | \$10,192 | \$11,958 | <b>\$1,767</b> |
| Electorate All Schools  | \$13,914 | \$13,316 | <b>-\$599</b>  |
| WA All Schools          | \$10,203 | \$9,684  | <b>-\$520</b>  |

**Take action if you're not happy with the level of funding for your children's school:**

**Contact the Minister for Education, Peter Collier**

Minister.Collier@dpc.wa.gov.au

**or contact your local member:**

Shane Love MLA

Shane.Love@mp.wa.gov.au

\*Please refer to the notes regarding figures capped at +/- \$2000 in the research methodology.

# Latham Primary School

PO Box 19 LATHAM WA 6616

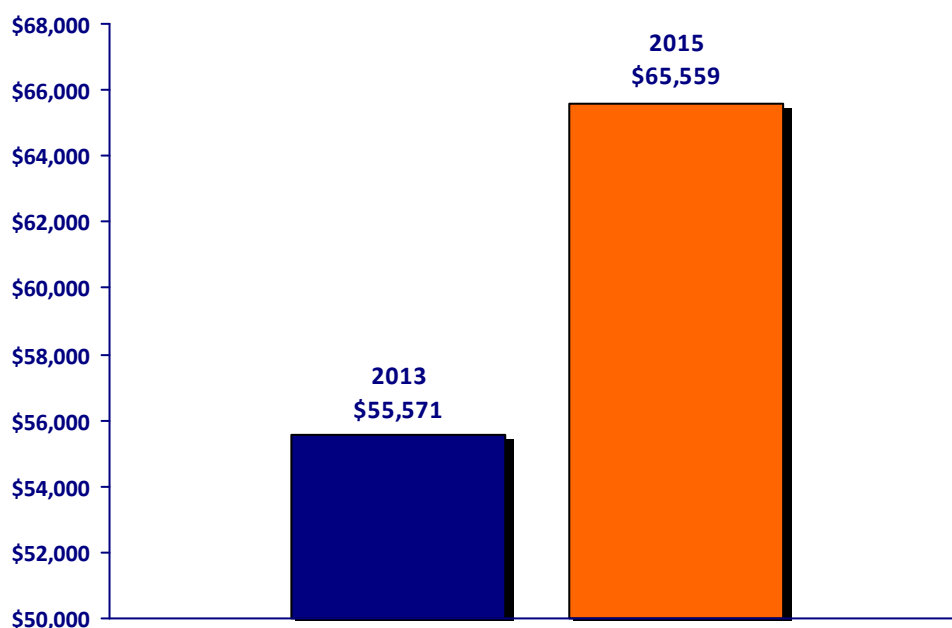
**2015 Student Numbers**

**6**

**2015 WA government funding**

**\$393,356**

Per student funding 2013 and 2015



## Latham Primary School

Comparison per student funding in individual school,  
electorate schools average and WA schools average, 2013 and 2015

|                        | 2013     | 2015     | Difference*    |
|------------------------|----------|----------|----------------|
| Latham Primary School  | \$55,571 | \$65,559 | <b>\$9,988</b> |
| Electorate All Schools | \$13,914 | \$13,316 | <b>-\$599</b>  |
| WA All Schools         | \$10,203 | \$9,684  | <b>-\$520</b>  |

**Take action if you're not happy with the level of funding for your children's school:**

**Contact the Minister for Education, Peter Collier**

Minister.Collier@dpc.wa.gov.au

**or contact your local member:**

Shane Love MLA

Shane.Love@mp.wa.gov.au

\*Please refer to the notes regarding figures capped at +/- \$2000 in the research methodology.

# Leeman Primary School

C/- Post Office LEEMAN WA 6514

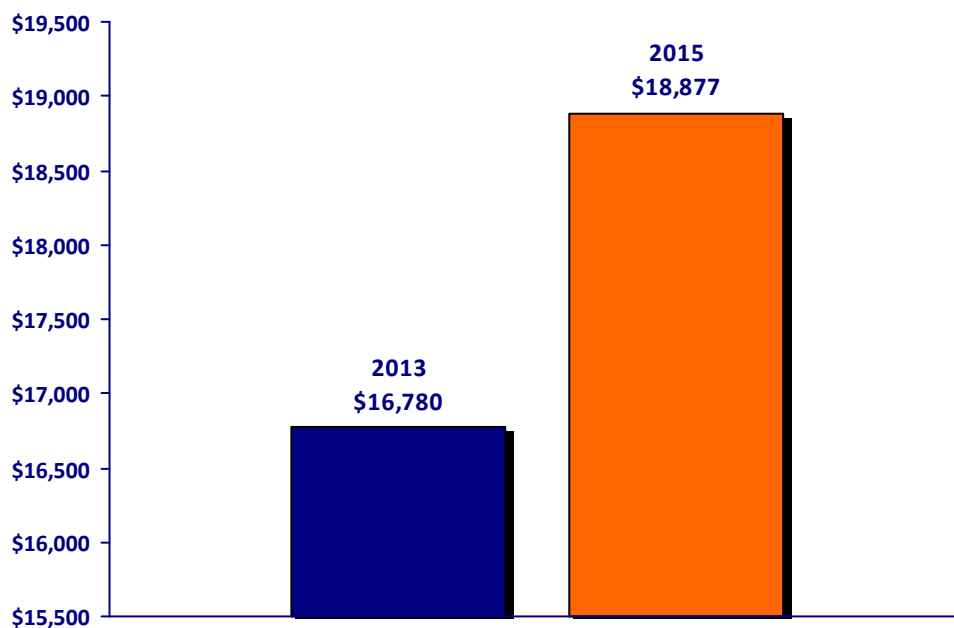
**2015 Student Numbers**

**44**

**2015 WA government funding**

**\$830,587**

Per student funding 2013 and 2015



## Leeman Primary School

Comparison per student funding in individual school,  
electorate schools average and WA schools average, 2013 and 2015

|                        | 2013     | 2015     | Difference*    |
|------------------------|----------|----------|----------------|
| Leeman Primary School  | \$16,780 | \$18,877 | <b>\$2,097</b> |
| Electorate All Schools | \$13,914 | \$13,316 | <b>-\$599</b>  |
| WA All Schools         | \$10,203 | \$9,684  | <b>-\$520</b>  |

**Take action if you're not happy with the level of funding for your children's school:**

**Contact the Minister for Education, Peter Collier**

Minister.Collier@dpc.wa.gov.au

**or contact your local member:**

Shane Love MLA

Shane.Love@mp.wa.gov.au

\*Please refer to the notes regarding figures capped at +/- \$2000 in the research methodology.



# Mingenew Primary School

70 Phillip Street MINGENEW WA 6522

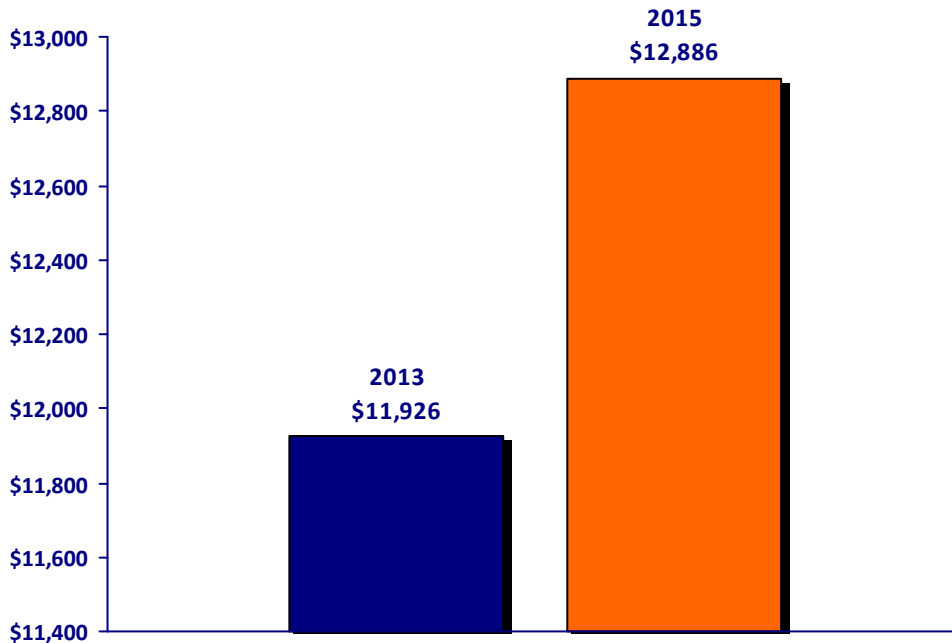
**2015 Student Numbers**

**78**

**2015 WA government funding**

**\$1,005,127**

Per student funding 2013 and 2015



## Mingenew Primary School

Comparison per student funding in individual school,  
electorate schools average and WA schools average, 2013 and 2015

|                         | 2013     | 2015     | Difference*   |
|-------------------------|----------|----------|---------------|
| Mingenew Primary School | \$11,926 | \$12,886 | <b>\$960</b>  |
| Electorate All Schools  | \$13,914 | \$13,316 | <b>-\$599</b> |
| WA All Schools          | \$10,203 | \$9,684  | <b>-\$520</b> |

**Take action if you're not happy with the level of funding for your children's school:**

**Contact the Minister for Education, Peter Collier**

Minister.Collier@dpc.wa.gov.au

**or contact your local member:**

Shane Love MLA

Shane.Love@mp.wa.gov.au

\*Please refer to the notes regarding figures capped at +/- \$2000 in the research methodology.

# Moora Primary School

PO Box 127 MOORA WA 6510

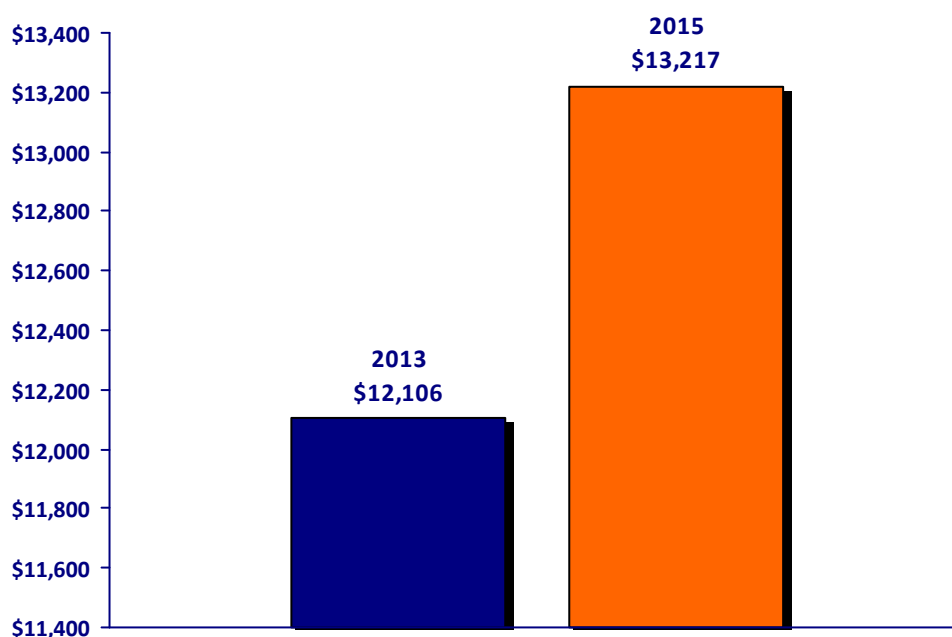
**2015 Student Numbers**

**88**

**2015 WA government funding**

**\$1,163,109**

Per student funding 2013 and 2015



## Moora Primary School

Comparison per student funding in individual school,  
electorate schools average and WA schools average, 2013 and 2015

|                        | 2013     | 2015     | Difference*    |
|------------------------|----------|----------|----------------|
| Moora Primary School   | \$12,106 | \$13,217 | <b>\$1,111</b> |
| Electorate All Schools | \$13,914 | \$13,316 | <b>-\$599</b>  |
| WA All Schools         | \$10,203 | \$9,684  | <b>-\$520</b>  |

**Take action if you're not happy with the level of funding for your children's school:**

**Contact the Minister for Education, Peter Collier**

Minister.Collier@dpc.wa.gov.au

**or contact your local member:**

Shane Love MLA

Shane.Love@mp.wa.gov.au

\*Please refer to the notes regarding figures capped at +/- \$2000 in the research methodology.

# Morawa District High School

PO Box 13 MORAWA WA 6623

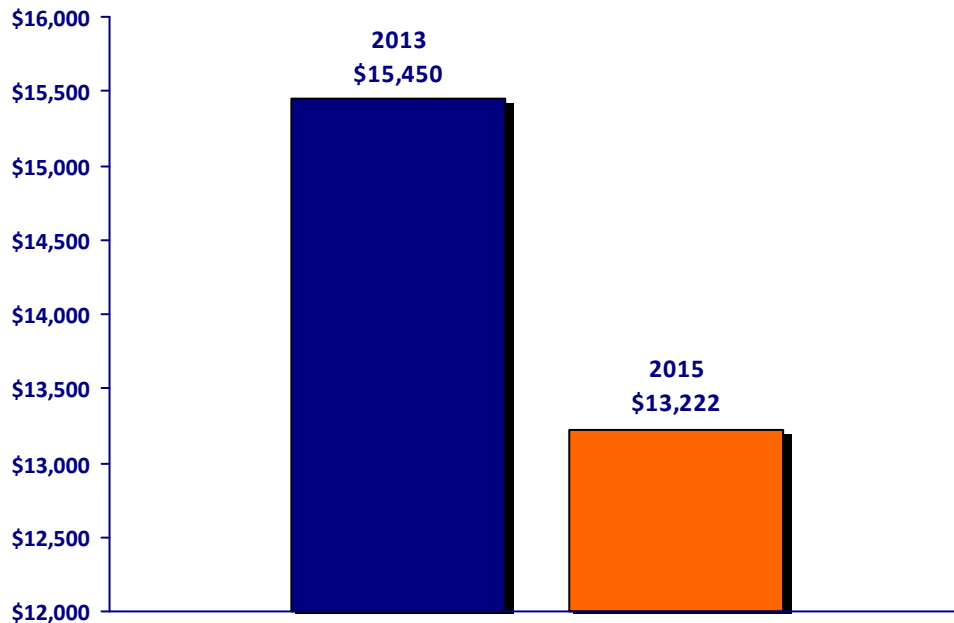
**2015 Student Numbers**

**241**

**2015 WA government funding**

**\$3,186,571**

Per student funding 2013 and 2015



## Morawa District High School

Comparison per student funding in individual school,  
electorate schools average and WA schools average, 2013 and 2015

|                             | 2013     | 2015     | Difference*     |
|-----------------------------|----------|----------|-----------------|
| Morawa District High School | \$15,450 | \$13,222 | <b>-\$2,228</b> |
| Electorate All Schools      | \$13,914 | \$13,316 | <b>-\$599</b>   |
| WA All Schools              | \$10,203 | \$9,684  | <b>-\$520</b>   |

**Take action if you're not happy with the level of funding for your children's school:**

**Contact the Minister for Education, Peter Collier**

Minister.Collier@dpc.wa.gov.au

**or contact your local member:**

Shane Love MLA

Shane.Love@mp.wa.gov.au

\*Please refer to the notes regarding figures capped at +/- \$2000 in the research methodology.

# Mullewa District High School

PO Box 137 MULLEWA WA 6630

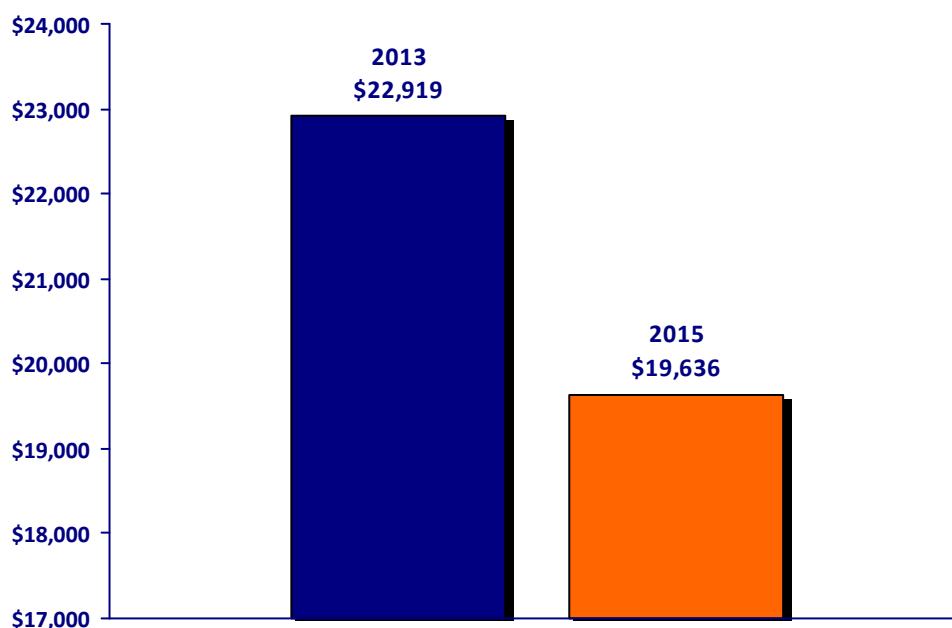
**2015 Student Numbers**

**101**

**2015 WA government funding**

**\$1,983,208**

Per student funding 2013 and 2015



## Mullewa District High School

Comparison per student funding in individual school,  
electorate schools average and WA schools average, 2013 and 2015

|                              | 2013     | 2015     | Difference*     |
|------------------------------|----------|----------|-----------------|
| Mullewa District High School | \$22,919 | \$19,636 | <b>-\$3,283</b> |
| Electorate All Schools       | \$13,914 | \$13,316 | <b>-\$599</b>   |
| WA All Schools               | \$10,203 | \$9,684  | <b>-\$520</b>   |

**Take action if you're not happy with the level of funding for your children's school:**

**Contact the Minister for Education, Peter Collier**

Minister.Collier@dpc.wa.gov.au

**or contact your local member:**

Shane Love MLA

Shane.Love@mp.wa.gov.au

\*Please refer to the notes regarding figures capped at +/- \$2000 in the research methodology.

# Northampton District High School

PO Box 13 NORTHAMPTON WA 6535

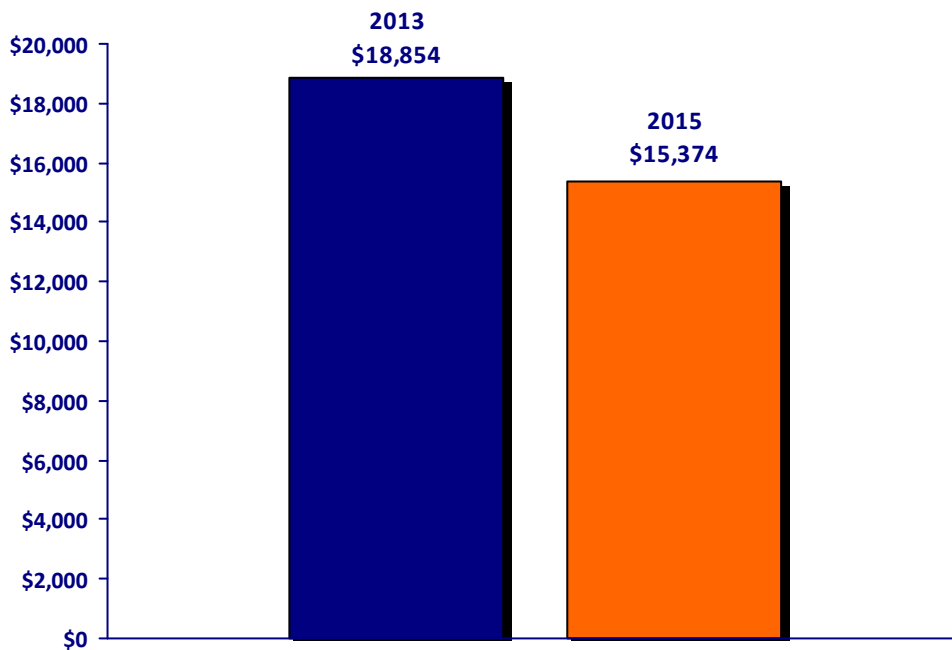
**2015 Student Numbers**

**119**

**2015 WA government funding**

**\$1,829,503**

Per student funding 2013 and 2015



## Northampton District High School

Comparison per student funding in individual school,  
electorate schools average and WA schools average, 2013 and 2015

|                                  | 2013     | 2015     | Difference*     |
|----------------------------------|----------|----------|-----------------|
| Northampton District High School | \$18,854 | \$15,374 | <b>-\$3,480</b> |
| Electorate All Schools           | \$13,914 | \$13,316 | <b>-\$599</b>   |
| WA All Schools                   | \$10,203 | \$9,684  | <b>-\$520</b>   |

**Take action if you're not happy with the level of funding for your children's school:**

**Contact the Minister for Education, Peter Collier**

Minister.Collier@dpc.wa.gov.au

**or contact your local member:**

Shane Love MLA

Shane.Love@mp.wa.gov.au

\*Please refer to the notes regarding figures capped at +/- \$2000 in the research methodology.

# Perenjori Primary School

Carnamah Road PERENJORI WA 6620

<http://perenjorips.wa.edu.au>

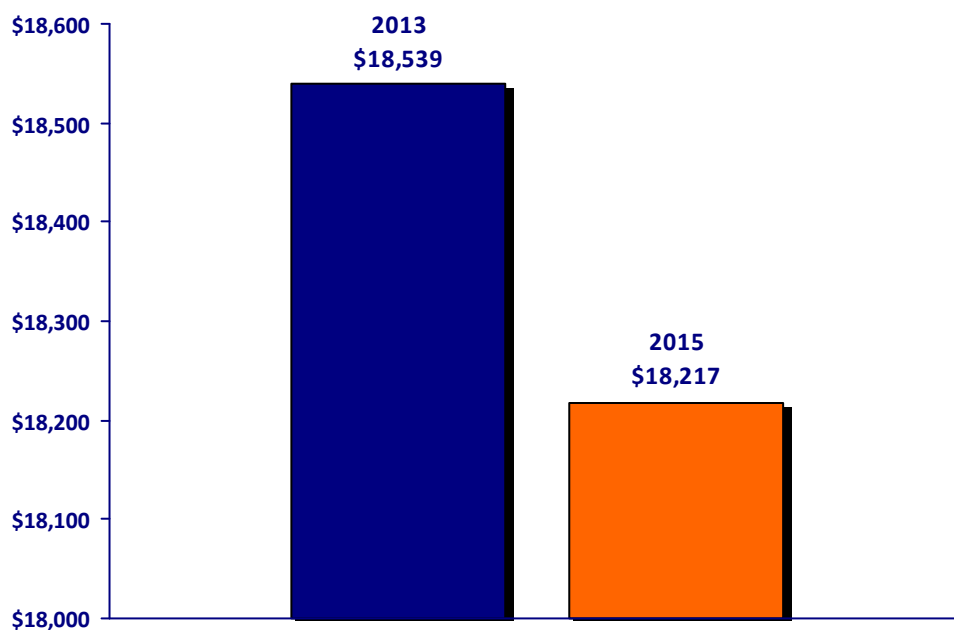
**2015 Student Numbers**

**43**

**2015 WA government funding**

**\$783,341**

Per student funding 2013 and 2015



## Perenjori Primary School

Comparison per student funding in individual school,  
electorate schools average and WA schools average, 2013 and 2015

|                          | 2013     | 2015     | Difference* |
|--------------------------|----------|----------|-------------|
| Perenjori Primary School | \$18,539 | \$18,217 | -\$321      |
| Electorate All Schools   | \$13,914 | \$13,316 | -\$599      |
| WA All Schools           | \$10,203 | \$9,684  | -\$520      |

**Take action if you're not happy with the level of funding for your children's school:**

**Contact the Minister for Education, Peter Collier**

[Minister.Collier@dpc.wa.gov.au](mailto:Minister.Collier@dpc.wa.gov.au)

**or contact your local member:**

Shane Love MLA

[Shane.Love@mp.wa.gov.au](mailto:Shane.Love@mp.wa.gov.au)

\*Please refer to the notes regarding figures capped at +/- \$2000 in the research methodology.

# Three Springs Primary School

Carter Street THREE SPRINGS WA 6519

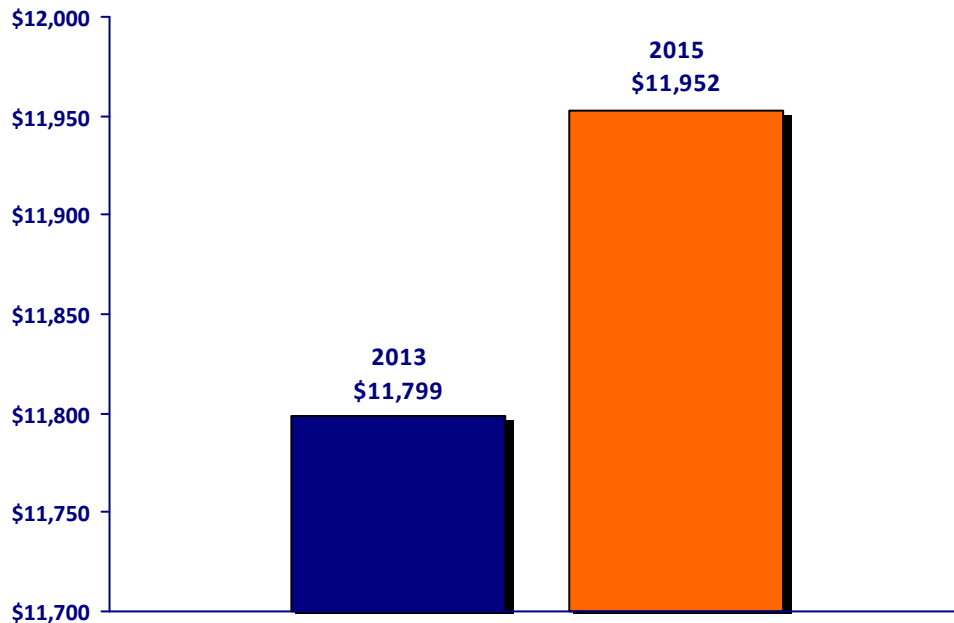
**2015 Student Numbers**

**84**

**2015 WA government funding**

**\$1,003,997**

Per student funding 2013 and 2015



## Three Springs Primary School

Comparison per student funding in individual school,  
electorate schools average and WA schools average, 2013 and 2015

|                              | 2013     | 2015     | Difference*   |
|------------------------------|----------|----------|---------------|
| Three Springs Primary School | \$11,799 | \$11,952 | <b>\$153</b>  |
| Electorate All Schools       | \$13,914 | \$13,316 | <b>-\$599</b> |
| WA All Schools               | \$10,203 | \$9,684  | <b>-\$520</b> |

**Take action if you're not happy with the level of funding for your children's school:**

**Contact the Minister for Education, Peter Collier**

Minister.Collier@dpc.wa.gov.au

**or contact your local member:**

Shane Love MLA

Shane.Love@mp.wa.gov.au

\*Please refer to the notes regarding figures capped at +/- \$2000 in the research methodology.

# Toodyay District High School

PO Box 75 TOODYAY WA 6566

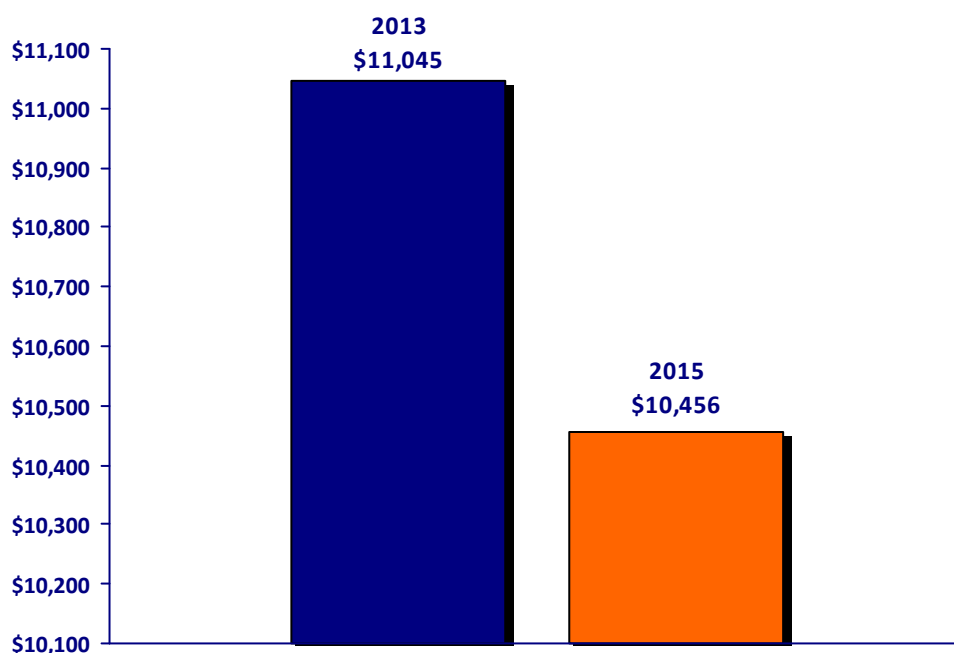
**2015 Student Numbers**

**386**

**2015 WA government funding**

**\$4,036,048**

Per student funding 2013 and 2015



## Toodyay District High School

Comparison per student funding in individual school,  
electorate schools average and WA schools average, 2013 and 2015

|                              | 2013     | 2015     | Difference* |
|------------------------------|----------|----------|-------------|
| Toodyay District High School | \$11,045 | \$10,456 | -\$589      |
| Electorate All Schools       | \$13,914 | \$13,316 | -\$599      |
| WA All Schools               | \$10,203 | \$9,684  | -\$520      |

**Take action if you're not happy with the level of funding for your children's school:**

**Contact the Minister for Education, Peter Collier**

Minister.Collier@dpc.wa.gov.au

**or contact your local member:**

Shane Love MLA

Shane.Love@mp.wa.gov.au

\*Please refer to the notes regarding figures capped at +/- \$2000 in the research methodology.



# Watheroo Primary School

C/- Post Office WATHEROO WA 6513

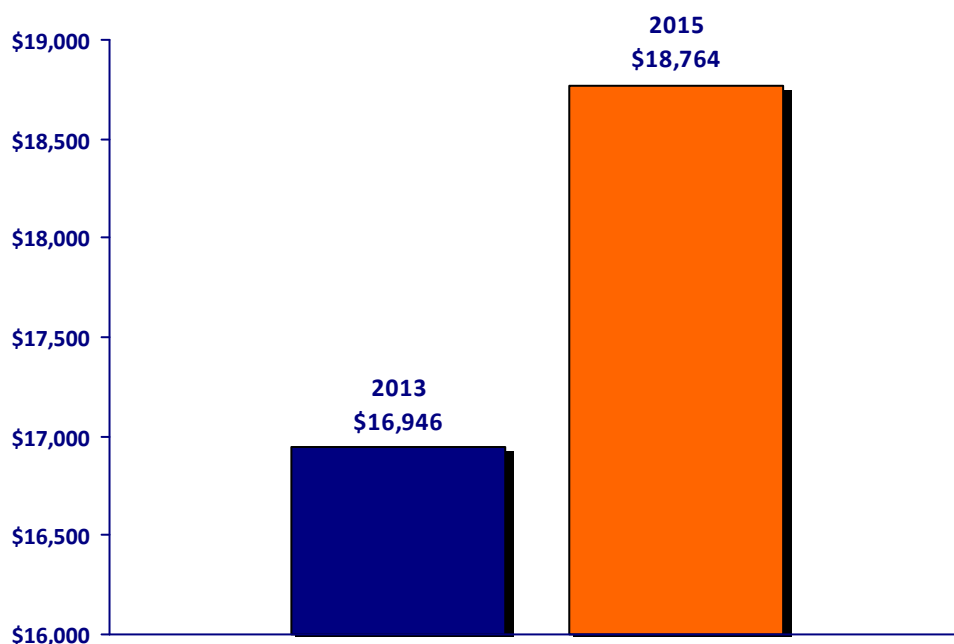
**2015 Student Numbers**

**41**

**2015 WA government funding**

**\$769,333**

Per student funding 2013 and 2015



## Watheroo Primary School

Comparison per student funding in individual school,  
electorate schools average and WA schools average, 2013 and 2015

|                         | 2013     | 2015     | Difference*    |
|-------------------------|----------|----------|----------------|
| Watheroo Primary School | \$16,946 | \$18,764 | <b>\$1,818</b> |
| Electorate All Schools  | \$13,914 | \$13,316 | <b>-\$599</b>  |
| WA All Schools          | \$10,203 | \$9,684  | <b>-\$520</b>  |

**Take action if you're not happy with the level of funding for your children's school:**

**Contact the Minister for Education, Peter Collier**

Minister.Collier@dpc.wa.gov.au

**or contact your local member:**

Shane Love MLA

Shane.Love@mp.wa.gov.au

\*Please refer to the notes regarding figures capped at +/- \$2000 in the research methodology.

# Yerecoin Primary School

Miling Road YERECOIN WA 6571

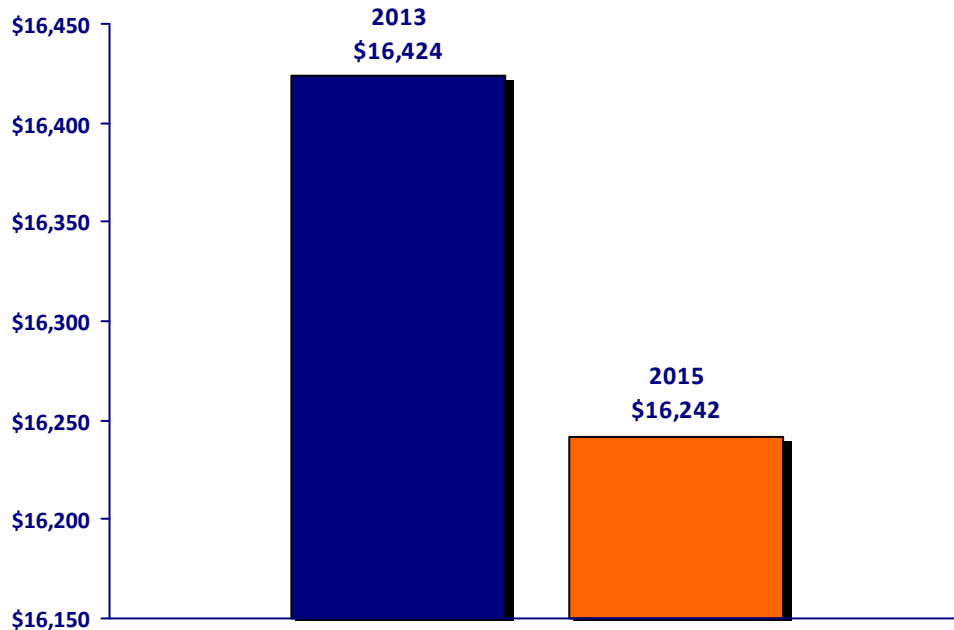
**2015 Student Numbers**

**45**

**2015 WA government funding**

**\$730,871**

Per student funding 2013 and 2015



## Yerecoin Primary School

Comparison per student funding in individual school,  
electorate schools average and WA schools average, 2013 and 2015

|                         | 2013     | 2015     | Difference* |
|-------------------------|----------|----------|-------------|
| Yerecoin Primary School | \$16,424 | \$16,242 | -\$182      |
| Electorate All Schools  | \$13,914 | \$13,316 | -\$599      |
| WA All Schools          | \$10,203 | \$9,684  | -\$520      |

**Take action if you're not happy with the level of funding for your children's school:**

**Contact the Minister for Education, Peter Collier**

Minister.Collier@dpc.wa.gov.au

**or contact your local member:**

Shane Love MLA

Shane.Love@mp.wa.gov.au

\*Please refer to the notes regarding figures capped at +/- \$2000 in the research methodology.

# Yuna Primary School

PMB 610 GERALDTON WA 6531

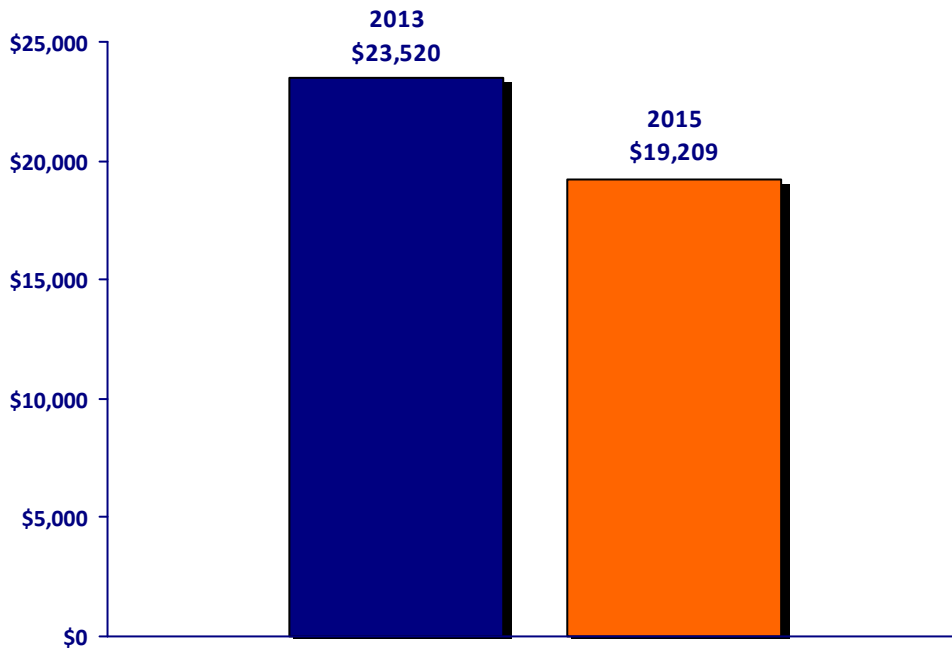
2015 Student Numbers

31

2015 WA government funding

\$595,485

Per student funding 2013 and 2015



## Yuna Primary School

Comparison per student funding in individual school,  
electorate schools average and WA schools average, 2013 and 2015

|                        | 2013     | 2015     | Difference* |
|------------------------|----------|----------|-------------|
| Yuna Primary School    | \$23,520 | \$19,209 | -\$4,311    |
| Electorate All Schools | \$13,914 | \$13,316 | -\$599      |
| WA All Schools         | \$10,203 | \$9,684  | -\$520      |

Take action if you're not happy with the level of funding for your children's school:

Contact the Minister for Education, Peter Collier

Minister.Collier@dpc.wa.gov.au

or contact your local member:

Shane Love MLA

Shane.Love@mp.wa.gov.au

\*Please refer to the notes regarding figures capped at +/- \$2000 in the research methodology.

Putting Our Kids First  
[www.puttingourkidsfirst.com.au](http://www.puttingourkidsfirst.com.au)

Save Our Services  
[www.saveourservices.com.au](http://www.saveourservices.com.au)