



Your Wagin Electorate Schools Report 2015

- Boddington District High School
- Borden Primary School
- Braeside Primary School
- Bremer Bay Primary School
- Broomehill Primary School
- Cranbrook Primary School
- Darkan Primary School
- Dumbleyung Primary School
- East Narrogin Primary School
- Frankland River Primary School
- Gairdner Primary School
- Gnowangerup District High School
- Katanning Primary School
- Katanning Senior High School
- Kendenup Primary School
- Kojonup District High School
- Kukerin Primary School
- Kulin District High School
- Lake Grace District High School
- Lake King Primary School
- Mount Barker Community College
- Narrogin Primary School
- Narrogin Senior High School
- Newdegate Primary School
- Nyabing Primary School
- Ongerup Primary School
- Pingelly Primary School
- Pingrup Primary School
- Tambellup Primary School
- Tincurrin Primary School
- Wagin District High School
- Wandering Primary School
- Wickepin Primary School
- Williams Primary School
- Woodanilling Primary School
- Yealering Primary School





In 2010 the Barnett Liberal-National Party Government began a program of public sector staff and funding cuts, as well as the sale of public assets and privatisation of services.

At the same time the population of WA was growing rapidly, housing affordability getting worse, and costs of living rising.

UnionsWA, with the support of public sector unions, decided to create the **Save Our Services** campaign to raise awareness about and address these issues.

The **Save Our Services** campaign is about ensuring West Australians, particularly those most in need, can access decent schools, health care, public transport and other Government services.

The Barnett Government has been in office for more than six years and the measurable impacts for public services include:

- rising class sizes in our schools;
- longer waiting times in our hospitals;
- worse traffic congestion including associated costs to our economy with a lack of investment in our roads and public transport; and
- compromised services due to the privatisation of hospitals and prisons.

Save Our Services is committed to a clearer, stronger role for the public sector. The need for investment in our people, services and infrastructure is very great.

www.saveourservices.com.au



Putting Our Kids First is a community campaign established by peak education bodies representing parents, teachers, principals, education assistants and support staff in Western Australian public schools.

We believe that every child has the right to access a well-funded, high quality public education, regardless of their background or circumstances.

Putting Our Kids First advocates for the reversal of Liberal State Government's staffing and budget cuts to the WA public education sector.

Since 2013, Colin Barnett's cuts include:

- over \$200 million cut directly from public school budgets in 2014;
- a further \$45 million cut from secondary school budgets in 2015;
- over 800 teaching positions cut in 2014/15;
- over 1000 education assistants cut in 2014/15;
- 150 central and regional office positions;
- 200 redundancies across the sector in 2015;
- 110 Aboriginal and Islander Education Officers cut in 2014; and
- an average reduction in expenditure per student of \$714 per year.

Barnett's education cuts are making it increasingly difficult for public schools to deliver every child the high quality education they deserve. A strong, well-funded public education should be the first priority of the State Government. We call on the Premier to put our kids first, not last.

www.puttingourkidsfirst.com.au



Helping our schools to a better future.

Helping our schools to a better future.

My children mean everything to me. I want them to be happy and have meaningful opportunities throughout their life. I believe our public schools are vital for ensuring all children can have a better future.

Over the past few years, the Barnett Government has reduced funding to our public schools. The first and hardest hit were Education Assistants, who provide vital support for children with disability, as well as indigenous children. And with Western Australia now having the largest class sizes in Australia, our teachers must work harder to meet the needs of children, without the support they require. These cuts affect every child in our classrooms.

As parents, we have every right to know if our schools are being funded properly.

For the first time, this report attempts to set out the size of cuts to recurrent funding, school by school, comparing 2013 and 2015 numbers. It hasn't been easy putting these figures together, as the Government keeps changing their funding methods. However, care has been taken to ensure that parents and the community have accurate information; an important first step in deciding where to go or what to do from here.

We've found that a majority of schools are getting much less recurrent funding per student in 2015 compared with 2013. While some schools have experienced welcomed increases, the statewide average funding per student is a cut of \$520 compared with 2013. When you consider that impact on a classroom of 25 students, that's a fall in funding of over \$12,000.

Of course, as funding cuts impact our schools, more and more pressure is put on principals and staff - and parents - to fundraise to pay for the extras - like camps, sporting events and other costs. Some parents and school communities are less able to meet these costs than others. The result is a less fair system.

While money isn't everything when it comes to quality schooling, it does matter. As parents we do our best, together with schools, to create an environment where our kids can learn, make friends, be challenged, and develop and grow.

In the same way that we ask ourselves what we can do to support our children for the future, I ask you to consider how you might support our public schools into the future.

We've included information on who to contact about school funding cuts. If you have a view, please take the time to get in touch with your local Member of Parliament or the Minister for Education and ask why they're not putting your kids first.

Meredith Hammat
Spokesperson
Save Our Services
Putting Our Kids First



“Citizens have a right to know how public funds are spent on public services. Sadly, information like this is not easy to find, even in crucial areas like education. In this particular case neither the Minister nor the relevant Departments have been keen to make all the data readily available.

“To give Western Australians a sense of the resources flowing to individual local public schools this report provides plausible estimates from available sources. The data has been painstakingly put together and presents an alarming picture of the uneven and sometimes large funding per student declines at individual schools.

“The production of this report is commendable and I wholeheartedly support calls for improved transparency in the public sector.”

Professor David Hayward

Dean, School of Global, Urban and Social Studies
RMIT University

Research methodology

The figures used in these reports are based on information sourced from questions in Parliament, **Schools Online**, the Department of Education and the Office of the Minister for Education. Comparable figures were available for 694 schools.

Due to the relocation in 2015 of Year 7 students from primary to secondary schools and the introduction of a new Student Centred Funding Model (SCFM) as well as announced cuts and some of those cuts then overturned, it is not valid to simply compare school budgets between 2013 and 2015. To ensure that the figures provided are rigorous, the reports compare adjusted 2013 expenditure per student between these two years. Using per student expenditure controls for the large influx into secondary school of Year 7 students in 2015, as well as the rapid overall student population growth in WA. The figures used are for recurrent expenditure. One-off funding for capital costs are not included in these figures.

In early 2015, the Minister for Education released revised school budget figures, incorporating lower cuts than had previously been announced.

For the reasons outlined above, to compare in real terms 2013 with 2015 it has been necessary to adjust 2013 funding in real, 2015 terms, i.e., to take into account that non-salary expenses incurred by schools have risen with inflation. For this purpose, the WA Treasury estimates for the WA Consumer Price Index of 3.0% and 2.25% with actual 2012/13 and projected 2015/16 apply respectively. For schools, non-salary expenses comprise 12% of total budgets. Further 88% of school budgets go towards staff. Reflecting rising costs of living and the need to retain experienced staff, these costs have risen over the two years compared, with adjustments of 4.25% and 2.75% applied.

Up until the start of 2015, leave costs for staff formed part of the funding to schools and were paid to staff by the school. The Education Department then changed policy to centralise the payment of leave for school staff. Taking this change into account, the cost of leave funded directly to schools has been removed from those budgets and these calculations, i.e., neither 2015 nor 2013 figures include leave cost or funding. This was for an amount of 9.2%.

For a small number of schools where the difference per student exceeds \$2000, the figure has been capped at \$2000. In most cases, this applies to schools with very low student populations or schools yet to finalise student numbers, which can influence the data. Small regional schools and Education Support Centres have been the hardest hit by funding reductions as these schools often rely on Education Assistants that suffered the main workforce cuts. There are also small variations of up to a single dollar on some totals due to rounding.

Source documents used for calculations have been drawn from Budget papers, answers to questions in the WA Parliament and other sources. These documents are available on the Save Our Services website under **Resources**.

We encourage you to consult with your school's principal for further information regarding your school's funding situation. Any supporters who have additional or different information are encouraged to provide these by completing the **Putting Our Kids First School Survey**.

Boddington District High School

25 Pollard Street BODDINGTON WA 6390

<http://www.boddingtondhs.wa.edu.au>

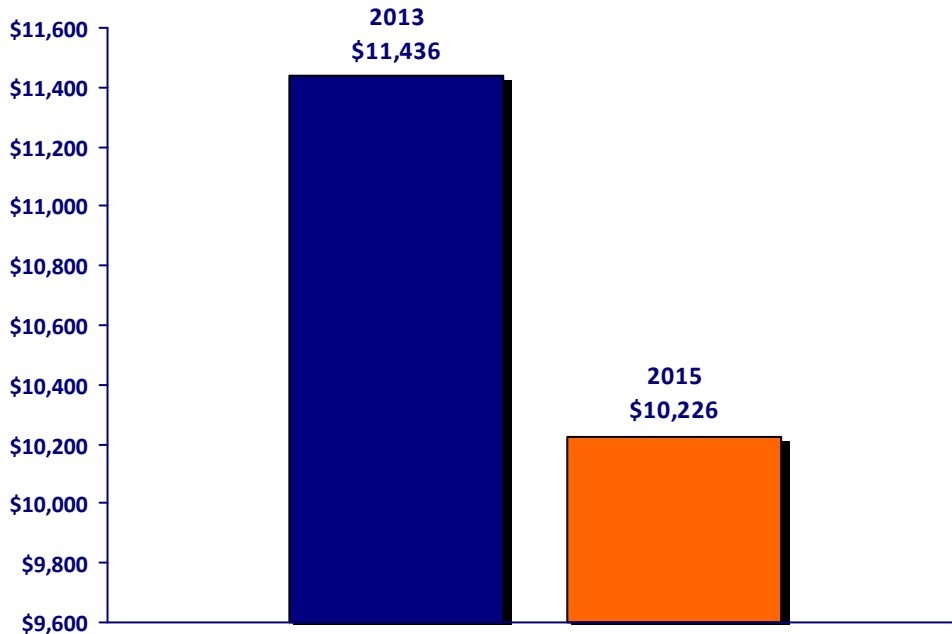
2015 Student Numbers

299

2015 WA government funding

\$3,057,547

Per student funding 2013 and 2015



Boddington District High School

Comparison per student funding in individual school,
electorate schools average and WA schools average, 2013 and 2015

	2013	2015	Difference*
Boddington District High School	\$11,436	\$10,226	-\$1,210
Electorate All Schools	\$13,034	\$12,197	-\$838
WA All Schools	\$10,203	\$9,684	-\$520

Take action if you're not happy with the level of funding for your children's school:

Contact the Minister for Education, Peter Collier

Minister.Collier@dpc.wa.gov.au

or contact your local member:

Terry Waldron MLA

terry.waldron@mp.wa.gov.au

*Please refer to the notes regarding figures capped at +/- \$2000 in the research methodology.

Borden Primary School

Stone Street BORDEN WA 6338

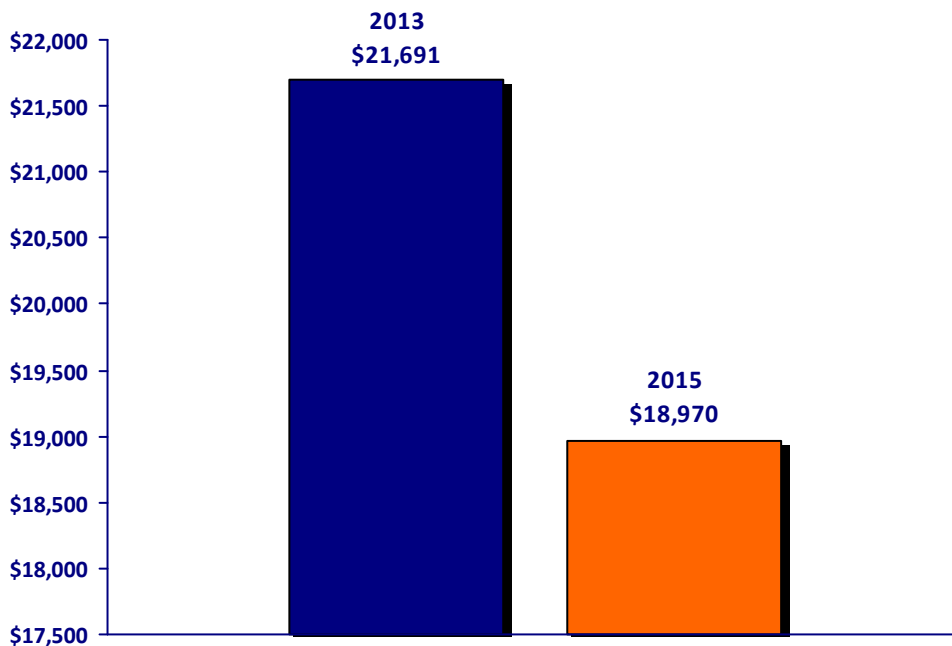
2015 Student Numbers

30

2015 WA government funding

\$569,102

Per student funding 2013 and 2015



Borden Primary School

Comparison per student funding in individual school,
electorate schools average and WA schools average, 2013 and 2015

	2013	2015	Difference*
Borden Primary School	\$21,691	\$18,970	-\$2,721
Electorate All Schools	\$13,034	\$12,197	-\$838
WA All Schools	\$10,203	\$9,684	-\$520

Take action if you're not happy with the level of funding for your children's school:

Contact the Minister for Education, Peter Collier

Minister.Collier@dpc.wa.gov.au

or contact your local member:

Terry Waldron MLA

terry.waldron@mp.wa.gov.au

*Please refer to the notes regarding figures capped at +/- \$2000 in the research methodology.

Braeside Primary School

Carinya Gardens KATANNING WA 6317

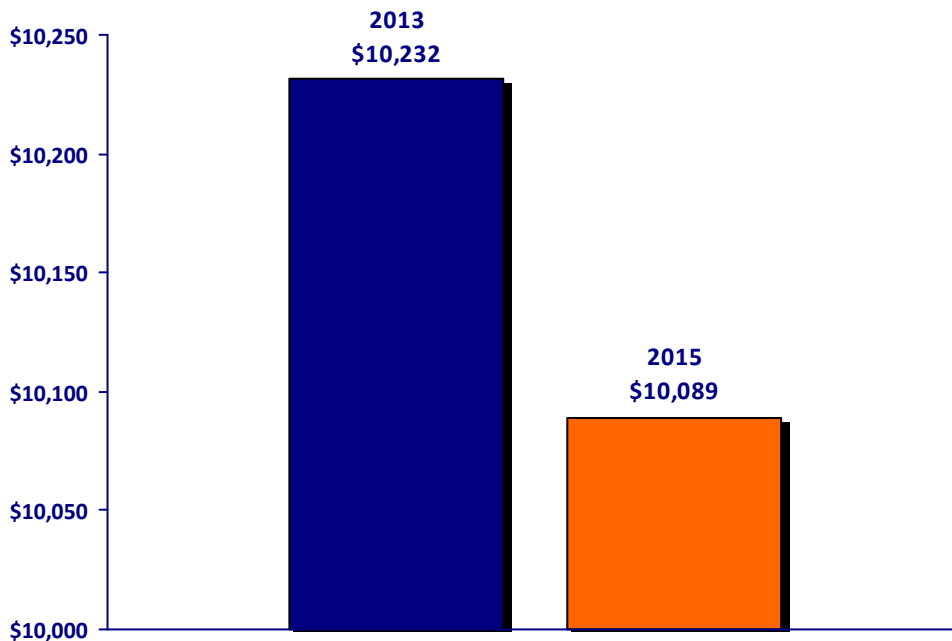
2015 Student Numbers

221

2015 WA government funding

\$2,229,742

Per student funding 2013 and 2015



Braeside Primary School

Comparison per student funding in individual school,
electorate schools average and WA schools average, 2013 and 2015

	2013	2015	Difference*
Braeside Primary School	\$10,232	\$10,089	-\$142
Electorate All Schools	\$13,034	\$12,197	-\$838
WA All Schools	\$10,203	\$9,684	-\$520

Take action if you're not happy with the level of funding for your children's school:

Contact the Minister for Education, Peter Collier

Minister.Collier@dpc.wa.gov.au

or contact your local member:

Terry Waldron MLA

terry.waldron@mp.wa.gov.au

*Please refer to the notes regarding figures capped at +/- \$2000 in the research methodology.

Bremer Bay Primary School

Garnett Road BREMER BAY WA 6338

<http://bremerbayps.wa.edu.au/>

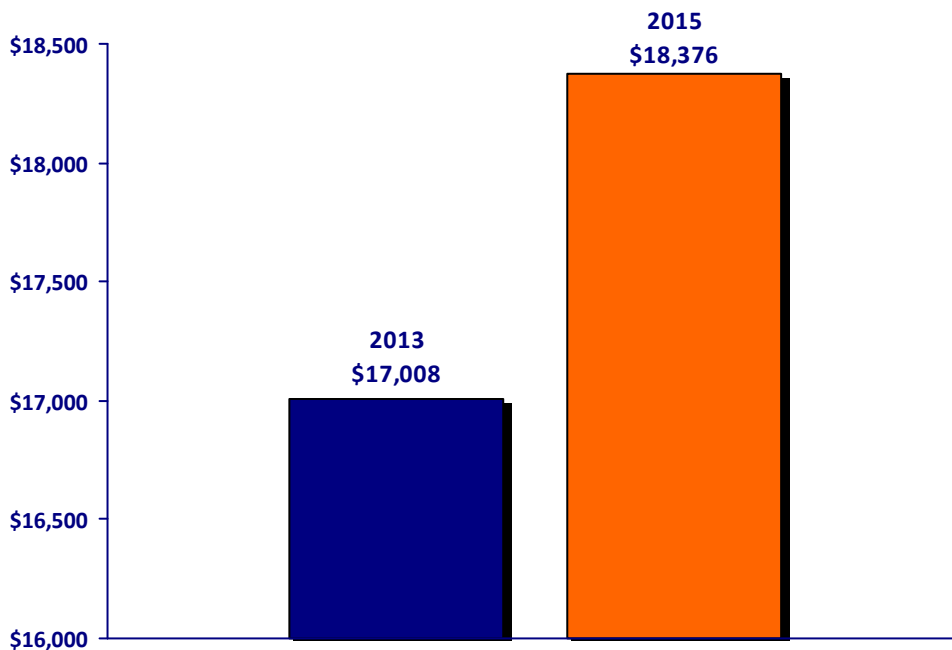
2015 Student Numbers

35

2015 WA government funding

\$643,172

Per student funding 2013 and 2015



Bremer Bay Primary School

Comparison per student funding in individual school,
electorate schools average and WA schools average, 2013 and 2015

	2013	2015	Difference*
Bremer Bay Primary School	\$17,008	\$18,376	\$1,368
Electorate All Schools	\$13,034	\$12,197	-\$838
WA All Schools	\$10,203	\$9,684	-\$520

Take action if you're not happy with the level of funding for your children's school:

Contact the Minister for Education, Peter Collier

Minister.Collier@dpc.wa.gov.au

or contact your local member:

Terry Waldron MLA

terry.waldron@mp.wa.gov.au

*Please refer to the notes regarding figures capped at +/- \$2000 in the research methodology.

Broomehill Primary School

C/- Post Office BROOMEHILL WA 6318

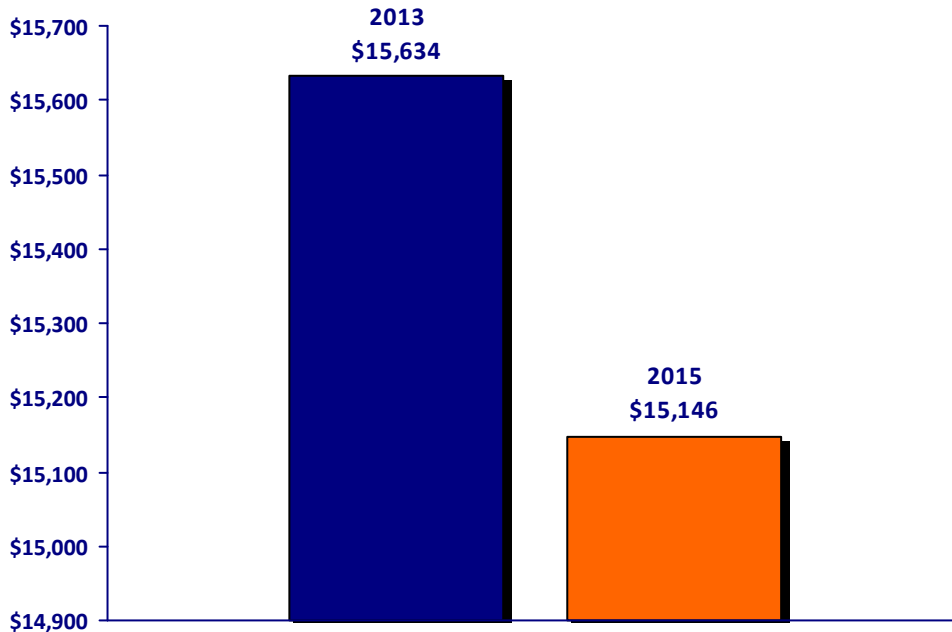
2015 Student Numbers

51

2015 WA government funding

\$772,462

Per student funding 2013 and 2015



Broomehill Primary School

Comparison per student funding in individual school,
electorate schools average and WA schools average, 2013 and 2015

	2013	2015	Difference*
Broomehill Primary School	\$15,634	\$15,146	-\$488
Electorate All Schools	\$13,034	\$12,197	-\$838
WA All Schools	\$10,203	\$9,684	-\$520

Take action if you're not happy with the level of funding for your children's school:

Contact the Minister for Education, Peter Collier

Minister.Collier@dpc.wa.gov.au

or contact your local member:

Terry Waldron MLA

terry.waldron@mp.wa.gov.au

*Please refer to the notes regarding figures capped at +/- \$2000 in the research methodology.

Cranbrook Primary School

PO Box 109 CRANBROOK WA 6321

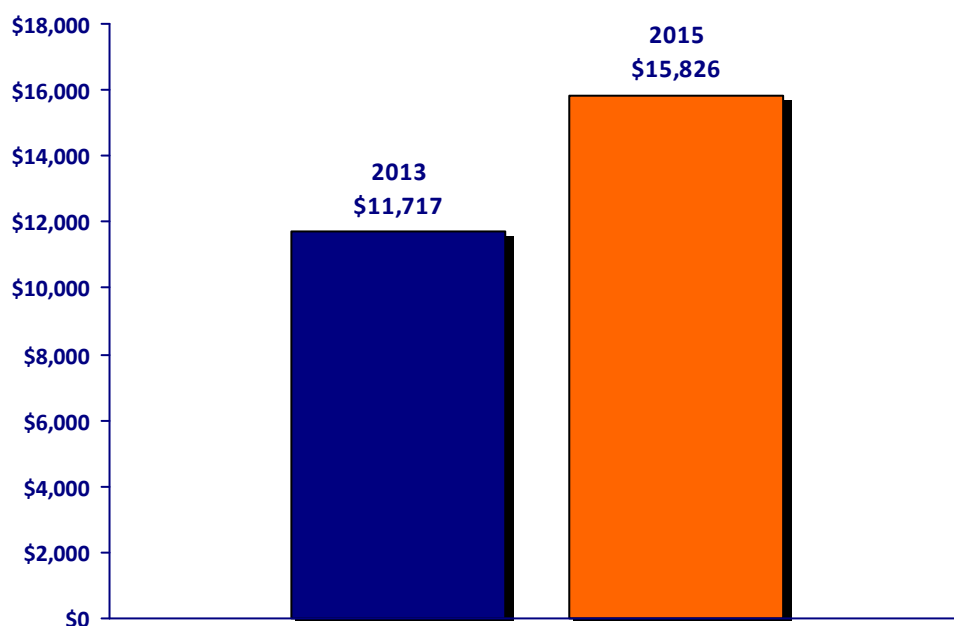
2015 Student Numbers

65

2015 WA government funding

\$1,028,716

Per student funding 2013 and 2015



Cranbrook Primary School

Comparison per student funding in individual school,
electorate schools average and WA schools average, 2013 and 2015

	2013	2015	Difference*
Cranbrook Primary School	\$11,717	\$15,826	\$4,110
Electorate All Schools	\$13,034	\$12,197	-\$838
WA All Schools	\$10,203	\$9,684	-\$520

Take action if you're not happy with the level of funding for your children's school:

Contact the Minister for Education, Peter Collier

Minister.Collier@dpc.wa.gov.au

or contact your local member:

Terry Waldron MLA

terry.waldron@mp.wa.gov.au

*Please refer to the notes regarding figures capped at +/- \$2000 in the research methodology.

Darkan Primary School

Darkan South Road DARKAN WA 6392

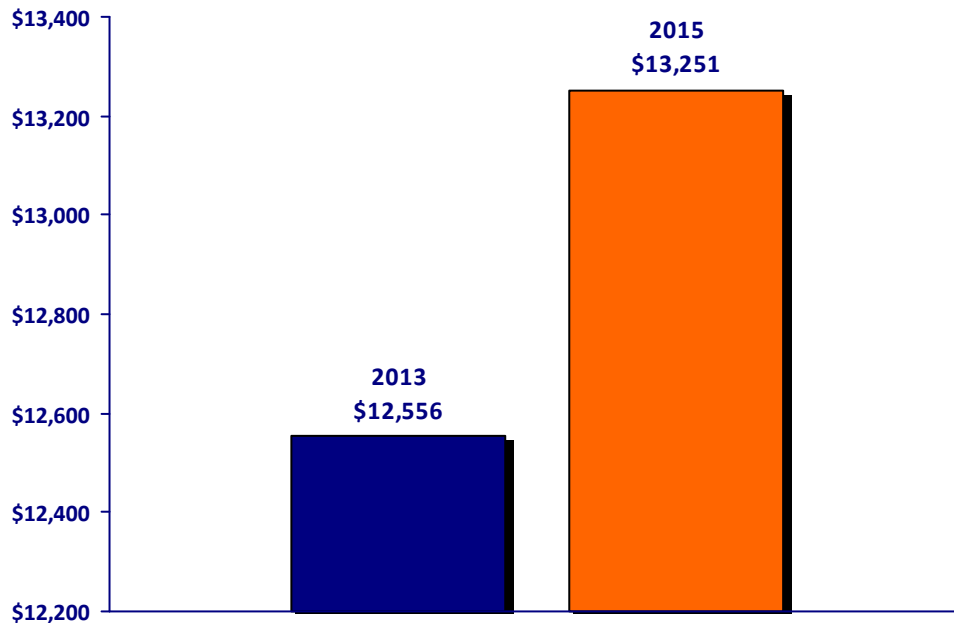
2015 Student Numbers

70

2015 WA government funding

\$927,544

Per student funding 2013 and 2015



Darkan Primary School

Comparison per student funding in individual school,
electorate schools average and WA schools average, 2013 and 2015

	2013	2015	Difference*
Darkan Primary School	\$12,556	\$13,251	\$695
Electorate All Schools	\$13,034	\$12,197	-\$838
WA All Schools	\$10,203	\$9,684	-\$520

Take action if you're not happy with the level of funding for your children's school:

Contact the Minister for Education, Peter Collier

Minister.Collier@dpc.wa.gov.au

or contact your local member:

Terry Waldron MLA

terry.waldron@mp.wa.gov.au

*Please refer to the notes regarding figures capped at +/- \$2000 in the research methodology.

Dumbleyung Primary School

49 Taylor Street DUMBLEYUNG WA 6350

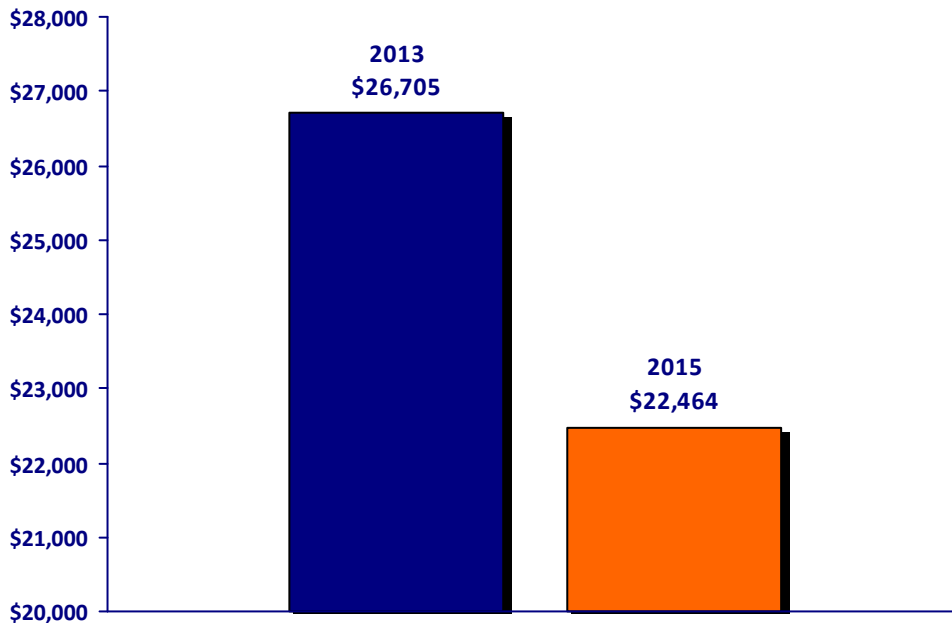
2015 Student Numbers

27

2015 WA government funding

\$606,530

Per student funding 2013 and 2015



Dumbleyung Primary School

Comparison per student funding in individual school,
electorate schools average and WA schools average, 2013 and 2015

	2013	2015	Difference*
Dumbleyung Primary School	\$26,705	\$22,464	-\$4,241
Electorate All Schools	\$13,034	\$12,197	-\$838
WA All Schools	\$10,203	\$9,684	-\$520

Take action if you're not happy with the level of funding for your children's school:

Contact the Minister for Education, Peter Collier

Minister.Collier@dpc.wa.gov.au

or contact your local member:

Terry Waldron MLA

terry.waldron@mp.wa.gov.au

*Please refer to the notes regarding figures capped at +/- \$2000 in the research methodology.

East Narrogin Primary School

Homer Street NARROGIN WA 6312

<http://www.eastnarroginps.wa.edu.au>

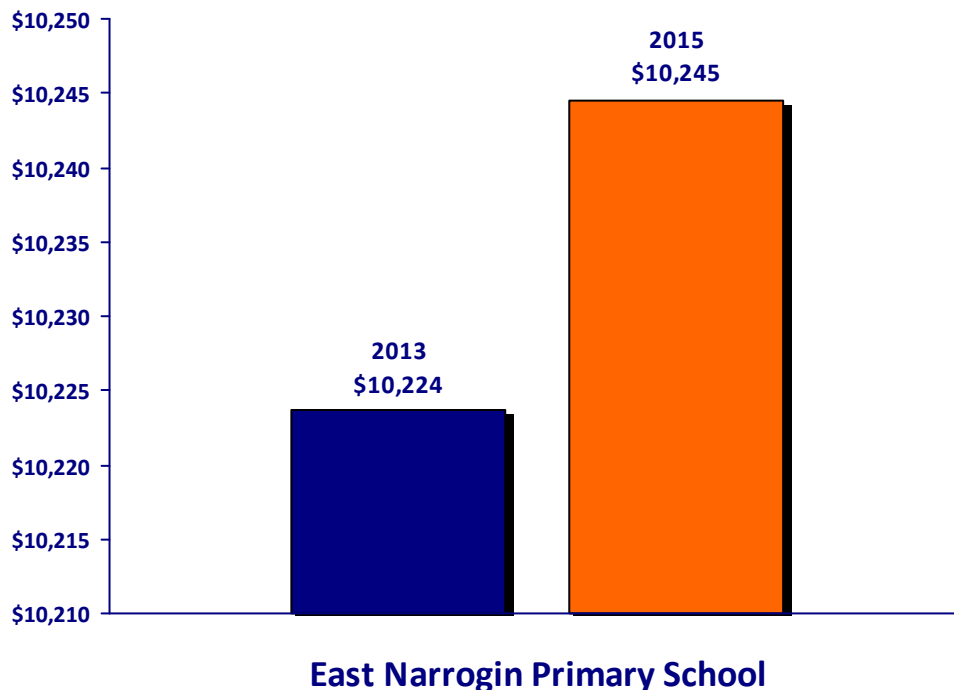
2015 Student Numbers

251

2015 WA government funding

\$2,571,385

Per student funding 2013 and 2015



Comparison per student funding in individual school, electorate schools average and WA schools average, 2013 and 2015

	2013	2015	Difference*
East Narrogin Primary School	\$10,224	\$10,245	\$21
Electorate All Schools	\$13,034	\$12,197	-\$838
WA All Schools	\$10,203	\$9,684	-\$520

Take action if you're not happy with the level of funding for your children's school:

Contact the Minister for Education, Peter Collier

Minister.Collier@dpc.wa.gov.au

or contact your local member:

Terry Waldron MLA

terry.waldron@mp.wa.gov.au

*Please refer to the notes regarding figures capped at +/- \$2000 in the research methodology.

Frankland River Primary School

C/- Post Office FRANKLAND WA 6396

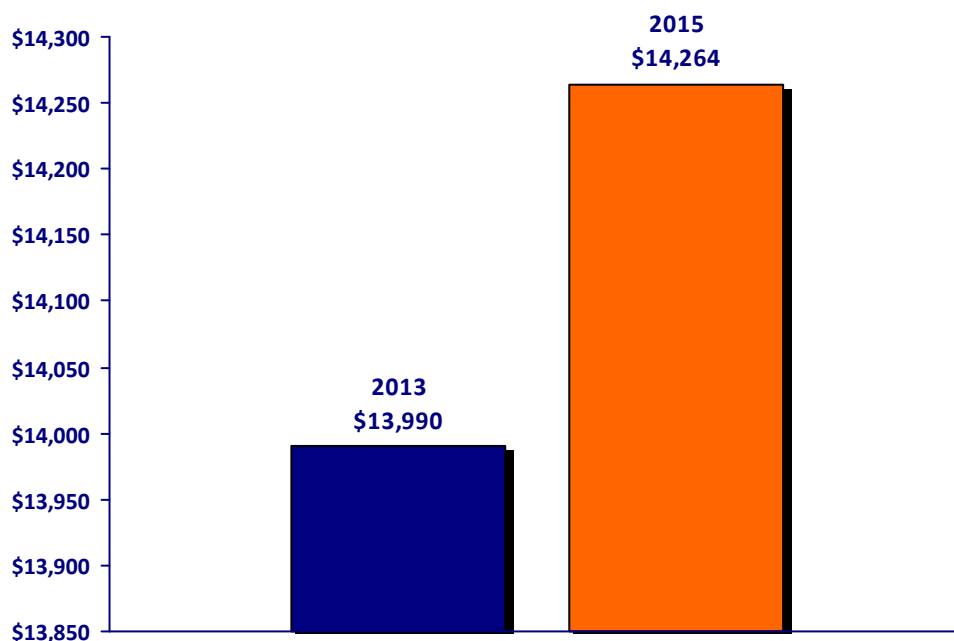
2015 Student Numbers

58

2015 WA government funding

\$827,334

Per student funding 2013 and 2015



Frankland River Primary School

Comparison per student funding in individual school,
electorate schools average and WA schools average, 2013 and 2015

	2013	2015	Difference*
Frankland River Primary School	\$13,990	\$14,264	\$274
Electorate All Schools	\$13,034	\$12,197	-\$838
WA All Schools	\$10,203	\$9,684	-\$520

Take action if you're not happy with the level of funding for your children's school:

Contact the Minister for Education, Peter Collier

Minister.Collier@dpc.wa.gov.au

or contact your local member:

Terry Waldron MLA

terry.waldron@mp.wa.gov.au

*Please refer to the notes regarding figures capped at +/- \$2000 in the research methodology.

Gairdner Primary School

45 Gairdner Road South GAIRDNER WA 6337

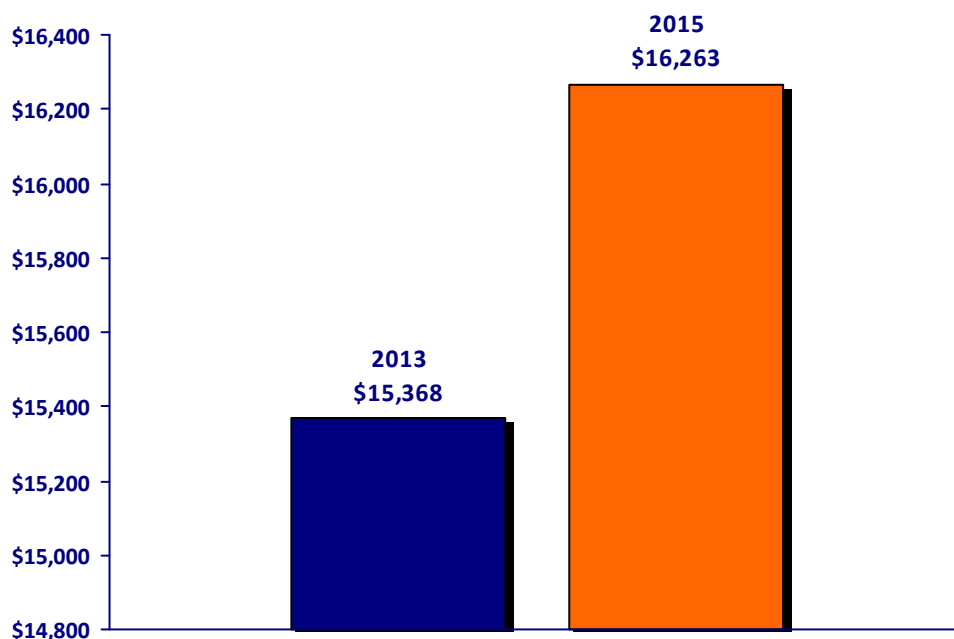
2015 Student Numbers

49

2015 WA government funding

\$796,907

Per student funding 2013 and 2015



Gairdner Primary School

Comparison per student funding in individual school,
electorate schools average and WA schools average, 2013 and 2015

	2013	2015	Difference*
Gairdner Primary School	\$15,368	\$16,263	\$896
Electorate All Schools	\$13,034	\$12,197	-\$838
WA All Schools	\$10,203	\$9,684	-\$520

Take action if you're not happy with the level of funding for your children's school:

Contact the Minister for Education, Peter Collier

Minister.Collier@dpc.wa.gov.au

or contact your local member:

Terry Waldron MLA

terry.waldron@mp.wa.gov.au

*Please refer to the notes regarding figures capped at +/- \$2000 in the research methodology.

Gnowangerup District High School

Yougenup Road GNOWANGERUP WA 6335

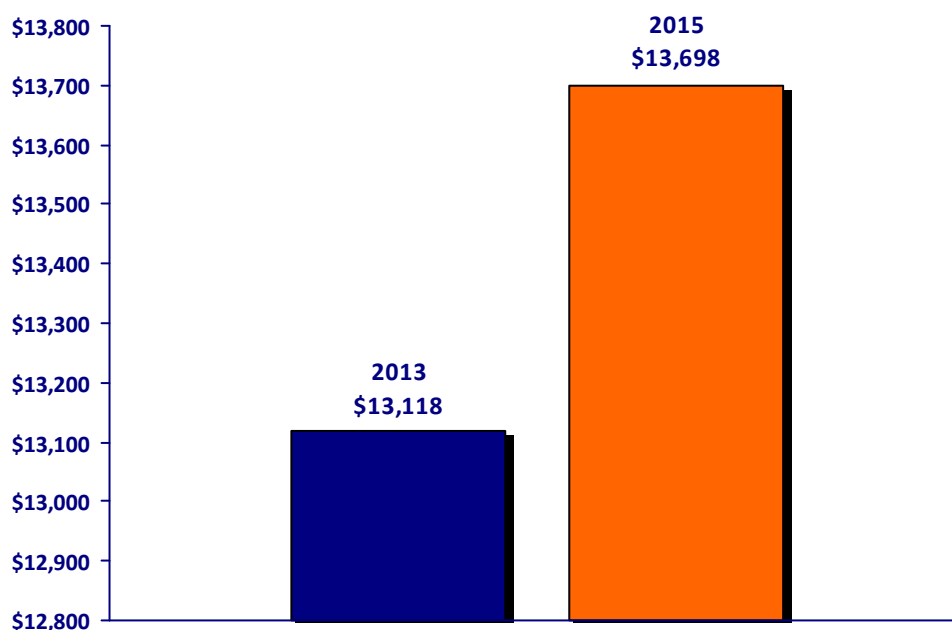
2015 Student Numbers

144

2015 WA government funding

\$1,972,476

Per student funding 2013 and 2015



Gnowangerup District High School

Comparison per student funding in individual school,
electorate schools average and WA schools average, 2013 and 2015

	2013	2015	Difference*
Gnowangerup District High School	\$13,118	\$13,698	\$579
Electorate All Schools	\$13,034	\$12,197	-\$838
WA All Schools	\$10,203	\$9,684	-\$520

Take action if you're not happy with the level of funding for your children's school:

Contact the Minister for Education, Peter Collier

Minister.Collier@dpc.wa.gov.au

or contact your local member:

Terry Waldron MLA

terry.waldron@mp.wa.gov.au

*Please refer to the notes regarding figures capped at +/- \$2000 in the research methodology.

Katanning Primary School

15 Dore Street KATANNING WA 6317

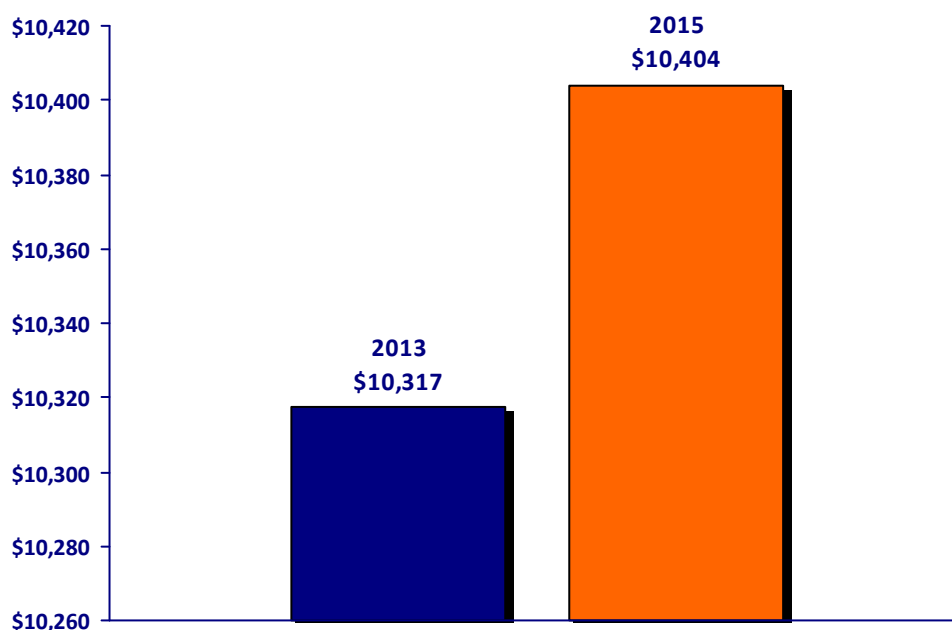
2015 Student Numbers

226

2015 WA government funding

\$2,351,293

Per student funding 2013 and 2015



Katanning Primary School

Comparison per student funding in individual school,
electorate schools average and WA schools average, 2013 and 2015

	2013	2015	Difference*
Katanning Primary School	\$10,317	\$10,404	\$87
Electorate All Schools	\$13,034	\$12,197	-\$838
WA All Schools	\$10,203	\$9,684	-\$520

Take action if you're not happy with the level of funding for your children's school:

Contact the Minister for Education, Peter Collier

Minister.Collier@dpc.wa.gov.au

or contact your local member:

Terry Waldron MLA

terry.waldron@mp.wa.gov.au

*Please refer to the notes regarding figures capped at +/- \$2000 in the research methodology.

Katanning Senior High School

2-8 Golf Links Road KATANNING WA 6317

<http://www.katanningshs.det.wa.edu.au>

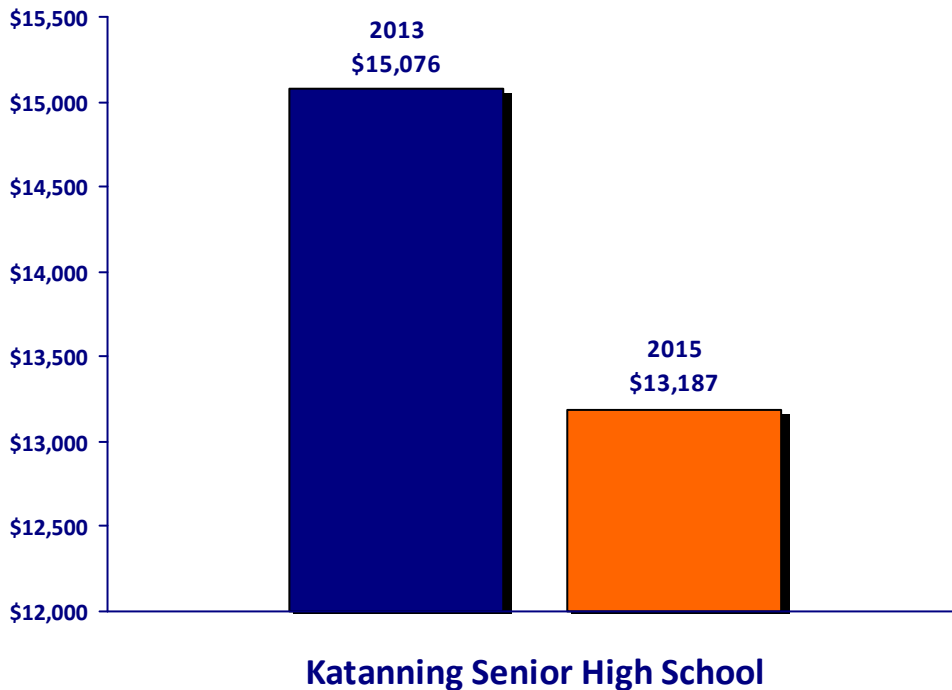
2015 Student Numbers

383

2015 WA government funding

\$5,050,443

Per student funding 2013 and 2015



Comparison per student funding in individual school, electorate schools average and WA schools average, 2013 and 2015

	2013	2015	Difference*
Katanning Senior High School	\$15,076	\$13,187	-\$1,890
Electorate All Schools	\$13,034	\$12,197	-\$838
WA All Schools	\$10,203	\$9,684	-\$520

Take action if you're not happy with the level of funding for your children's school:

Contact the Minister for Education, Peter Collier

Minister.Collier@dpc.wa.gov.au

or contact your local member:

Terry Waldron MLA

terry.waldron@mp.wa.gov.au

*Please refer to the notes regarding figures capped at +/- \$2000 in the research methodology.

Kendenup Primary School

Austin Street KENDENUP WA 6323

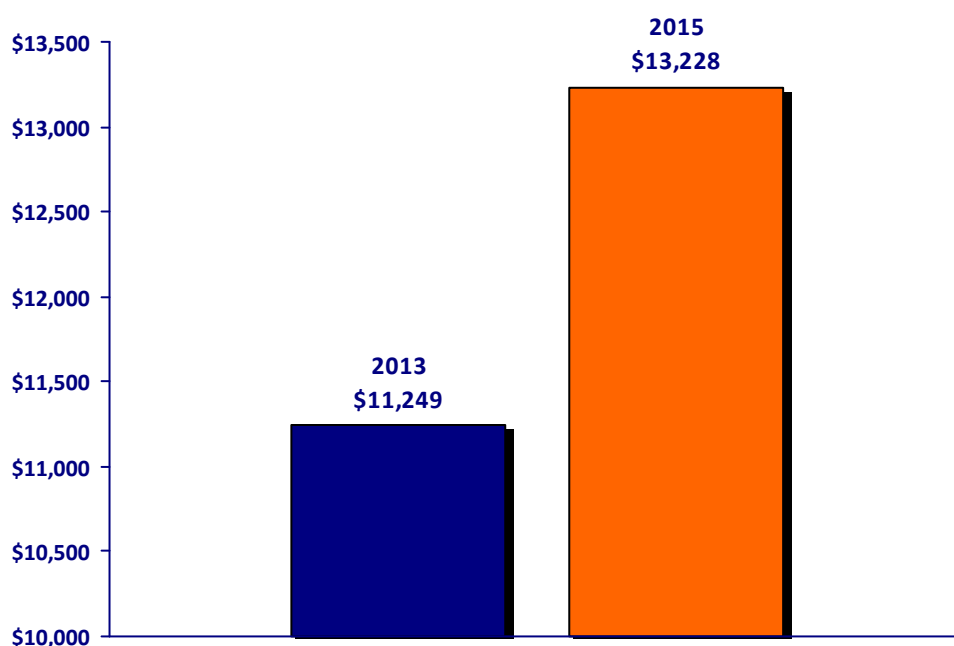
2015 Student Numbers

96

2015 WA government funding

\$1,269,890

Per student funding 2013 and 2015



Kendenup Primary School

Comparison per student funding in individual school,
electorate schools average and WA schools average, 2013 and 2015

	2013	2015	Difference*
Kendenup Primary School	\$11,249	\$13,228	\$1,980
Electorate All Schools	\$13,034	\$12,197	-\$838
WA All Schools	\$10,203	\$9,684	-\$520

Take action if you're not happy with the level of funding for your children's school:

Contact the Minister for Education, Peter Collier

Minister.Collier@dpc.wa.gov.au

or contact your local member:

Terry Waldron MLA

terry.waldron@mp.wa.gov.au

*Please refer to the notes regarding figures capped at +/- \$2000 in the research methodology.

Kojonup District High School

Blackwood Road KOJONUP WA 6395

<http://www.kojonupdhs.wa.edu.au>

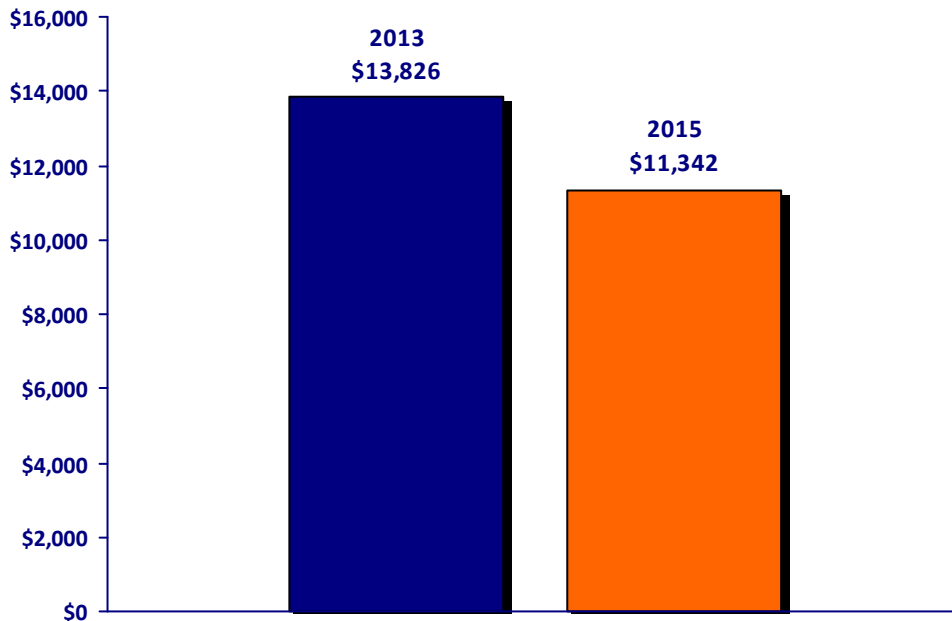
2015 Student Numbers

254

2015 WA government funding

\$2,880,867

Per student funding 2013 and 2015



Kojonup District High School

Comparison per student funding in individual school,
electorate schools average and WA schools average, 2013 and 2015

	2013	2015	Difference*
Kojonup District High School	\$13,826	\$11,342	-\$2,484
Electorate All Schools	\$13,034	\$12,197	-\$838
WA All Schools	\$10,203	\$9,684	-\$520

Take action if you're not happy with the level of funding for your children's school:

Contact the Minister for Education, Peter Collier

Minister.Collier@dpc.wa.gov.au

or contact your local member:

Terry Waldron MLA

terry.waldron@mp.wa.gov.au

*Please refer to the notes regarding figures capped at +/- \$2000 in the research methodology.

Kukerin Primary School

10 Bennett Street KUKERIN WA 6352

<http://www.kukerinps.det.wa.edu.au>

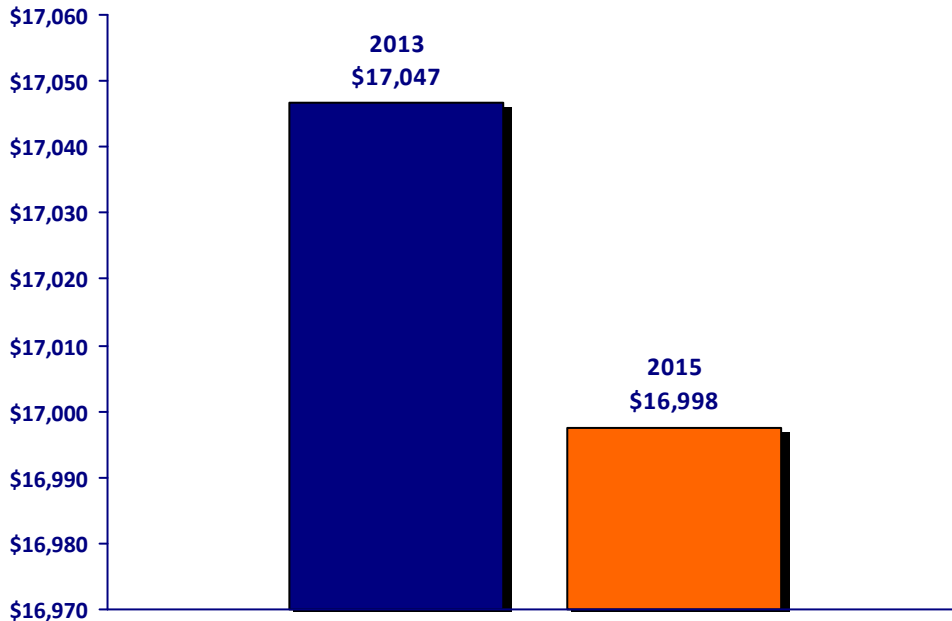
2015 Student Numbers

43

2015 WA government funding

\$730,894

Per student funding 2013 and 2015



Kukerin Primary School

Comparison per student funding in individual school,
electorate schools average and WA schools average, 2013 and 2015

	2013	2015	Difference*
Kukerin Primary School	\$17,047	\$16,998	-\$49
Electorate All Schools	\$13,034	\$12,197	-\$838
WA All Schools	\$10,203	\$9,684	-\$520

Take action if you're not happy with the level of funding for your children's school:

Contact the Minister for Education, Peter Collier

Minister.Collier@dpc.wa.gov.au

or contact your local member:

Terry Waldron MLA

terry.waldron@mp.wa.gov.au

*Please refer to the notes regarding figures capped at +/- \$2000 in the research methodology.

Kulin District High School

PO Box 19 KULIN WA 6365

<http://www.kulindhs.wa.edu.au>

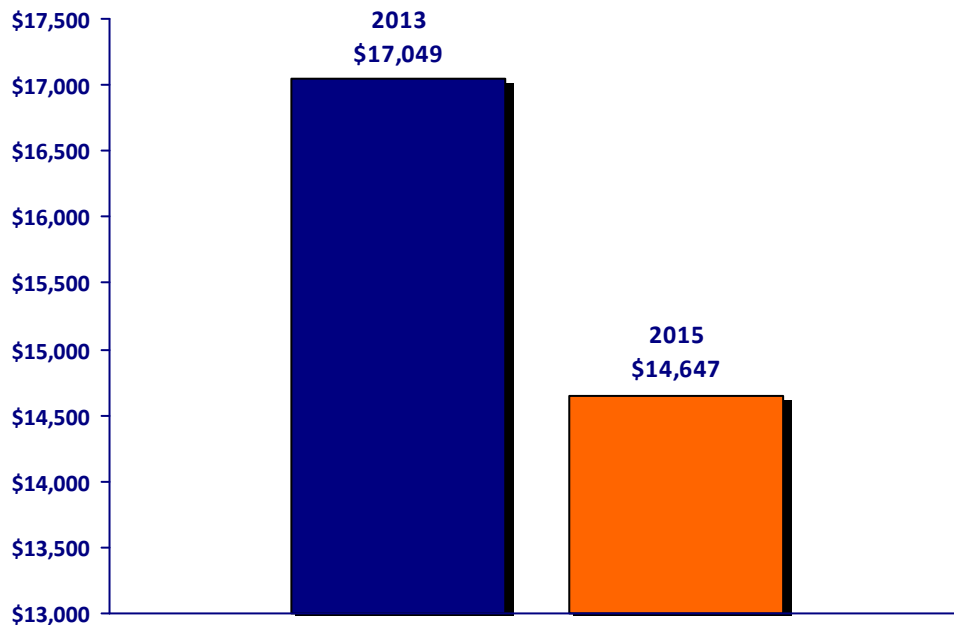
2015 Student Numbers

117

2015 WA government funding

\$1,713,736

Per student funding 2013 and 2015



Kulin District High School

Comparison per student funding in individual school,
electorate schools average and WA schools average, 2013 and 2015

	2013	2015	Difference*
Kulin District High School	\$17,049	\$14,647	-\$2,401
Electorate All Schools	\$13,034	\$12,197	-\$838
WA All Schools	\$10,203	\$9,684	-\$520

Take action if you're not happy with the level of funding for your children's school:

Contact the Minister for Education, Peter Collier

Minister.Collier@dpc.wa.gov.au

or contact your local member:

Terry Waldron MLA

terry.waldron@mp.wa.gov.au

*Please refer to the notes regarding figures capped at +/- \$2000 in the research methodology.

Lake Grace District High School

1 School Place LAKE GRACE WA 6353

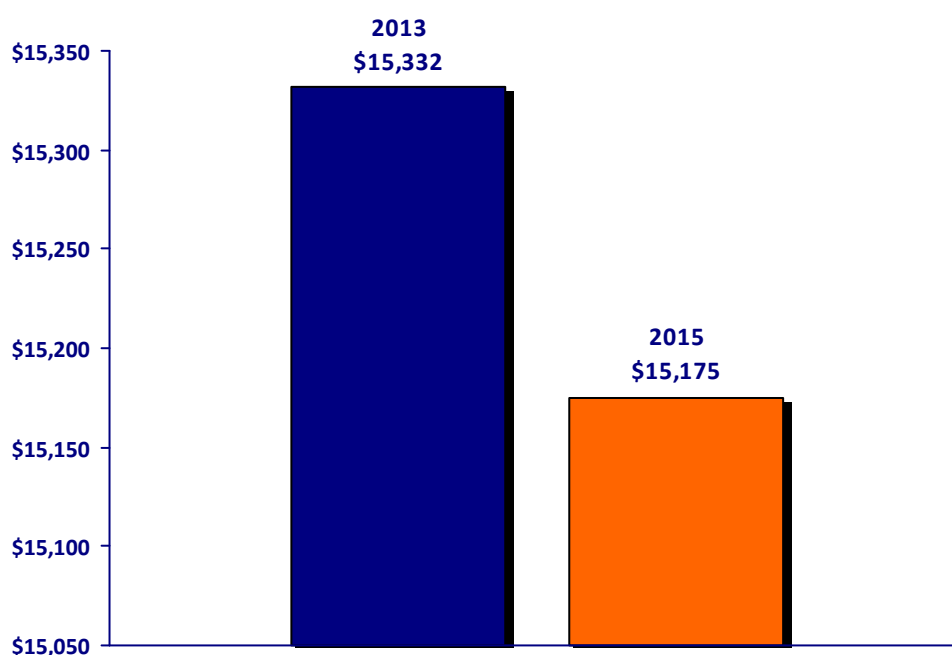
2015 Student Numbers

106

2015 WA government funding

\$1,608,534

Per student funding 2013 and 2015



Lake Grace District High School

Comparison per student funding in individual school,
electorate schools average and WA schools average, 2013 and 2015

	2013	2015	Difference*
Lake Grace District High School	\$15,332	\$15,175	-\$157
Electorate All Schools	\$13,034	\$12,197	-\$838
WA All Schools	\$10,203	\$9,684	-\$520

Take action if you're not happy with the level of funding for your children's school:

Contact the Minister for Education, Peter Collier

Minister.Collier@dpc.wa.gov.au

or contact your local member:

Terry Waldron MLA

terry.waldron@mp.wa.gov.au

*Please refer to the notes regarding figures capped at +/- \$2000 in the research methodology.

Lake King Primary School

C/- Post Office LAKE KING WA 6356

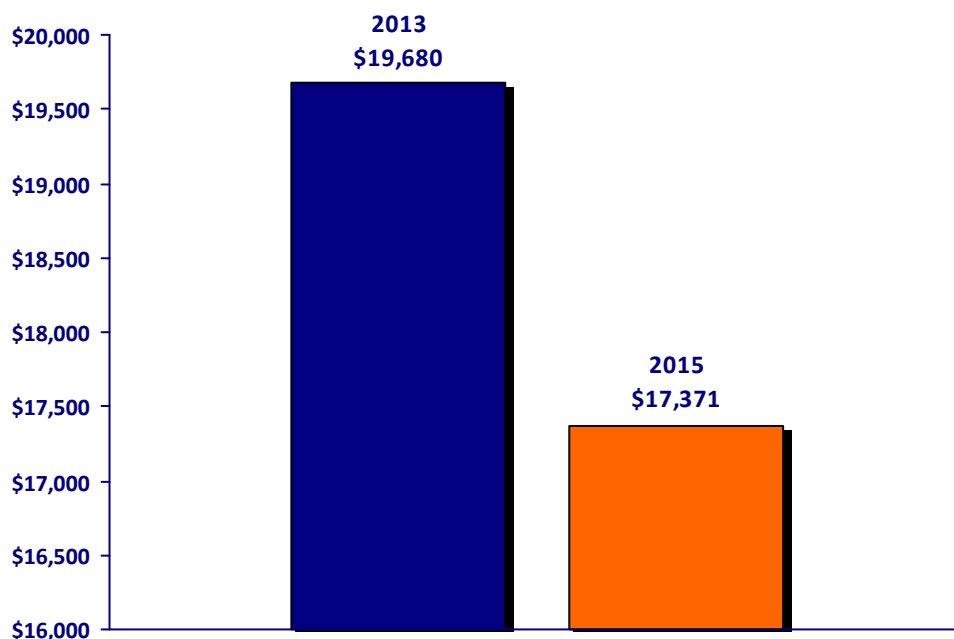
2015 Student Numbers

45

2015 WA government funding

\$781,683

Per student funding 2013 and 2015



Lake King Primary School

Comparison per student funding in individual school,
electorate schools average and WA schools average, 2013 and 2015

	2013	2015	Difference*
Lake King Primary School	\$19,680	\$17,371	-\$2,309
Electorate All Schools	\$13,034	\$12,197	-\$838
WA All Schools	\$10,203	\$9,684	-\$520

Take action if you're not happy with the level of funding for your children's school:

Contact the Minister for Education, Peter Collier

Minister.Collier@dpc.wa.gov.au

or contact your local member:

Terry Waldron MLA

terry.waldron@mp.wa.gov.au

*Please refer to the notes regarding figures capped at +/- \$2000 in the research methodology.

Mount Barker Community College

PO Box 116 MOUNT BARKER WA 6324

<http://mountbarkercommunitycollege.wa.edu.au/>

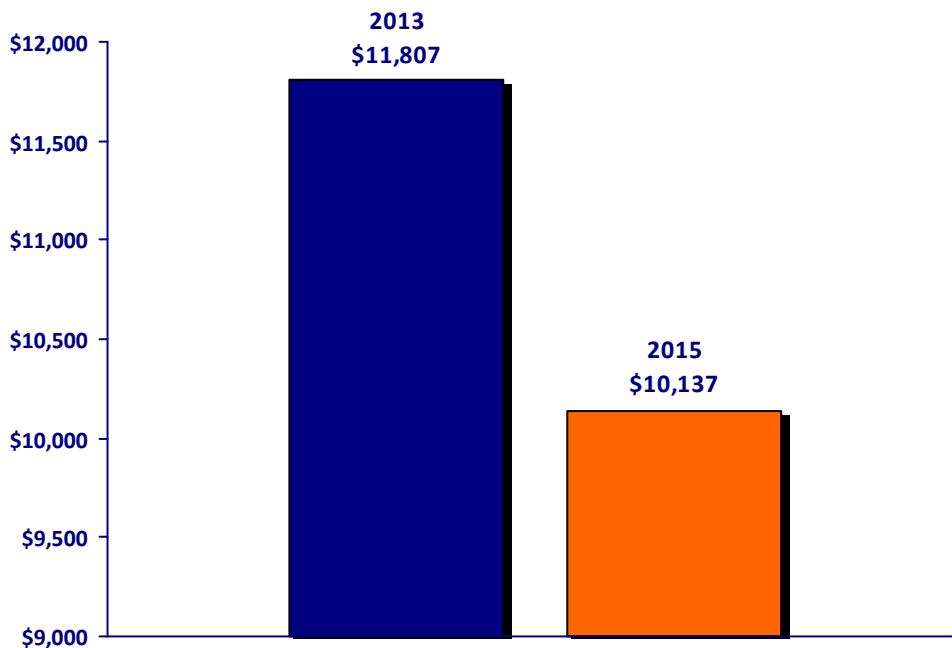
2015 Student Numbers

719

2015 WA government funding

\$7,288,837

Per student funding 2013 and 2015



Mount Barker Community College

Comparison per student funding in individual school,
electorate schools average and WA schools average, 2013 and 2015

	2013	2015	Difference*
Mount Barker Community Colleg	\$11,807	\$10,137	-\$1,669
Electorate All Schools	\$13,034	\$12,197	-\$838
WA All Schools	\$10,203	\$9,684	-\$520

Take action if you're not happy with the level of funding for your children's school:

Contact the Minister for Education, Peter Collier

Minister.Collier@dpc.wa.gov.au

or contact your local member:

Terry Waldron MLA

terry.waldron@mp.wa.gov.au

*Please refer to the notes regarding figures capped at +/- \$2000 in the research methodology.

Narrogin Primary School

PO Box 107 NARROGIN WA 6312

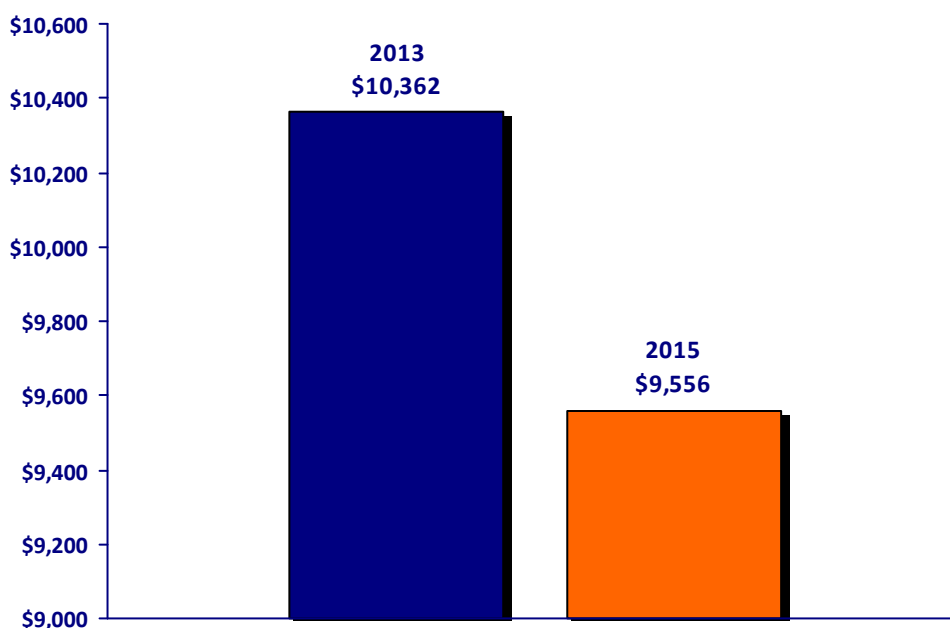
2015 Student Numbers

306

2015 WA government funding

\$2,924,150

Per student funding 2013 and 2015



Narrogin Primary School

Comparison per student funding in individual school,
electorate schools average and WA schools average, 2013 and 2015

	2013	2015	Difference*
Narrogin Primary School	\$10,362	\$9,556	-\$806
Electorate All Schools	\$13,034	\$12,197	-\$838
WA All Schools	\$10,203	\$9,684	-\$520

Take action if you're not happy with the level of funding for your children's school:

Contact the Minister for Education, Peter Collier

Minister.Collier@dpc.wa.gov.au

or contact your local member:

Terry Waldron MLA

terry.waldron@mp.wa.gov.au

*Please refer to the notes regarding figures capped at +/- \$2000 in the research methodology.

Narrogin Senior High School

PMB 2 NARROGIN WA 6312

<http://www.nshs.wa.edu.au/>

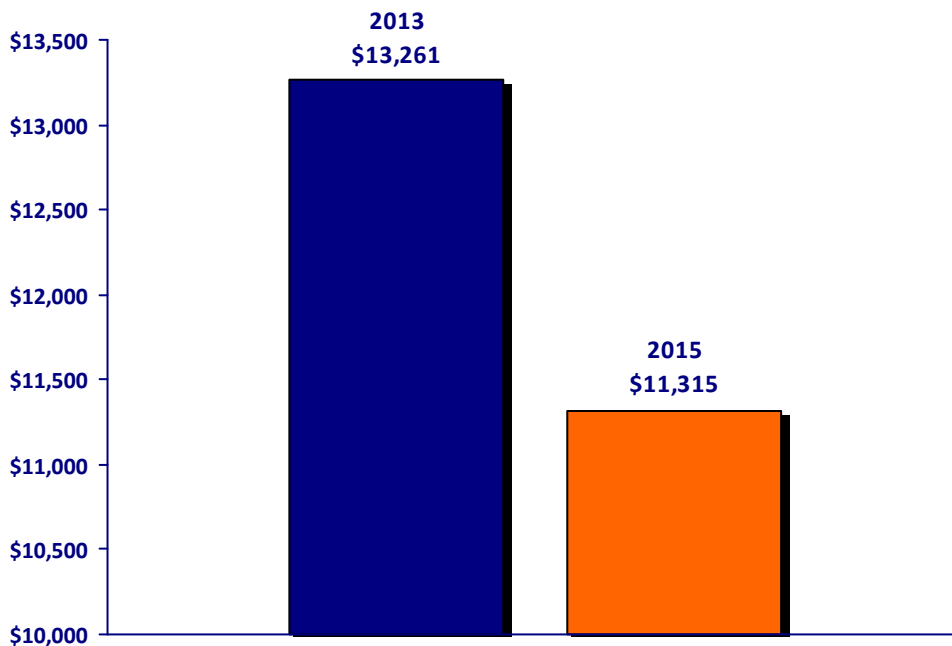
2015 Student Numbers

769

2015 WA government funding

\$8,700,929

Per student funding 2013 and 2015



Narrogin Senior High School

Comparison per student funding in individual school,
electorate schools average and WA schools average, 2013 and 2015

	2013	2015	Difference*
Narrogin Senior High School	\$13,261	\$11,315	-\$1,946
Electorate All Schools	\$13,034	\$12,197	-\$838
WA All Schools	\$10,203	\$9,684	-\$520

Take action if you're not happy with the level of funding for your children's school:

Contact the Minister for Education, Peter Collier

Minister.Collier@dpc.wa.gov.au

or contact your local member:

Terry Waldron MLA

terry.waldron@mp.wa.gov.au

*Please refer to the notes regarding figures capped at +/- \$2000 in the research methodology.

Newdegate Primary School

PO Box 135 NEWDEGATE WA 6355

<http://www.newdegateps.wa.edu.au>

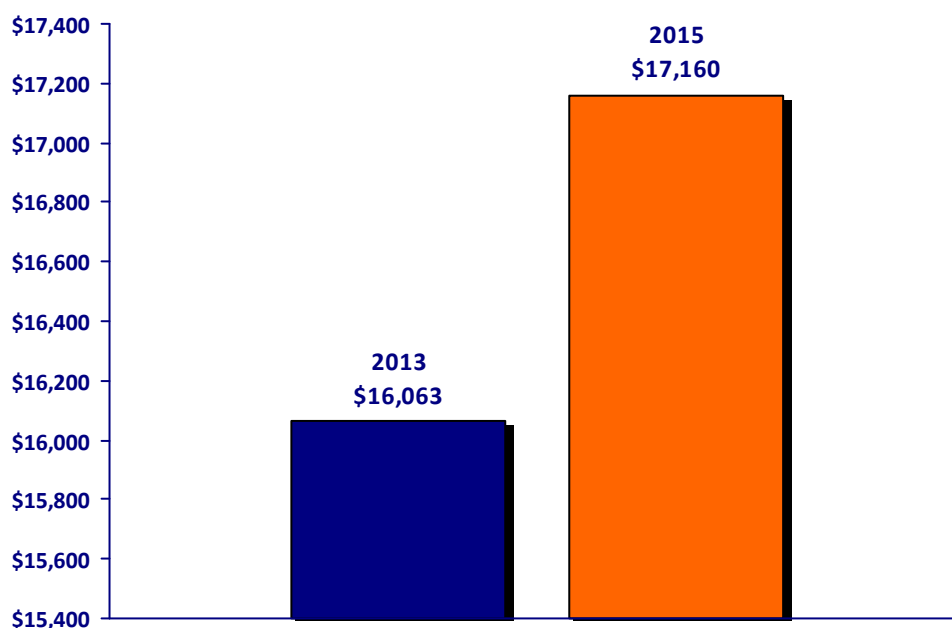
2015 Student Numbers

46

2015 WA government funding

\$789,340

Per student funding 2013 and 2015



Newdegate Primary School

Comparison per student funding in individual school,
electorate schools average and WA schools average, 2013 and 2015

	2013	2015	Difference*
Newdegate Primary School	\$16,063	\$17,160	\$1,096
Electorate All Schools	\$13,034	\$12,197	-\$838
WA All Schools	\$10,203	\$9,684	-\$520

Take action if you're not happy with the level of funding for your children's school:

Contact the Minister for Education, Peter Collier

Minister.Collier@dpc.wa.gov.au

or contact your local member:

Terry Waldron MLA

terry.waldron@mp.wa.gov.au

*Please refer to the notes regarding figures capped at +/- \$2000 in the research methodology.

Nyabing Primary School

C/- Post Office NYABING WA 6341

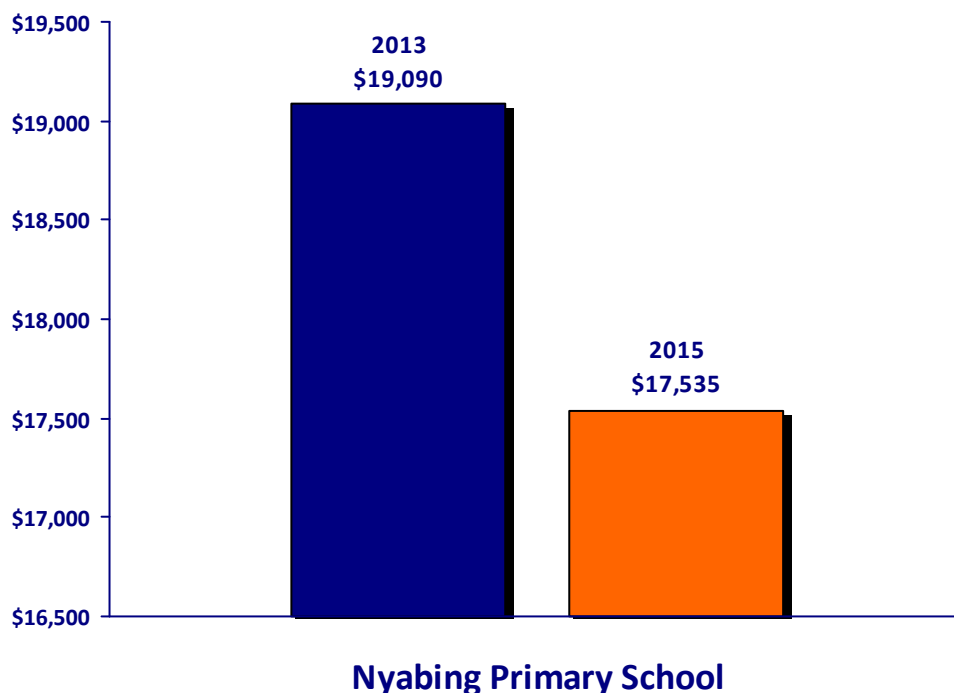
2015 Student Numbers

37

2015 WA government funding

\$648,798

Per student funding 2013 and 2015



Comparison per student funding in individual school, electorate schools average and WA schools average, 2013 and 2015

	2013	2015	Difference*
Nyabing Primary School	\$19,090	\$17,535	-\$1,555
Electorate All Schools	\$13,034	\$12,197	-\$838
WA All Schools	\$10,203	\$9,684	-\$520

Take action if you're not happy with the level of funding for your children's school:

Contact the Minister for Education, Peter Collier

Minister.Collier@dpc.wa.gov.au

or contact your local member:

Terry Waldron MLA

terry.waldron@mp.wa.gov.au

*Please refer to the notes regarding figures capped at +/- \$2000 in the research methodology.

Ongerup Primary School

PO Box 64 ONGERUP WA 6336

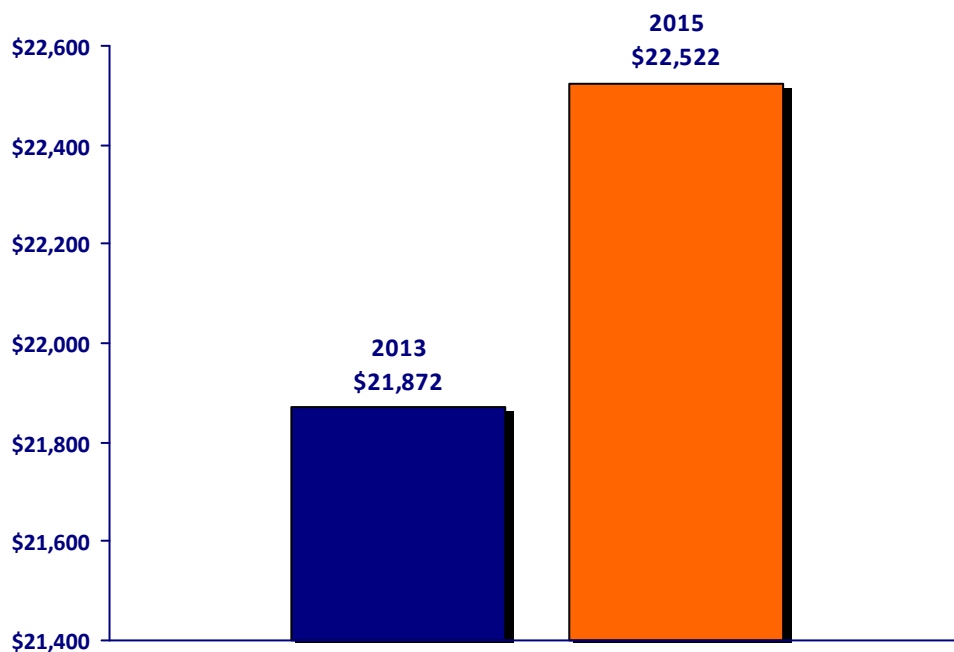
2015 Student Numbers

24

2015 WA government funding

\$540,525

Per student funding 2013 and 2015



Ongerup Primary School

Comparison per student funding in individual school,
electorate schools average and WA schools average, 2013 and 2015

	2013	2015	Difference*
Ongerup Primary School	\$21,872	\$22,522	\$650
Electorate All Schools	\$13,034	\$12,197	-\$838
WA All Schools	\$10,203	\$9,684	-\$520

Take action if you're not happy with the level of funding for your children's school:

Contact the Minister for Education, Peter Collier

Minister.Collier@dpc.wa.gov.au

or contact your local member:

Terry Waldron MLA

terry.waldron@mp.wa.gov.au

*Please refer to the notes regarding figures capped at +/- \$2000 in the research methodology.

Pingelly Primary School

39 Park Street PINGELLY WA 6308

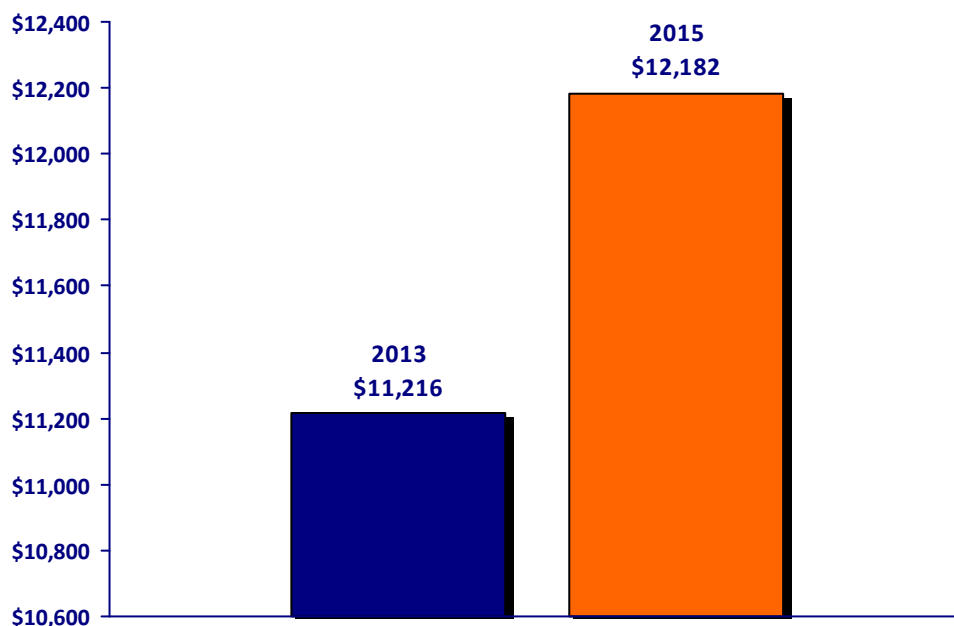
2015 Student Numbers

122

2015 WA government funding

\$1,486,155

Per student funding 2013 and 2015



Pingelly Primary School

Comparison per student funding in individual school,
electorate schools average and WA schools average, 2013 and 2015

	2013	2015	Difference*
Pingelly Primary School	\$11,216	\$12,182	\$966
Electorate All Schools	\$13,034	\$12,197	-\$838
WA All Schools	\$10,203	\$9,684	-\$520

Take action if you're not happy with the level of funding for your children's school:

Contact the Minister for Education, Peter Collier

Minister.Collier@dpc.wa.gov.au

or contact your local member:

Terry Waldron MLA

terry.waldron@mp.wa.gov.au

*Please refer to the notes regarding figures capped at +/- \$2000 in the research methodology.

Pingrup Primary School

Carrie Street PINGRUP WA 6343

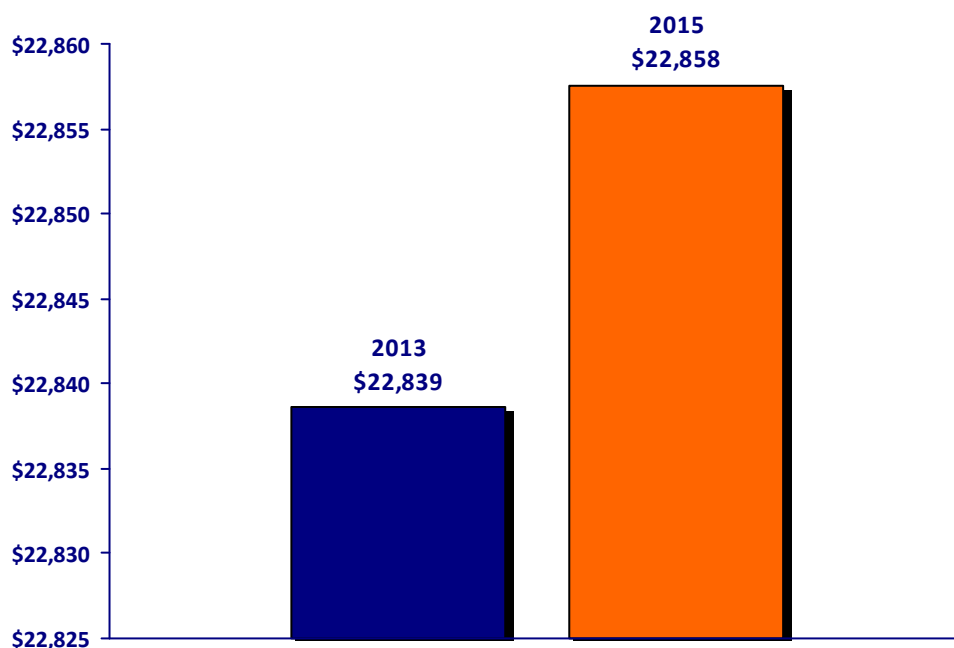
2015 Student Numbers

23

2015 WA government funding

\$525,723

Per student funding 2013 and 2015



Pingrup Primary School

Comparison per student funding in individual school,
electorate schools average and WA schools average, 2013 and 2015

	2013	2015	Difference*
Pingrup Primary School	\$22,839	\$22,858	\$19
Electorate All Schools	\$13,034	\$12,197	-\$838
WA All Schools	\$10,203	\$9,684	-\$520

Take action if you're not happy with the level of funding for your children's school:

Contact the Minister for Education, Peter Collier

Minister.Collier@dpc.wa.gov.au

or contact your local member:

Terry Waldron MLA

terry.waldron@mp.wa.gov.au

*Please refer to the notes regarding figures capped at +/- \$2000 in the research methodology.

Tambellup Primary School

Taylor Street TAMBELLUP WA 6320

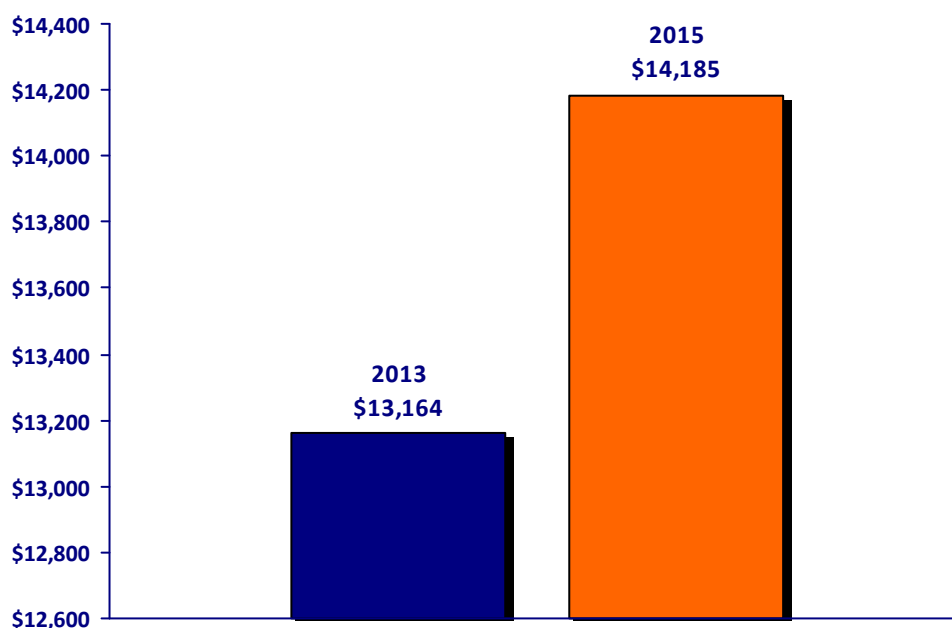
2015 Student Numbers

81

2015 WA government funding

\$1,148,952

Per student funding 2013 and 2015



Tambellup Primary School

Comparison per student funding in individual school,
electorate schools average and WA schools average, 2013 and 2015

	2013	2015	Difference*
Tambellup Primary School	\$13,164	\$14,185	\$1,020
Electorate All Schools	\$13,034	\$12,197	-\$838
WA All Schools	\$10,203	\$9,684	-\$520

Take action if you're not happy with the level of funding for your children's school:

Contact the Minister for Education, Peter Collier

Minister.Collier@dpc.wa.gov.au

or contact your local member:

Terry Waldron MLA

terry.waldron@mp.wa.gov.au

*Please refer to the notes regarding figures capped at +/- \$2000 in the research methodology.

Tincurrin Primary School

PO Box 39 TINCURRIN WA 6361

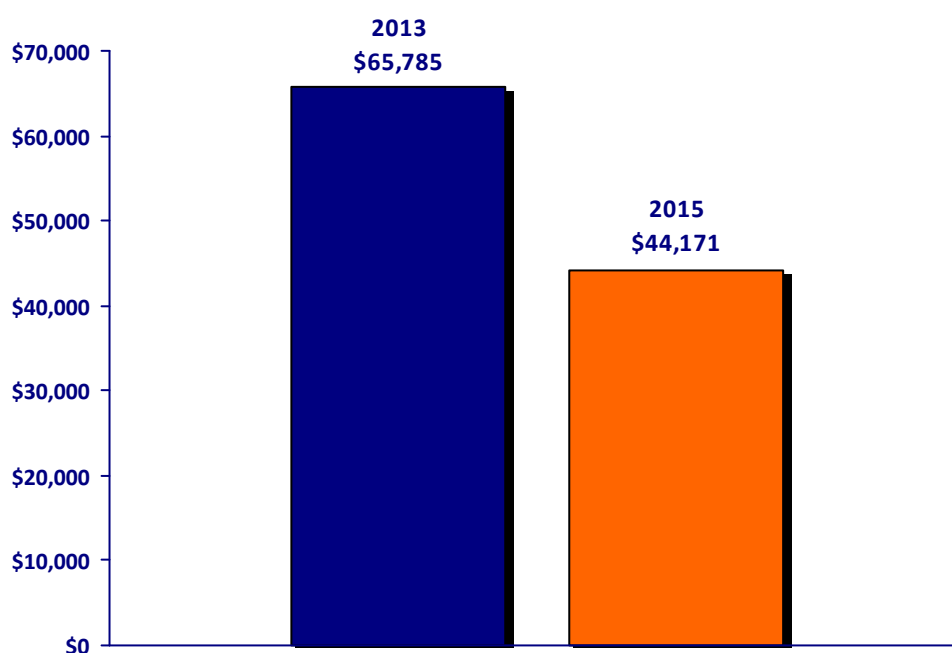
2015 Student Numbers

10

2015 WA government funding

\$441,706

Per student funding 2013 and 2015



Tincurrin Primary School

Comparison per student funding in individual school, electorate schools average and WA schools average, 2013 and 2015

	2013	2015	Difference*
Tincurrin Primary School	\$65,785	\$44,171	-\$21,615
Electorate All Schools	\$13,034	\$12,197	-\$838
WA All Schools	\$10,203	\$9,684	-\$520

Take action if you're not happy with the level of funding for your children's school:

Contact the Minister for Education, Peter Collier

Minister.Collier@dpc.wa.gov.au

or contact your local member:

Terry Waldron MLA

terry.waldron@mp.wa.gov.au

*Please refer to the notes regarding figures capped at +/- \$2000 in the research methodology.

Wagin District High School

10 Ranford Street WAGIN WA 6315

<http://www.wagindhs.wa.edu.au>

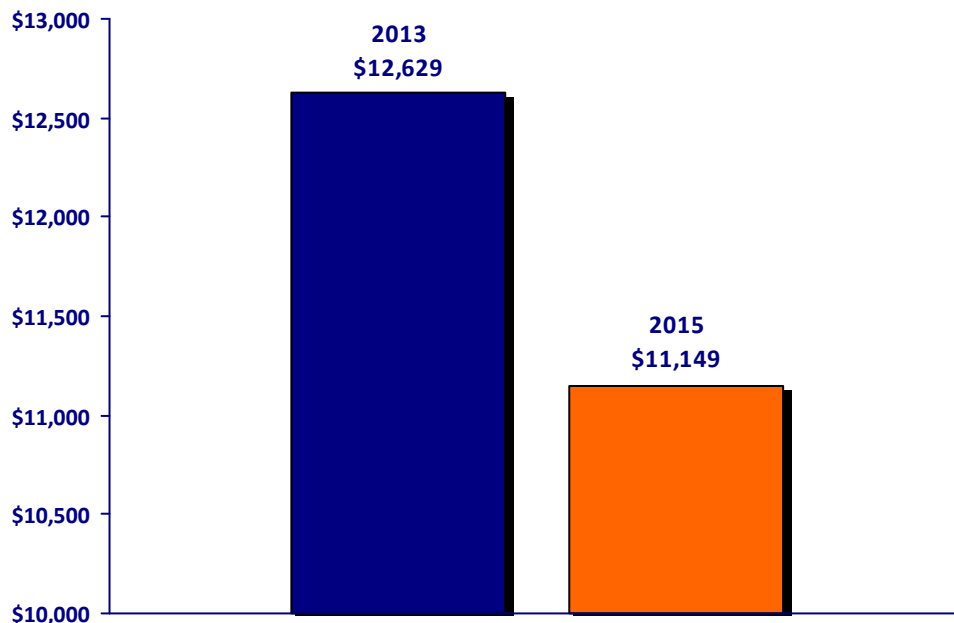
2015 Student Numbers

296

2015 WA government funding

\$3,300,228

Per student funding 2013 and 2015



Wagin District High School

Comparison per student funding in individual school,
electorate schools average and WA schools average, 2013 and 2015

	2013	2015	Difference*
Wagin District High School	\$12,629	\$11,149	-\$1,479
Electorate All Schools	\$13,034	\$12,197	-\$838
WA All Schools	\$10,203	\$9,684	-\$520

Take action if you're not happy with the level of funding for your children's school:

Contact the Minister for Education, Peter Collier

Minister.Collier@dpc.wa.gov.au

or contact your local member:

Terry Waldron MLA

terry.waldron@mp.wa.gov.au

*Please refer to the notes regarding figures capped at +/- \$2000 in the research methodology.

Wandering Primary School

C/- Post Office WANDERING WA 6308

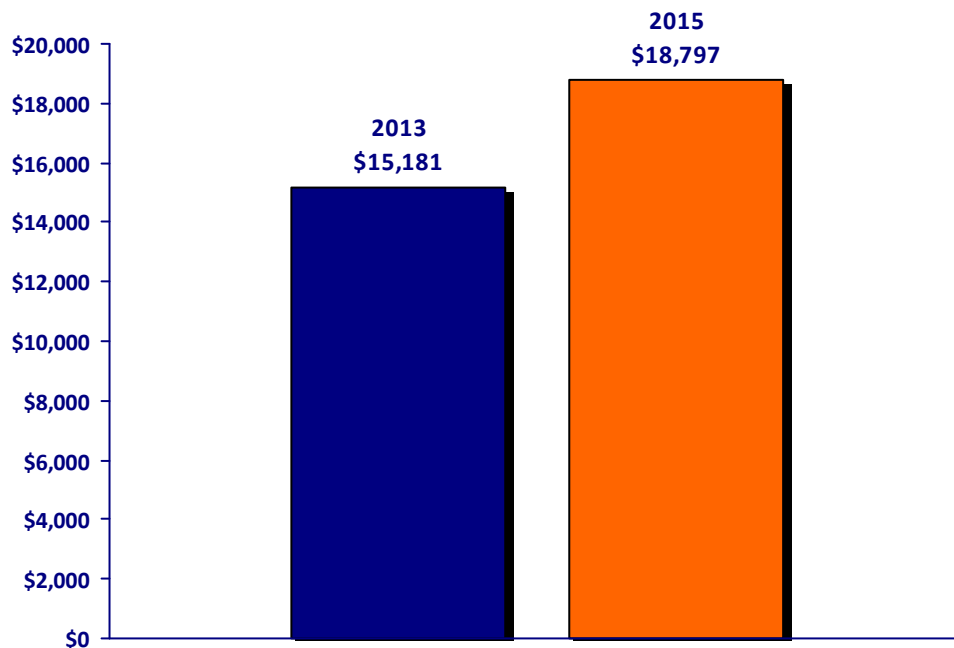
2015 Student Numbers

29

2015 WA government funding

\$545,127

Per student funding 2013 and 2015



Wandering Primary School

Comparison per student funding in individual school,
electorate schools average and WA schools average, 2013 and 2015

	2013	2015	Difference*
Wandering Primary School	\$15,181	\$18,797	\$3,616
Electorate All Schools	\$13,034	\$12,197	-\$838
WA All Schools	\$10,203	\$9,684	-\$520

Take action if you're not happy with the level of funding for your children's school:

Contact the Minister for Education, Peter Collier

Minister.Collier@dpc.wa.gov.au

or contact your local member:

Terry Waldron MLA

terry.waldron@mp.wa.gov.au

*Please refer to the notes regarding figures capped at +/- \$2000 in the research methodology.

Wickepin Primary School

44 Henry Street WICKEPIN WA 6370

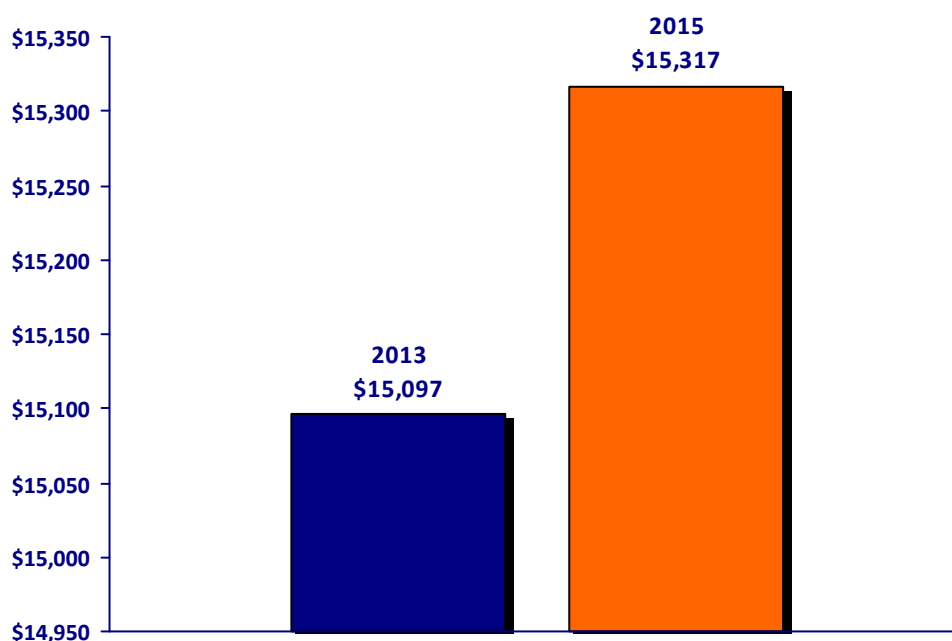
2015 Student Numbers

55

2015 WA government funding

\$842,422

Per student funding 2013 and 2015



Wickepin Primary School

Comparison per student funding in individual school,
electorate schools average and WA schools average, 2013 and 2015

	2013	2015	Difference*
Wickepin Primary School	\$15,097	\$15,317	\$220
Electorate All Schools	\$13,034	\$12,197	-\$838
WA All Schools	\$10,203	\$9,684	-\$520

Take action if you're not happy with the level of funding for your children's school:

Contact the Minister for Education, Peter Collier

Minister.Collier@dpc.wa.gov.au

or contact your local member:

Terry Waldron MLA

terry.waldron@mp.wa.gov.au

*Please refer to the notes regarding figures capped at +/- \$2000 in the research methodology.

Williams Primary School

16 Rosseloty Street WILLIAMS WA 6391

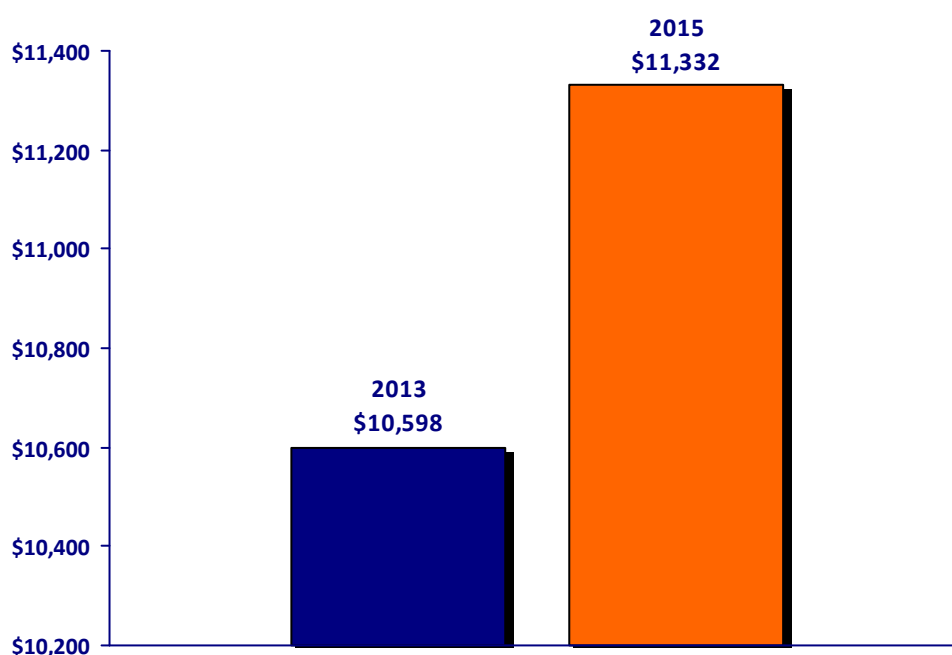
2015 Student Numbers

126

2015 WA government funding

\$1,427,887

Per student funding 2013 and 2015



Williams Primary School

Comparison per student funding in individual school,
electorate schools average and WA schools average, 2013 and 2015

	2013	2015	Difference*
Williams Primary School	\$10,598	\$11,332	\$735
Electorate All Schools	\$13,034	\$12,197	-\$838
WA All Schools	\$10,203	\$9,684	-\$520

Take action if you're not happy with the level of funding for your children's school:

Contact the Minister for Education, Peter Collier

Minister.Collier@dpc.wa.gov.au

or contact your local member:

Terry Waldron MLA

terry.waldron@mp.wa.gov.au

*Please refer to the notes regarding figures capped at +/- \$2000 in the research methodology.

Woodanilling Primary School

Carlton Street WOODANILLING WA 6316

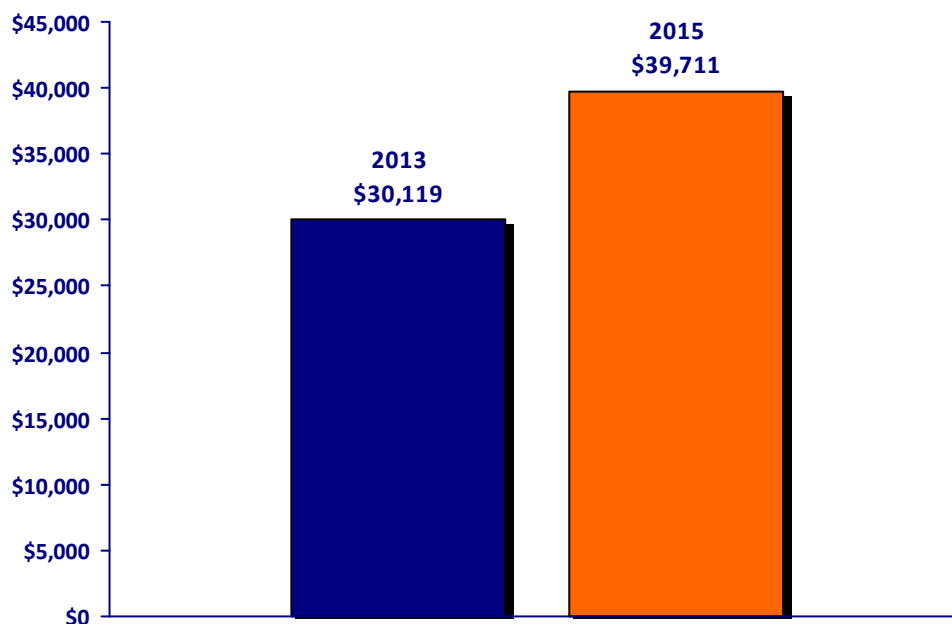
2015 Student Numbers

11

2015 WA government funding

\$436,821

Per student funding 2013 and 2015



Woodanilling Primary School

Comparison per student funding in individual school,
electorate schools average and WA schools average, 2013 and 2015

	2013	2015	Difference*
Woodanilling Primary School	\$30,119	\$39,711	\$9,592
Electorate All Schools	\$13,034	\$12,197	-\$838
WA All Schools	\$10,203	\$9,684	-\$520

Take action if you're not happy with the level of funding for your children's school:

Contact the Minister for Education, Peter Collier

Minister.Collier@dpc.wa.gov.au

or contact your local member:

Terry Waldron MLA

terry.waldron@mp.wa.gov.au

*Please refer to the notes regarding figures capped at +/- \$2000 in the research methodology.

Yealering Primary School

C/- Post Office YEALERING WA 6372

<http://www.yealering.wa.edu.au>

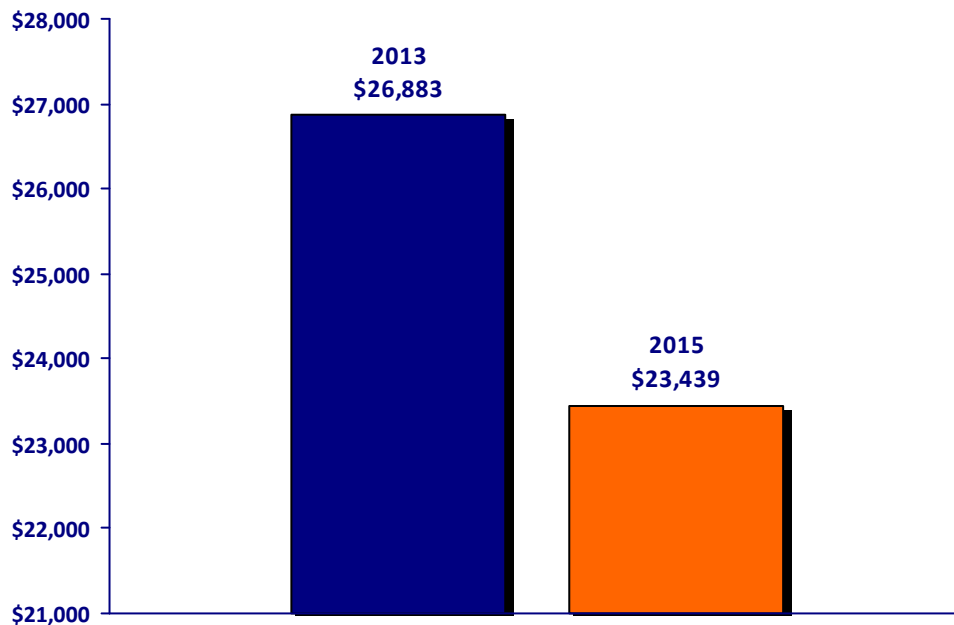
2015 Student Numbers

25

2015 WA government funding

\$585,983

Per student funding 2013 and 2015



Yealering Primary School

Comparison per student funding in individual school,
electorate schools average and WA schools average, 2013 and 2015

	2013	2015	Difference*
Yealering Primary School	\$26,883	\$23,439	-\$3,443
Electorate All Schools	\$13,034	\$12,197	-\$838
WA All Schools	\$10,203	\$9,684	-\$520

Take action if you're not happy with the level of funding for your children's school:

Contact the Minister for Education, Peter Collier

Minister.Collier@dpc.wa.gov.au

or contact your local member:

Terry Waldron MLA

terry.waldron@mp.wa.gov.au

*Please refer to the notes regarding figures capped at +/- \$2000 in the research methodology.

Putting Our Kids First
www.puttingourkidsfirst.com.au

Save Our Services
www.saveourservices.com.au