



- Arbor Grove Primary School
- Ballajura Community College
- Ballajura Primary School
- Caversham Primary School
- Ellen Stirling Primary School
- Ellenbrook Primary School
- Ellenbrook Secondary College
- Illawarra Primary School
- Malvern Springs Primary School
- South Ballajura Primary School

Your West Swan Electorate Schools Report 2015





In 2010 the Barnett Liberal-National Party Government began a program of public sector staff and funding cuts, as well as the sale of public assets and privatisation of services.

At the same time the population of WA was growing rapidly, housing affordability getting worse, and costs of living rising.

UnionsWA, with the support of public sector unions, decided to create the **Save Our Services** campaign to raise awareness about and address these issues.

The **Save Our Services** campaign is about ensuring West Australians, particularly those most in need, can access decent schools, health care, public transport and other Government services.

The Barnett Government has been in office for more than six years and the measurable impacts for public services include:

- rising class sizes in our schools;
- longer waiting times in our hospitals;
- worse traffic congestion including associated costs to our economy with a lack of investment in our roads and public transport; and
- compromised services due to the privatisation of hospitals and prisons.

Save Our Services is committed to a clearer, stronger role for the public sector. The need for investment in our people, services and infrastructure is very great.

www.saveourservices.com.au



Putting Our Kids First is a community campaign established by peak education bodies representing parents, teachers, principals, education assistants and support staff in Western Australian public schools.

We believe that every child has the right to access a well-funded, high quality public education, regardless of their background or circumstances.

Putting Our Kids First advocates for the reversal of Liberal State Government's staffing and budget cuts to the WA public education sector.

Since 2013, Colin Barnett's cuts include:

- over \$200 million cut directly from public school budgets in 2014;
- a further \$45 million cut from secondary school budgets in 2015;
- over 800 teaching positions cut in 2014/15;
- over 1000 education assistants cut in 2014/15;
- 150 central and regional office positions;
- 200 redundancies across the sector in 2015;
- 110 Aboriginal and Islander Education Officers cut in 2014; and
- an average reduction in expenditure per student of \$714 per year.

Barnett's education cuts are making it increasingly difficult for public schools to deliver every child the high quality education they deserve. A strong, well-funded public education should be the first priority of the State Government. We call on the Premier to put our kids first, not last.

www.puttingourkidsfirst.com.au



Helping our schools to a better future.

Helping our schools to a better future.

My children mean everything to me. I want them to be happy and have meaningful opportunities throughout their life. I believe our public schools are vital for ensuring all children can have a better future.

Over the past few years, the Barnett Government has reduced funding to our public schools. The first and hardest hit were Education Assistants, who provide vital support for children with disability, as well as indigenous children. And with Western Australia now having the largest class sizes in Australia, our teachers must work harder to meet the needs of children, without the support they require. These cuts affect every child in our classrooms.

As parents, we have every right to know if our schools are being funded properly.

For the first time, this report attempts to set out the size of cuts to recurrent funding, school by school, comparing 2013 and 2015 numbers. It hasn't been easy putting these figures together, as the Government keeps changing their funding methods. However, care has been taken to ensure that parents and the community have accurate information; an important first step in deciding where to go or what to do from here.

We've found that a majority of schools are getting much less recurrent funding per student in 2015 compared with 2013. While some schools have experienced welcomed increases, the statewide average funding per student is a cut of \$520 compared with 2013. When you consider that impact on a classroom of 25 students, that's a fall in funding of over \$12,000.

Of course, as funding cuts impact our schools, more and more pressure is put on principals and staff - and parents - to fundraise to pay for the extras - like camps, sporting events and other costs. Some parents and school communities are less able to meet these costs than others. The result is a less fair system.

While money isn't everything when it comes to quality schooling, it does matter. As parents we do our best, together with schools, to create an environment where our kids can learn, make friends, be challenged, and develop and grow.

In the same way that we ask ourselves what we can do to support our children for the future, I ask you to consider how you might support our public schools into the future.

We've included information on who to contact about school funding cuts. If you have a view, please take the time to get in touch with your local Member of Parliament or the Minister for Education and ask why they're not putting your kids first.

Meredith Hammat
Spokesperson
Save Our Services
Putting Our Kids First

Arbor Grove Primary School

Brookmount Drive ELLENBROOK WA 6069

<http://arborgroveps.wa.edu.au>

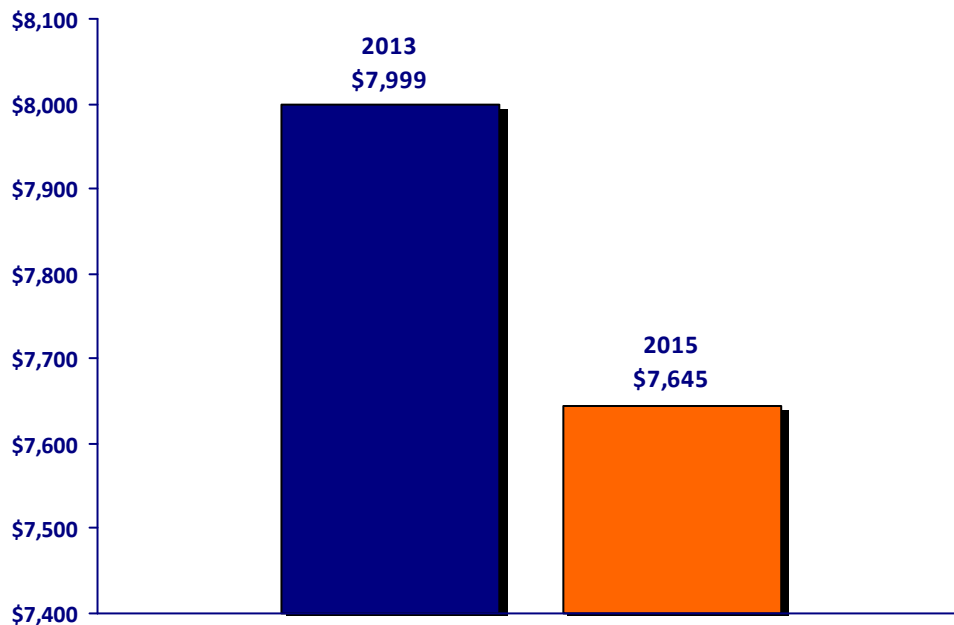
2015 Student Numbers

683

2015 WA government funding

\$5,221,621

Per student funding 2013 and 2015



Arbor Grove Primary School

Comparison per student funding in individual school,
electorate schools average and WA schools average, 2013 and 2015

	2013	2015	Difference*
Arbor Grove Primary School	\$7,999	\$7,645	-\$354
Electorate All Schools	\$9,243	\$8,672	-\$571
WA All Schools	\$10,203	\$9,684	-\$520

Take action if you're not happy with the level of funding for your children's school:

Contact the Minister for Education, Peter Collier

Minister.Collier@dpc.wa.gov.au

or contact your local member:

Rita Saffioti MLA

westswan@mp.wa.gov.au

*Please refer to the notes regarding figures capped at +/- \$2000 in the research methodology.

Ballajura Community College

Illawarra Crescent South BALLAJURA WA 6066

<http://www.bcc.wa.edu.au/>

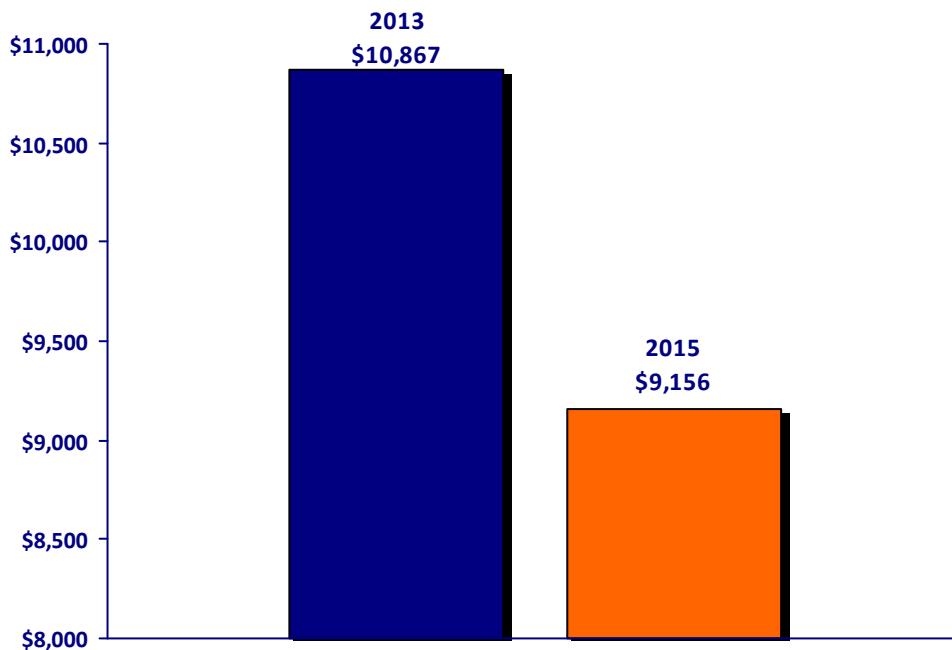
2015 Student Numbers

1544

2015 WA government funding

\$14,136,727

Per student funding 2013 and 2015



Ballajura Community College

Comparison per student funding in individual school,
electorate schools average and WA schools average, 2013 and 2015

	2013	2015	Difference*
Ballajura Community College	\$10,867	\$9,156	-\$1,711
Electorate All Schools	\$9,243	\$8,672	-\$571
WA All Schools	\$10,203	\$9,684	-\$520

Take action if you're not happy with the level of funding for your children's school:

Contact the Minister for Education, Peter Collier

Minister.Collier@dpc.wa.gov.au

or contact your local member:

Rita Saffioti MLA

westswan@mp.wa.gov.au

*Please refer to the notes regarding figures capped at +/- \$2000 in the research methodology.

Ballajura Primary School

Illawarra Crescent South BALLAJURA WA 6066

<http://www.ballajuraps.det.wa.edu.au>

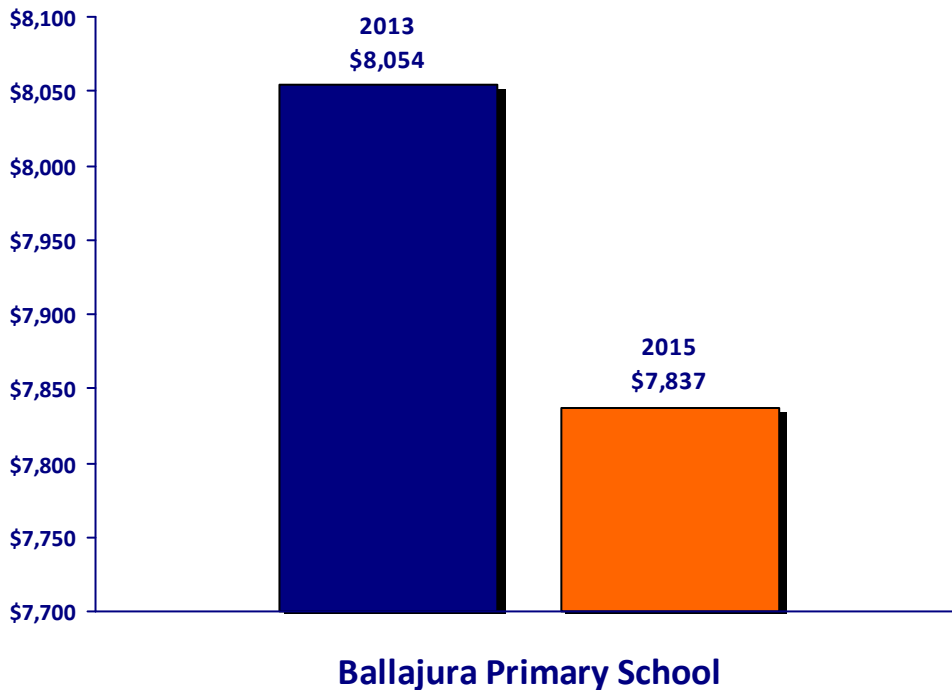
2015 Student Numbers

663

2015 WA government funding

\$5,196,032

Per student funding 2013 and 2015



Comparison per student funding in individual school, electorate schools average and WA schools average, 2013 and 2015

	2013	2015	Difference*
Ballajura Primary School	\$8,054	\$7,837	-\$217
Electorate All Schools	\$9,243	\$8,672	-\$571
WA All Schools	\$10,203	\$9,684	-\$520

Take action if you're not happy with the level of funding for your children's school:

Contact the Minister for Education, Peter Collier

Minister.Collier@dpc.wa.gov.au

or contact your local member:

Rita Saffioti MLA

westswan@mp.wa.gov.au

*Please refer to the notes regarding figures capped at +/- \$2000 in the research methodology.

Caversham Primary School

65 Coast Road WEST SWAN WA 6055

<http://www.cavershamps.wa.edu.au>

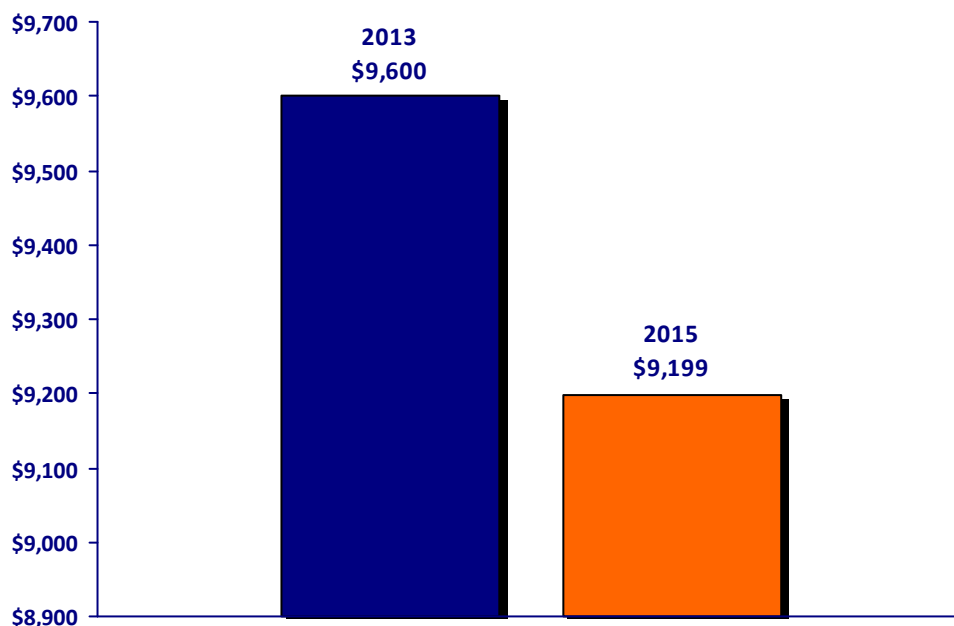
2015 Student Numbers

227

2015 WA government funding

\$2,088,088

Per student funding 2013 and 2015



Caversham Primary School

Comparison per student funding in individual school,
electorate schools average and WA schools average, 2013 and 2015

	2013	2015	Difference*
Caversham Primary School	\$9,600	\$9,199	-\$402
Electorate All Schools	\$9,243	\$8,672	-\$571
WA All Schools	\$10,203	\$9,684	-\$520

Take action if you're not happy with the level of funding for your children's school:

Contact the Minister for Education, Peter Collier

Minister.Collier@dpc.wa.gov.au

or contact your local member:

Rita Saffioti MLA

westswan@mp.wa.gov.au

*Please refer to the notes regarding figures capped at +/- \$2000 in the research methodology.

Ellen Stirling Primary School

23 Strathmore Parkway ELLENBROOK WA 6069

<http://www.ellenstirlingps.wa.edu.au/>

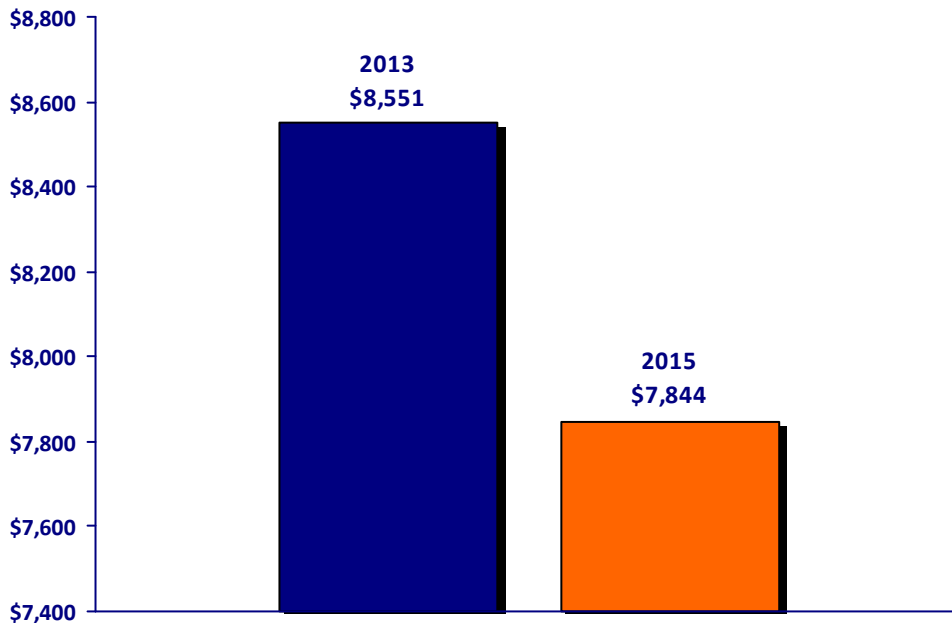
2015 Student Numbers

736

2015 WA government funding

\$5,773,377

Per student funding 2013 and 2015



Ellen Stirling Primary School

Comparison per student funding in individual school,
electorate schools average and WA schools average, 2013 and 2015

	2013	2015	Difference*
Ellen Stirling Primary School	\$8,551	\$7,844	-\$707
Electorate All Schools	\$9,243	\$8,672	-\$571
WA All Schools	\$10,203	\$9,684	-\$520

Take action if you're not happy with the level of funding for your children's school:

Contact the Minister for Education, Peter Collier

Minister.Collier@dpc.wa.gov.au

or contact your local member:

Rita Saffioti MLA

westswan@mp.wa.gov.au

*Please refer to the notes regarding figures capped at +/- \$2000 in the research methodology.

Ellenbrook Primary School

Locked Bag 3 Ellenbrook Post Office ELLENBROOK WA 6069

<http://www.ellenbrookps.wa.edu.au>

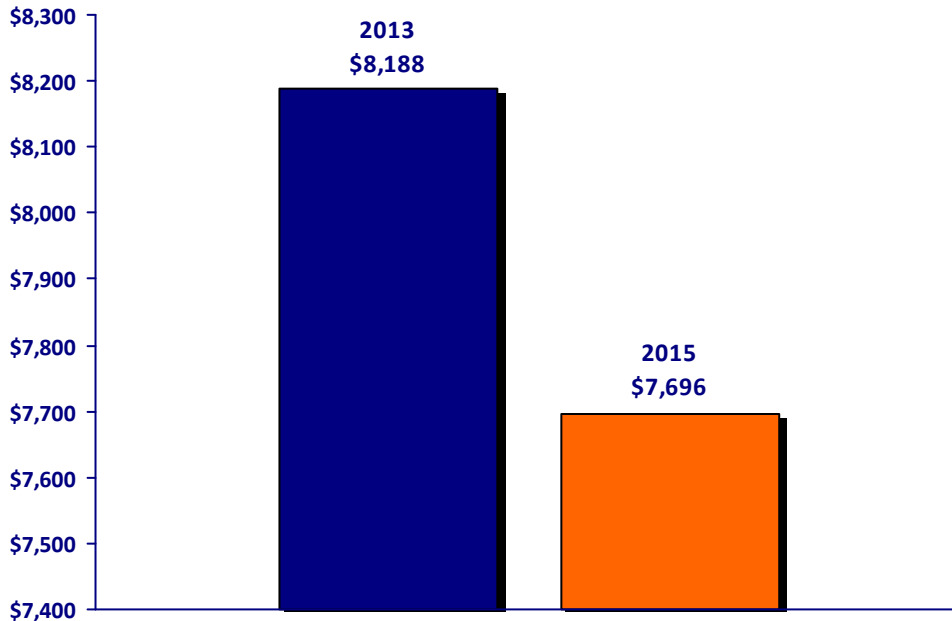
2015 Student Numbers

567

2015 WA government funding

\$4,363,833

Per student funding 2013 and 2015



Ellenbrook Primary School

Comparison per student funding in individual school,
electorate schools average and WA schools average, 2013 and 2015

	2013	2015	Difference*
Ellenbrook Primary School	\$8,188	\$7,696	-\$492
Electorate All Schools	\$9,243	\$8,672	-\$571
WA All Schools	\$10,203	\$9,684	-\$520

Take action if you're not happy with the level of funding for your children's school:

Contact the Minister for Education, Peter Collier

Minister.Collier@dpc.wa.gov.au

or contact your local member:

Rita Saffioti MLA

westswan@mp.wa.gov.au

*Please refer to the notes regarding figures capped at +/- \$2000 in the research methodology.

Ellenbrook Secondary College

100 Main Street ELLENBROOK WA 6069

<http://ellenbrooksc.wa.edu.au>

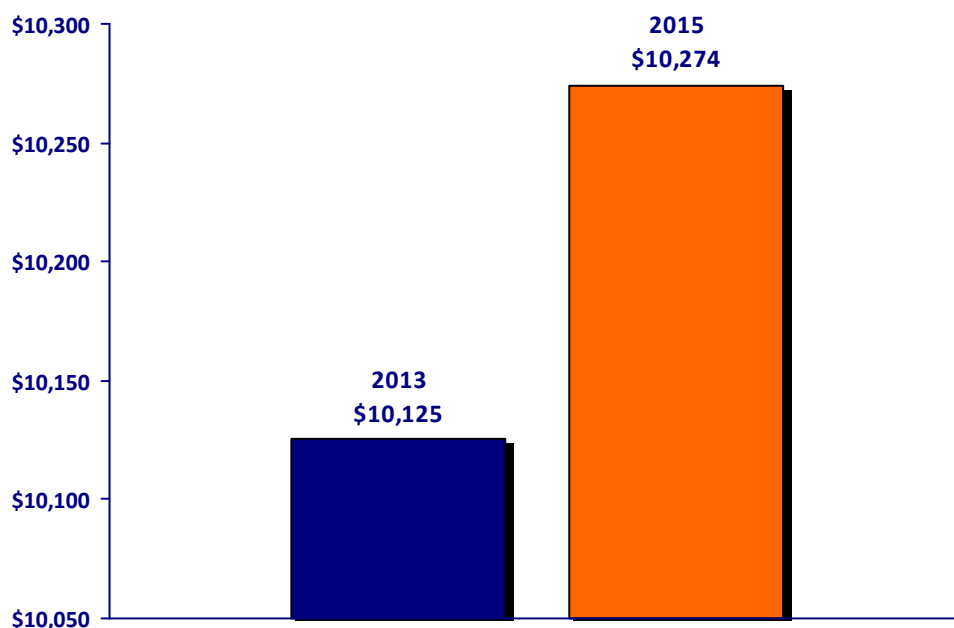
2015 Student Numbers

1556

2015 WA government funding

\$15,985,821

Per student funding 2013 and 2015



Ellenbrook Secondary College

Comparison per student funding in individual school,
electorate schools average and WA schools average, 2013 and 2015

	2013	2015	Difference*
Ellenbrook Secondary College	\$10,125	\$10,274	\$149
Electorate All Schools	\$9,243	\$8,672	-\$571
WA All Schools	\$10,203	\$9,684	-\$520

Take action if you're not happy with the level of funding for your children's school:

Contact the Minister for Education, Peter Collier

Minister.Collier@dpc.wa.gov.au

or contact your local member:

Rita Saffioti MLA

westswan@mp.wa.gov.au

*Please refer to the notes regarding figures capped at +/- \$2000 in the research methodology.

Illawarra Primary School

Illawarra Crescent North BALLAJURA WA 6066

<http://www.illawarraps.wa.edu.au>

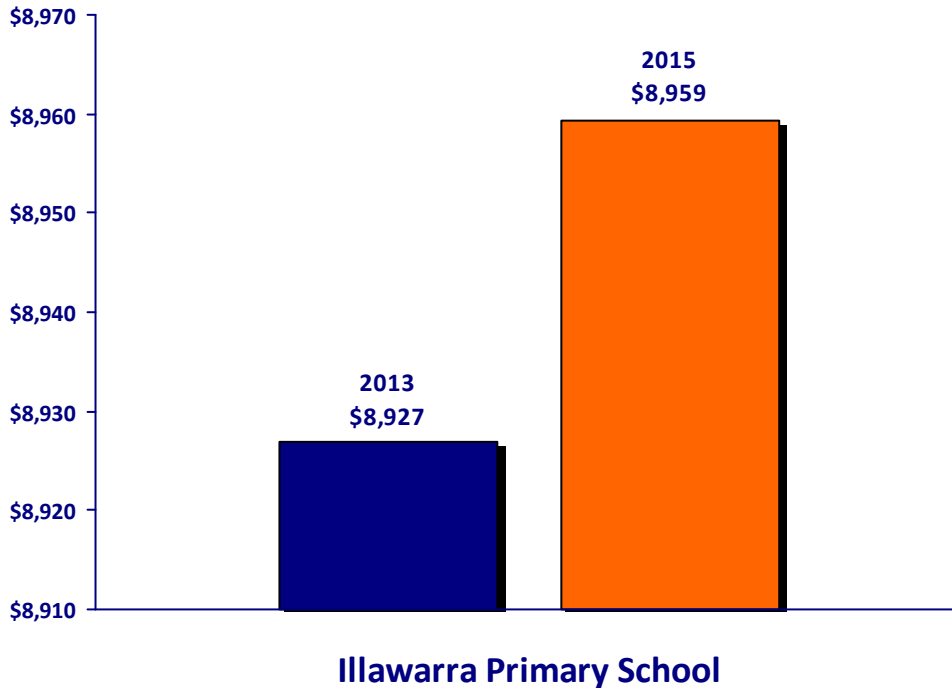
2015 Student Numbers

353

2015 WA government funding

\$3,162,621

Per student funding 2013 and 2015



Comparison per student funding in individual school, electorate schools average and WA schools average, 2013 and 2015

	2013	2015	Difference*
Illawarra Primary School	\$8,927	\$8,959	\$32
Electorate All Schools	\$9,243	\$8,672	-\$571
WA All Schools	\$10,203	\$9,684	-\$520

Take action if you're not happy with the level of funding for your children's school:

Contact the Minister for Education, Peter Collier

Minister.Collier@dpc.wa.gov.au

or contact your local member:

Rita Saffioti MLA

westswan@mp.wa.gov.au

*Please refer to the notes regarding figures capped at +/- \$2000 in the research methodology.

Malvern Springs Primary School

Elmridge Parkway ELLENBROOK WA 6069

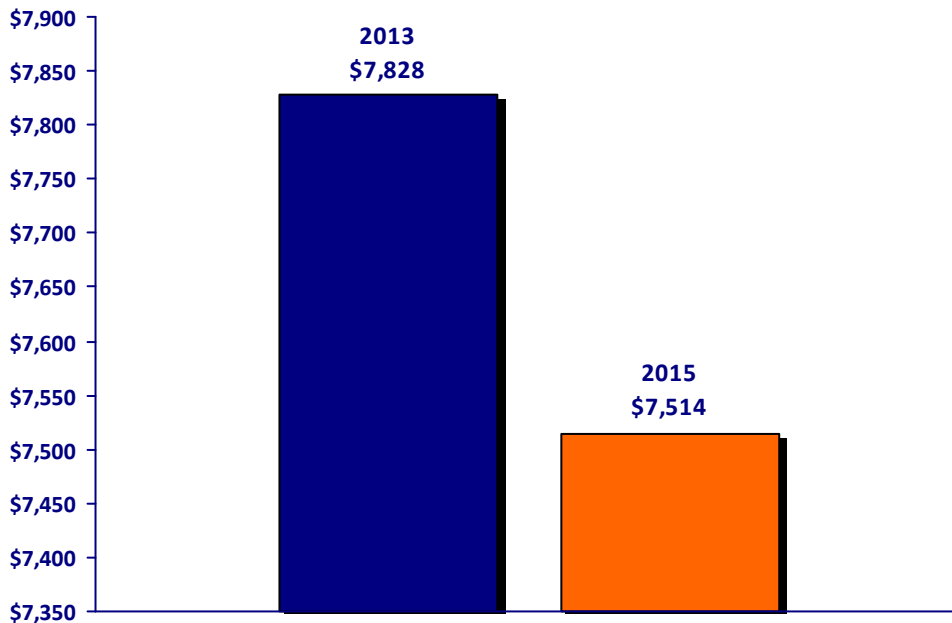
2015 Student Numbers

728

2015 WA government funding

\$5,469,847

Per student funding 2013 and 2015



Malvern Springs Primary School

Comparison per student funding in individual school,
electorate schools average and WA schools average, 2013 and 2015

	2013	2015	Difference*
Malvern Springs Primary School	\$7,828	\$7,514	-\$314
Electorate All Schools	\$9,243	\$8,672	-\$571
WA All Schools	\$10,203	\$9,684	-\$520

Take action if you're not happy with the level of funding for your children's school:

Contact the Minister for Education, Peter Collier

Minister.Collier@dpc.wa.gov.au

or contact your local member:

Rita Saffioti MLA

westswan@mp.wa.gov.au

*Please refer to the notes regarding figures capped at +/- \$2000 in the research methodology.

South Ballajura Primary School

2-34 Wyperfeld Gardens BALLAJURA WA 6066

<http://www.southballajuraps.det.wa.edu.au>

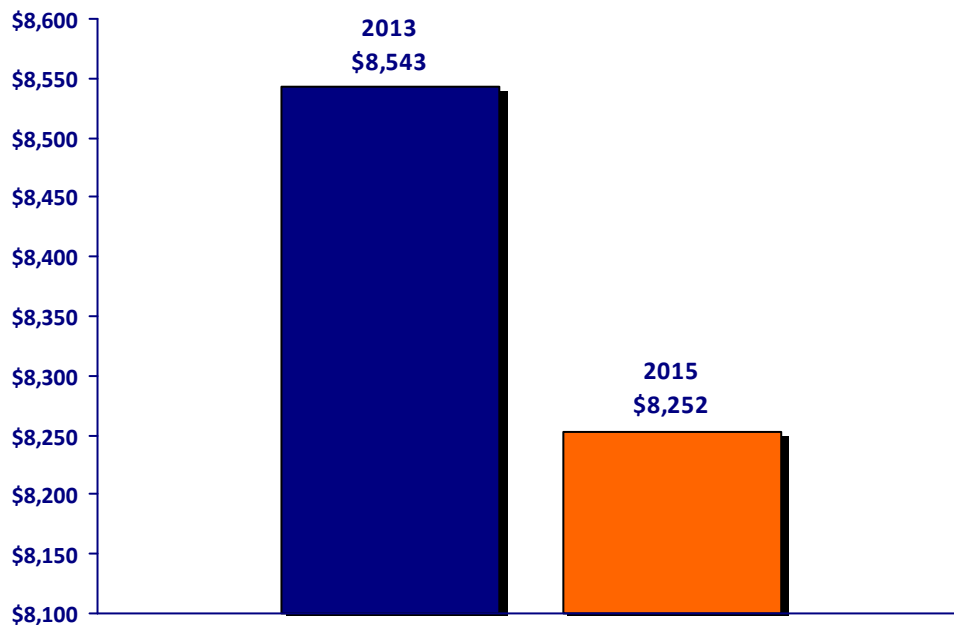
2015 Student Numbers

465

2015 WA government funding

\$3,837,257

Per student funding 2013 and 2015



South Ballajura Primary School

Comparison per student funding in individual school,
electorate schools average and WA schools average, 2013 and 2015

	2013	2015	Difference*
South Ballajura Primary School	\$8,543	\$8,252	-\$291
Electorate All Schools	\$9,243	\$8,672	-\$571
WA All Schools	\$10,203	\$9,684	-\$520

Take action if you're not happy with the level of funding for your children's school:

Contact the Minister for Education, Peter Collier

Minister.Collier@dpc.wa.gov.au

or contact your local member:

Rita Saffioti MLA

westswan@mp.wa.gov.au

*Please refer to the notes regarding figures capped at +/- \$2000 in the research methodology.

Putting Our Kids First
www.puttingourkidsfirst.com.au

Save Our Services
www.saveourservices.com.au