



# 2017 STAR-Denver Member Survey

Thursday, November 16, 2017

Powered by  SurveyMonkey

# 14

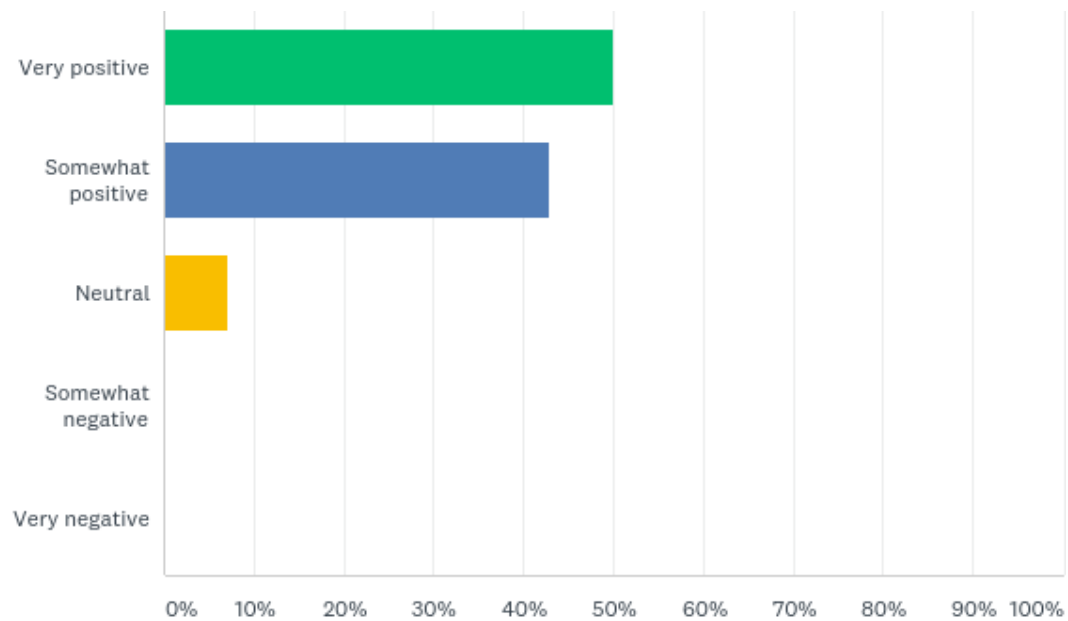
**Total Responses**

Date Created: Monday, October 09, 2017

Complete Responses: 14

## Q1: Overall, how would you rate the quality of your STAR-Denver membership?

Answered: 14 Skipped: 0



## Q1: Overall, how would you rate the quality of your STAR-Denver membership?

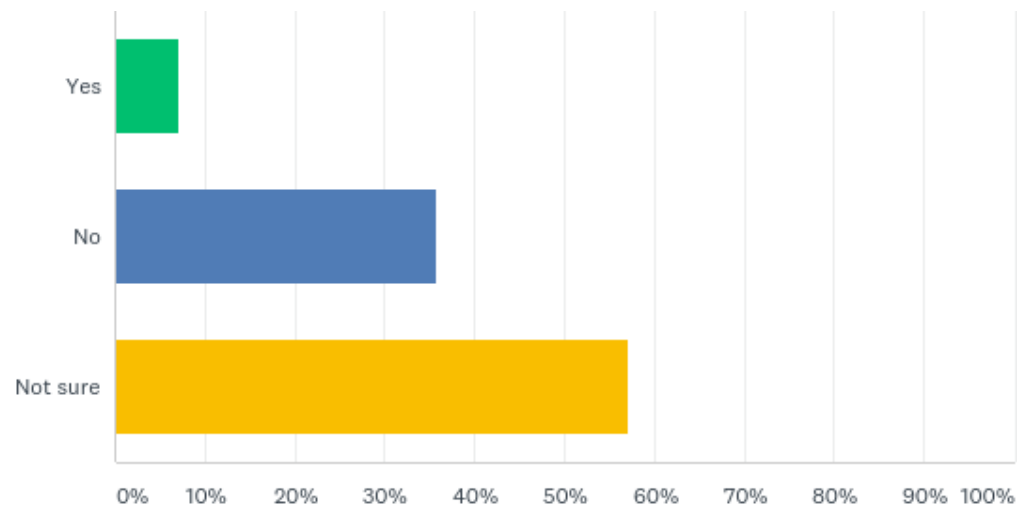
---

Answered: 14 Skipped: 0

ANSWER CHOICES	RESPONSES	
Very positive	50.00%	7
Somewhat positive	42.86%	6
Neutral	7.14%	1
Somewhat negative	0.00%	0
Very negative	0.00%	0
<b>TOTAL</b>		<b>14</b>

## Q2: Should we provide more resources available to members?

Answered: 14 Skipped: 0



## Q2: Should we provide more resources available to members?

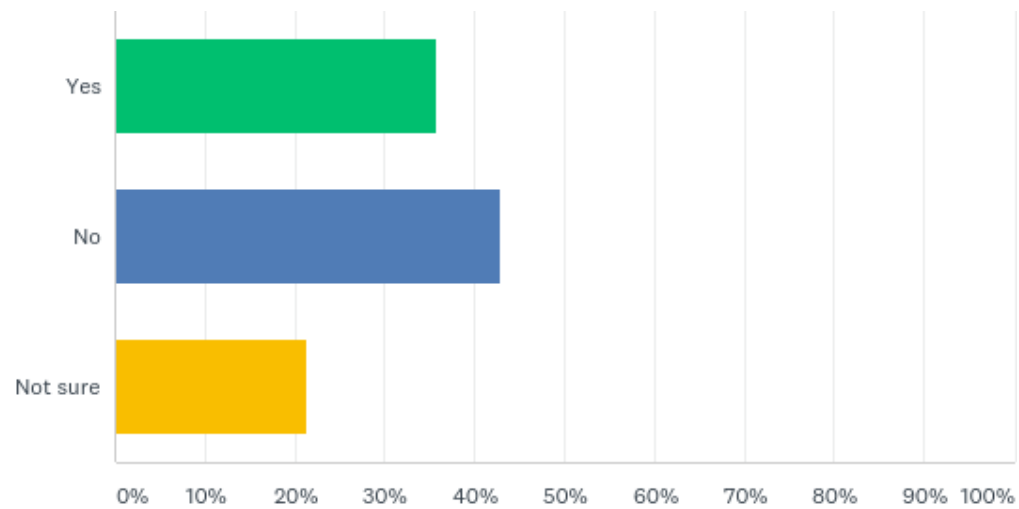
---

Answered: 14 Skipped: 0

ANSWER CHOICES	RESPONSES	
Yes	7.14%	1
No	35.71%	5
Not sure	57.14%	8
TOTAL		14

### Q3: Should we develop a Young Professionals group?

Answered: 14 Skipped: 0



### Q3: Should we develop a Young Professionals group?

---

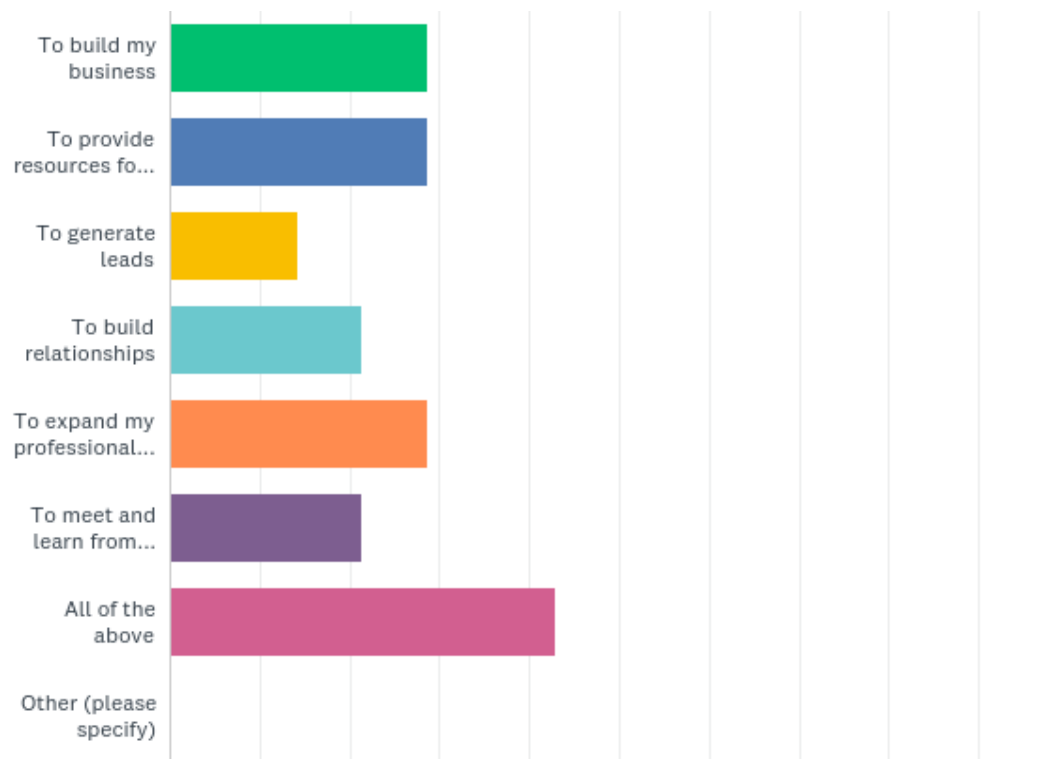
Answered: 14 Skipped: 0

ANSWER CHOICES	RESPONSES	
Yes	35.71%	5
No	42.86%	6
Not sure	21.43%	3
TOTAL		14



## Q4: What is your prime reason for joining STAR-Denver?

Answered: 14 Skipped: 0



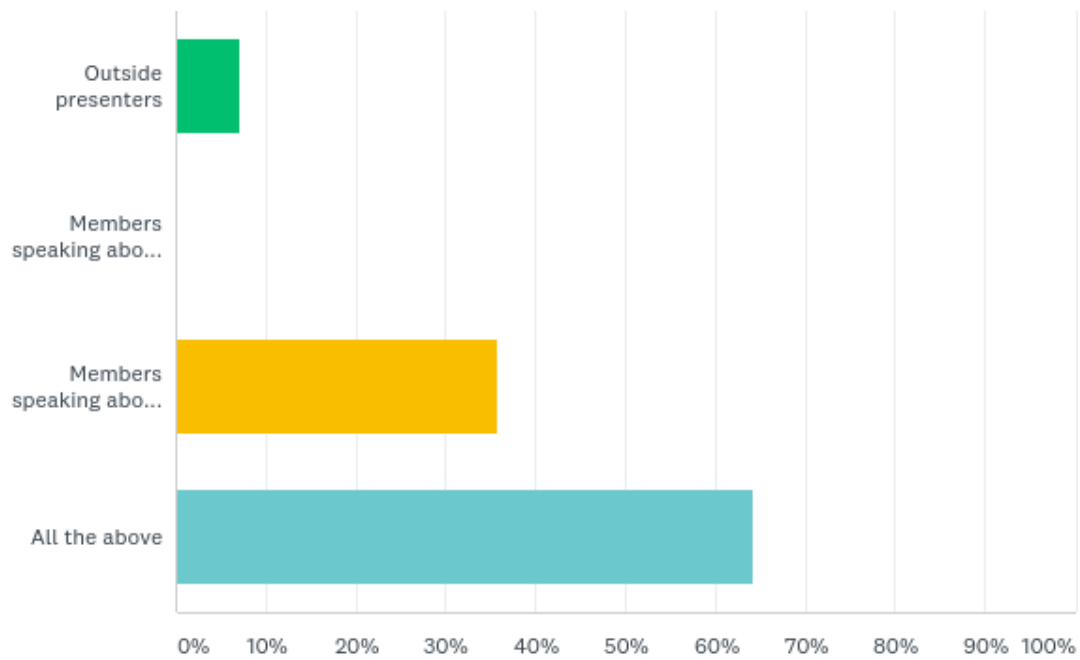
## Q4: What is your prime reason for joining STAR-Denver?

Answered: 14 Skipped: 0

ANSWER CHOICES	RESPONSES	
To build my business	28.57%	4
To provide resources for my clients	28.57%	4
To generate leads	14.29%	2
To build relationships	21.43%	3
To expand my professional network	28.57%	4
To meet and learn from other business leaders	21.43%	3
All of the above	42.86%	6
Other (please specify)	0.00%	0
Total Respondents: 14		

## Q5: Regarding our luncheons, what style of program do you prefer?

Answered: 14 Skipped: 0



## Q5: Regarding our luncheons, what style of program do you prefer?

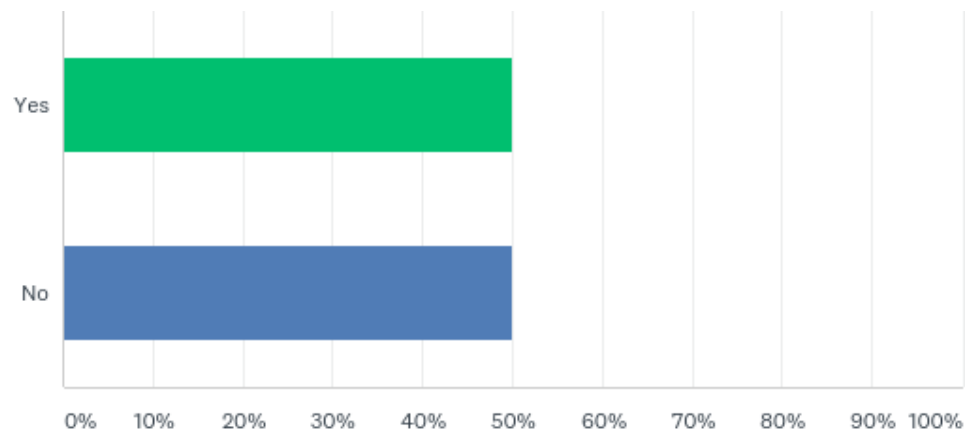
---

Answered: 14 Skipped: 0

ANSWER CHOICES	RESPONSES	
Outside presenters	7.14%	1
Members speaking about a topic outside of their expertise	0.00%	0
Members speaking about a topic within their expertise	35.71%	5
All the above	64.29%	9
Total Respondents: 14		

## Q6: Do you frequently meet with STAR-Denver members between meetings?

Answered: 14 Skipped: 0



## Q6: Do you frequently meet with STAR-Denver members between meetings?

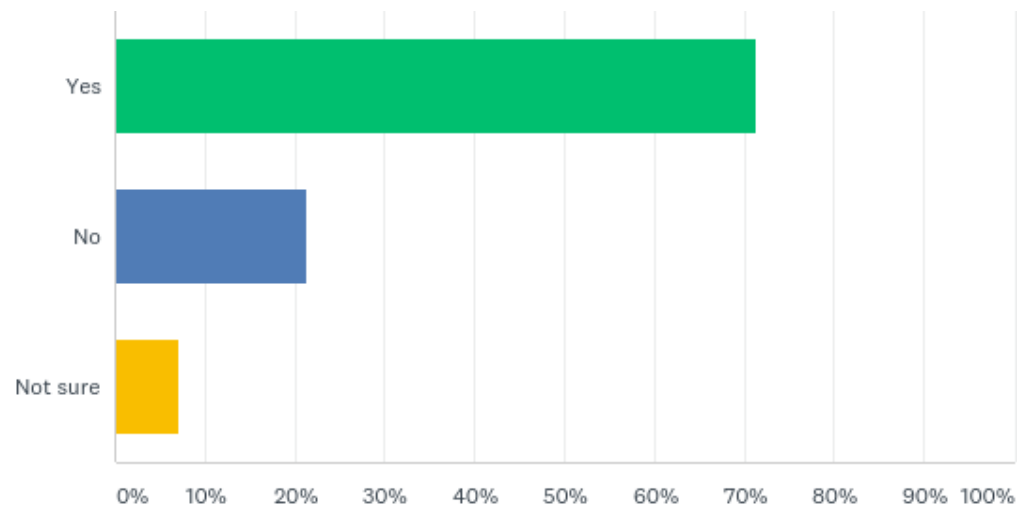
---

Answered: 14 Skipped: 0

ANSWER CHOICES	RESPONSES	
Yes	50.00%	7
No	50.00%	7
TOTAL		14

## Q7: Would you like us to adopt a support program that helps members connect outside of our lunches?

Answered: 14 Skipped: 0



## Q7: Would you like us to adopt a support program that helps members connect outside of our lunches?

---

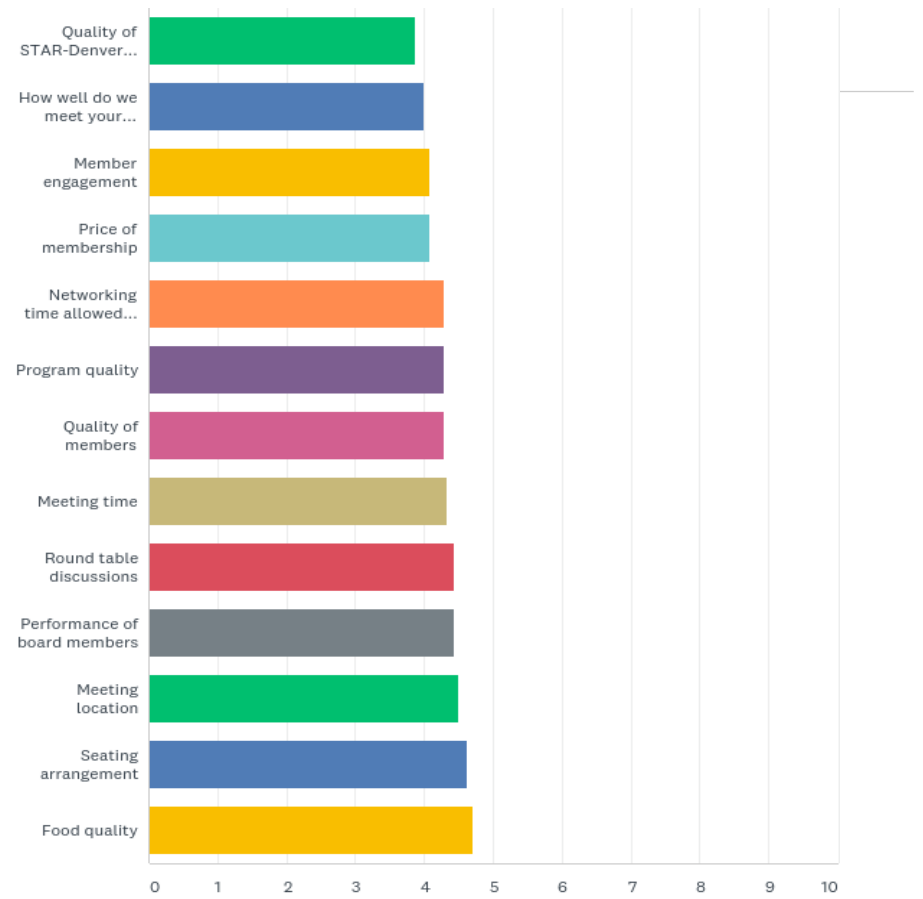
Answered: 14 Skipped: 0

ANSWER CHOICES	RESPONSES	
Yes	71.43%	10
No	21.43%	3
Not sure	7.14%	1
TOTAL		14



## Q8: Please rank the following:

Answered: 14 Skipped: 0



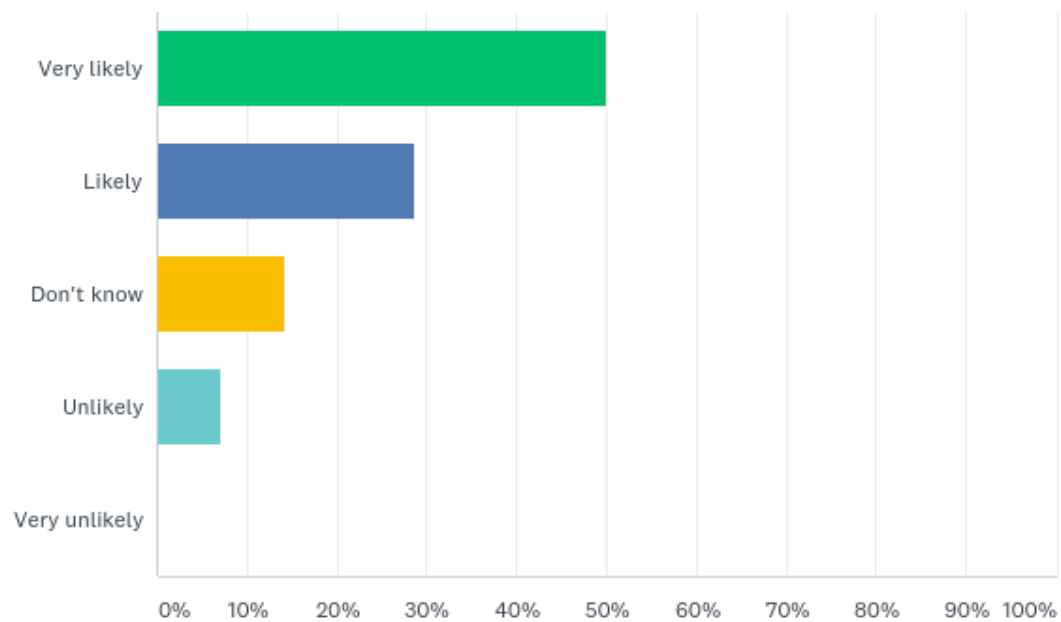
## Q8: Please rank the following:

Answered: 14 Skipped: 0

	VERY SATISFIED	SATISFIED	NEUTRAL	DISSATISFIED	VERY DISSATISFIED	TOTAL	WEIGHTED AVERAGE
Quality of STAR-Denver website	21.43% 3	42.86% 6	35.71% 5	0.00% 0	0.00% 0	14	3.86
How well do we meet your needs?	28.57% 4	42.86% 6	28.57% 4	0.00% 0	0.00% 0	14	4.00
Member engagement	21.43% 3	71.43% 10	0.00% 0	7.14% 1	0.00% 0	14	4.07
Price of membership	35.71% 5	35.71% 5	28.57% 4	0.00% 0	0.00% 0	14	4.07
Networking time allowed at the meeting	50.00% 7	28.57% 4	21.43% 3	0.00% 0	0.00% 0	14	4.29
Program quality	35.71% 5	57.14% 8	7.14% 1	0.00% 0	0.00% 0	14	4.29
Quality of members	42.86% 6	42.86% 6	14.29% 2	0.00% 0	0.00% 0	14	4.29
Meeting time	58.33% 7	16.67% 2	25.00% 3	0.00% 0	0.00% 0	12	4.33
Round table discussions	57.14% 8	28.57% 4	14.29% 2	0.00% 0	0.00% 0	14	4.43
Performance of board members	50.00% 7	42.86% 6	7.14% 1	0.00% 0	0.00% 0	14	4.43
Meeting location	57.14% 8	35.71% 5	7.14% 1	0.00% 0	0.00% 0	14	4.50
Seating arrangement	61.54% 8	38.46% 5	0.00% 0	0.00% 0	0.00% 0	13	4.62
Food quality	78.57% 11	14.29% 2	7.14% 1	0.00% 0	0.00% 0	14	4.71

## Q9: How likely are you to renew your STAR-Denver membership?

Answered: 14 Skipped: 0



## Q9: How likely are you to renew your STAR-Denver membership?

---

Answered: 14 Skipped: 0

ANSWER CHOICES	RESPONSES	
Very likely	50.00%	7
Likely	28.57%	4
Don't know	14.29%	2
Unlikely	7.14%	1
Very unlikely	0.00%	0
<b>TOTAL</b>		<b>14</b>