

Annual Report

Sugarbyhalf Limited
For the year ended 30 June 2017

Prepared by Interactive Accounting Pty Ltd

Contents

3	Compilation Report
4	Income Statement
5	Balance Sheet
6	Movements in Equity
7	Notes to the Financial Statements
10	Directors Declaration
11	Annual General Meeting

Compilation Report

Sugarbyhalf Limited For the year ended 30 June 2017

Compilation report to Sugarbyhalf Limited.

We have compiled the accompanying special purpose financial statements of Sugarbyhalf Limited, which comprise the balance sheet as at 30 June 2017, the income statement, a summary of significant accounting policies and other explanatory notes. The specific purpose for which the special purpose financial statements have been prepared is set out in Note 1.

The Responsibility of the Directors

The directors of Sugarbyhalf Limited are solely responsible for the information contained in the special purpose financial statements, the reliability, accuracy and completeness of the information and for the determination that the basis of accounting used is appropriate to meet their needs and for the purpose that financial statements were prepared.

Our Responsibility

On the basis of information provided by the directors we have compiled the accompanying special purpose financial statements in accordance with the basis of accounting as described in Note 1 to the financial statements and APES 315 *Compilation of Financial Information*.

We have applied our expertise in accounting and financial reporting to compile these financial statements in accordance with the basis of accounting described in Note 1 to the financial statements. We have complied with the relevant ethical requirements of APES 110 *Code of Ethics for Professional Accountants*.

Assurance Disclaimer

Since a compilation engagement is not an assurance engagement, we are not required to verify the reliability, accuracy or completeness of the information provided to us by management to compile these financial statements. Accordingly, we do not express an audit opinion or a review conclusion on these financial statements.

The special purpose financial statements were compiled exclusively for the benefit of the directors who are responsible for the reliability, accuracy and completeness of the information used to compile them. We do not accept responsibility for the contents of the special purpose financial statements.



Gareth Bryant- Director
Interactive Accounting Pty Ltd

Level 2, 520 Bourke Street

Melbourne VIC 3000

Dated: 6 March 2018

Income Statement

Sugarbyhalf Limited For the year ended 30 June 2017

	NOTES	2017	2016
Income			
Donations Received		141,505	-
Total Income		141,505	-
Total Income			
		141,505	-
Expenses			
Advertising		696	-
Bank Fees		112	-
Consulting & Accounting		6,500	17,709
Contractors		38,985	-
Entertainment		65	-
Event costs - FB Live		3,766	-
Legal expenses		11,965	-
Office Expenses		256	-
Staff Amenities		47	-
Staff Professional Development		1,024	-
Stripe Fees		26	-
Subscriptions		2,158	226
Superannuation		5,700	988
Telephone & Internet		460	-
Travel - National		3,538	-
Wages and Salaries		60,000	-
Total Expenses		135,298	18,923
Profit/(Loss) before Taxation		6,207	(18,923)
Net Profit After Tax		6,207	(18,923)
Net Profit After Dividends Paid		6,207	(18,923)

Balance Sheet

Sugarbyhalf Limited As at 30 June 2017

	NOTES	30 JUN 2017	30 JUN 2016
Assets			
Current Assets			
Accounts Receivable	2	4,220	-
Bank Account	2	6,994	12,918
Loan	2	81	-
PAYG Withholdings Payable	2	2,888	988
Total Current Assets		14,183	13,906
Total Assets		14,183	13,906
Liabilities			
Current Liabilities			
Accounts Payable	3	-	(8,158)
GST	3	-	(1)
Loan - Peter Brukner	3	25,000	40,000
Superannuation Payable	3	1,900	988
Total Current Liabilities		26,900	32,830
Total Liabilities		26,900	32,830
Net Assets		(12,717)	(18,923)
Equity			
Retained Earnings		(12,717)	(18,923)
Total Equity		(12,717)	(18,923)

Movements in Equity

Sugarbyhalf Limited For the year ended 30 June 2017

	2017	2016
Equity		
Opening Balance	(18,923)	-
Increases		
Profit for the Period	6,207	-
Total Increases	6,207	-
Decreases		
Loss for the Period	-	18,923
Total Decreases	-	18,923
Total Equity	(12,717)	(18,923)

Notes to the Financial Statements

Sugarbyhalf Limited

For the year ended 30 June 2017

1. Statement of Significant Accounting Policies

The directors have determined that the company is not a reporting entity and accordingly, this financial report is a special purpose report prepared for the sole purpose of distributing a financial report to members and must not be used for any other purpose. The directors have determined that the accounting policies adopted are appropriate to meet the needs of the members.

The financial report has been prepared on an accrual basis and under the historical cost convention, except for certain assets, which, as noted, have been written down to fair value as a result of impairment. Unless otherwise stated, the accounting policies adopted are consistent with those of the prior year.

The accounting policies that have been adopted in the preparation of the statements are as follows:

Income Tax

The income tax expense for the year comprises current income tax expense. The company does not apply deferred tax. Current income tax expense charged to the profit or loss is the tax payable on taxable income calculated using applicable income tax rates enacted, or substantially enacted, as at 30 June 2017. Current tax liabilities are therefore measured at the amounts expected to be paid to the relevant taxation authority.

Inventories

Inventories are carried at the lower of cost or net realisable value. Cost is based on the first-in, first out method and includes expenditure incurred in acquiring the inventories and bringing them to the existing condition and location.

Property, Plant and Equipment

Property, plant and equipment is initially recorded at the cost of acquisition or fair value less, if applicable, any accumulated depreciation and impairment losses. Plant and equipment that has been contributed at no cost, or for nominal cost, is valued and recognised at the fair value of the asset at the date it is acquired. The plant and equipment is reviewed annually by directors to ensure that the carrying amount is not in excess of the recoverable amount from these assets. The recoverable amount is assessed on the basis of the expected net cash flows that will be received from the utilisation of the assets and the subsequent disposal. The expected net cash flows have been discounted to their present values in estimating recoverable amounts.

Freehold land and buildings are measured at their fair value, based on periodic, but at least triennial, valuations by independent external valuers, less subsequent depreciation for buildings.

Increases in the carrying amount of land and buildings arising on revaluation are credited in equity to a revaluation surplus. Decreases against previous increases of the same asset are charged against fair value reserves in equity. All other decreases are charged to profit or loss.

Any accumulated depreciation at the date of revaluation is offset against the gross carrying amount of the asset and the net amount is restated to the revalued amount of the asset.

Intangibles

Goodwill is recognised as the excess of the purchase price for a business acquired over the fair value of the net assets at the date of acquisition. Goodwill is assessed for impairment annually and is carried at cost less accumulated impairment losses.

Trade and Other Receivables

Trade receivables and other receivables, including distributions receivable, are recognised at the nominal transaction value without taking into account the time value of money. If required a provision for doubtful debt has been created.

Financial Assets

Investments held are originally recognised at cost, which includes transaction costs. They are subsequently measured at fair value which is equivalent to their market bid price at the end of the reporting period. Movements in fair value are recognised through an equity reserve.

Trade and Other Payables

Trade and other payables represent the liabilities for goods and services received by the company that remain unpaid at 30 June 2017. Trade payables are recognised at their transaction price. They are subject to normal credit terms and do not bear interest.

Employee Benefits

Provision is made for the liability for employee entitlements arising from services rendered by employees to 30 June 2017. Employee benefits have been measured at the amounts expected to be paid when the liability is settled, plus related costs.

Provisions

Provisions are recognised when the entity has a legal or constructive obligation resulting from past events, for which it is probable that there will be an outflow of economic benefits and that outflow can be reliably measured. Provisions are measured using the best estimate available of the amounts required to settle the obligation at the end of the reporting period.

Cash and Cash Equivalents

Cash and cash equivalents include cash on hand, deposits held on call with banks, other short-term highly liquid investments with original maturities of three months or less, and bank overdrafts.

Revenue Recognition

Revenue from the sale of goods is recognised upon the delivery of goods to customers.

Revenue from the rendering of services is recognised upon the delivery of the services to customers.

Revenue from commissions is recognised upon delivery of services to customers.

Revenue from interest is recognised using the effective interest rate method.

Revenue from dividends is recognised when the entity has a right to receive the dividend.

All revenue is stated net of the amount of goods and services tax (GST).

Goods and Services Tax

Transactions are recognised net of GST, except where the amount of GST incurred is not recoverable from the Australian Taxation Office (ATO).

Receivables and payables are stated inclusive of the amount of GST receivable or payable. The net amount of GST recoverable from, or payable to, the ATO is included with other receivables or payables in the balance sheet.

Grants

Grant revenue is recognised in the income statement when the entity receives the grant, when it is probable that the entity will receive the economic benefits of the grant and the amount can be reliably measured.

If the grant has conditions attached which must be satisfied before the entity is eligible to receive the grant, the recognition of the revenue will be deferred until those conditions are satisfied.

Where the entity incurs an obligation to deliver economic value back to the grant contributor, the transaction is considered a reciprocal transaction and the revenue is recognised as a liability in the balance sheet until the required service has been completed, otherwise the income is recognised on receipt.

Sugarbyhalf Limited receives non-reciprocal contributions of assets from the government and other parties for a nominal or zero value. These assets are recognised at their fair value on the date of acquisition in the balance sheet, with an equivalent amount of income recognised in the income statement.

Donations and bequests are recognised as revenue when received.

	2017	2016
2. Receivables		
Current		
Accounts Receivable	4,220	-
Loan	81	-
SugarByHalf Limited	6,994	12,918
PAYG Withholdings Payable	2,888	988
Total Current	14,183	13,906
Total Receivables	14,183	13,906
	2017	2016

3. Payables

Current		
Accounts Payable	-	(8,158)
Loan - Peter Brukner	25,000	40,000
Superannuation Payable	1,900	988
Total Current	26,900	32,830
Total Payables	26,900	32,830

Directors Declaration

Sugarbyhalf Limited For the year ended 30 June 2017

The directors have determined that the company is not a reporting entity and that this special purpose financial report should be prepared in accordance with the accounting policies outlined in Note 1 to the financial statements.

The directors of the company declare that:

1. The financial statements and notes, present fairly the company's financial position as at 30 June 2017 and its performance for the year ended on that date in accordance with the accounting policies described in Note 1 to the financial statements; and
2. In the directors' opinion there are reasonable grounds to believe that the company will be able to pay its debts as and when they become due and payable.

This declaration is made in accordance with a resolution of the Board of Directors.



Peter Brunker (Mar 9, 2018)

Peter Brunker



Stephen Moulton (Mar 23, 2018)

Stephen Moulton



David Eccleston

Annual General Meeting

Sugarbyhalf Limited For the year ended 30 June 2017

Minutes of an Annual General Meeting of the members of Sugarbyhalf Limited

ABN: 38 612 585 127

Held at 82 Claremont Ave, Malvern, VIC, Australia, 3144 on 19 February 2018

Present

Peter Brunker
Stephen Moulten
David Eccleston

Chairperson

Peter Brunker


Annual Report

The company's Annual Report for the year ending 30 June 2017 were presented and reviewed by the Directors. It was resolved that the financial statements give a true and fair view of the company's financial position and performance.

Non Appointment of Auditor

It was resolved that no auditor be appointed for this current financial year.

There being no further business, the meeting was declared closed.



Peter Brukner (Mar 9, 2018)

Chairperson













Your 2017 Financial Statements - Sugarbyhalf Pty Ltd J013003











Adobe Sign Document History

23/03/2018

Created:	09/03/2018
By:	Gareth Bryant (gareth@interactiveaccounting.com.au)
Status:	Signed
Transaction ID:	CBJCHBCAABAAjmYimkzapEVhISF2vrn93VsM2Eqen2Td

"Your 2017 Financial Statements - Sugarbyhalf Pty Ltd J013003" History

-  Document created by Gareth Bryant (gareth@interactiveaccounting.com.au)
09/03/2018 - 15:36:00 GMT+11- IP address: 14.203.248.50
-  Document emailed to Gareth Bryant (gareth@interactiveaccounting.com.au) for signature
09/03/2018 - 15:36:57 GMT+11
-  Document emailed to Peter Brukner (peter@sugarbyhalf.com) for signature
09/03/2018 - 15:36:57 GMT+11
-  Document emailed to Stephen Moulton (stephen.moulton@gadens.com) for signature
09/03/2018 - 15:36:57 GMT+11
-  Document emailed to David Eccleston (decceleston@ozemail.com.au) for signature
09/03/2018 - 15:36:57 GMT+11
-  Gareth Bryant (gareth@interactiveaccounting.com.au) has agreed to the terms of use and to do business electronically with Interactive Accounting
09/03/2018 - 15:37:01 GMT+11- IP address: 14.203.248.50
-  Document e-signed by Gareth Bryant (gareth@interactiveaccounting.com.au)
Signature Date: 09/03/2018 - 15:37:01 GMT+11 - Time Source: server- IP address: 14.203.248.50
-  Document viewed by Stephen Moulton (stephen.moulton@gadens.com)
09/03/2018 - 15:42:42 GMT+11- IP address: 1.125.107.250
-  Document viewed by Peter Brukner (peter@sugarbyhalf.com)
09/03/2018 - 17:41:53 GMT+11- IP address: 60.241.198.190
-  Peter Brukner (peter@sugarbyhalf.com) has agreed to the terms of use and to do business electronically with Interactive Accounting
09/03/2018 - 17:45:01 GMT+11- IP address: 60.241.198.190

-  Document e-signed by Peter Brukner (peter@sugarbyhalf.com)
Signature Date: 09/03/2018 - 17:45:01 GMT+11 - Time Source: server- IP address: 60.241.198.190
-  Document viewed by David Eccleston (decceleston@ozemail.com.au)
10/03/2018 - 08:00:07 GMT+11- IP address: 110.140.196.242
-  Document viewed by David Eccleston (decceleston@ozemail.com.au)
17/03/2018 - 14:15:04 GMT+11- IP address: 144.136.133.167
-  Document viewed by Stephen Moulton (stephen.moulton@gadens.com)
19/03/2018 - 14:38:22 GMT+11- IP address: 49.255.190.2
-  Stephen Moulton (stephen.moulton@gadens.com) has agreed to the terms of use and to do business electronically with Interactive Accounting
23/03/2018 - 15:41:40 GMT+11- IP address: 49.255.190.2
-  Document e-signed by Stephen Moulton (stephen.moulton@gadens.com)
Signature Date: 23/03/2018 - 15:41:40 GMT+11 - Time Source: server- IP address: 49.255.190.2
-  Document viewed by David Eccleston (decceleston@ozemail.com.au)
23/03/2018 - 17:01:13 GMT+11- IP address: 144.136.133.167
-  David Eccleston (decceleston@ozemail.com.au) has agreed to the terms of use and to do business electronically with Interactive Accounting
23/03/2018 - 17:03:30 GMT+11- IP address: 144.136.133.167
-  Document e-signed by David Eccleston (decceleston@ozemail.com.au)
Signature Date: 23/03/2018 - 17:03:30 GMT+11 - Time Source: server- IP address: 144.136.133.167
-  Signed document emailed to David Eccleston (decceleston@ozemail.com.au), Stephen Moulton (stephen.moulton@gadens.com), Gareth Bryant (gareth@interactiveaccounting.com.au) and Peter Brukner (peter@sugarbyhalf.com)
23/03/2018 - 17:03:30 GMT+11