






THIS ELECTION WILL COST YOU.

No matter the result on Saturday, this election is going to cost you. Under the combinations below, the combined cost of promised new spending over the next three years is:

 $+$  $=$



\$3,441 PER HOUSEHOLD
(\$22.05 PER WEEK)

\$8.3B -\$2.4B

 $+$  $+$  $=$

\$10,501 PER HOUSEHOLD
(\$67.31 PER WEEK)

\$8.3B \$12.2B -\$2.4B

 $+$  $=$

\$20,397 PER HOUSEHOLD
(\$130.75 PER WEEK)

\$23.0B \$12.1B

 $+$  $=$

\$20,788 PER HOUSEHOLD
(\$133.26 PER WEEK)

\$8.3B \$27.5B

 $+$  $=$

\$28,744 PER HOUSEHOLD
(\$184.26 PER WEEK)


\$23.0B \$26.5B*

 $+$  $+$  $=$

\$35,787 PER HOUSEHOLD
(\$229.41 PER WEEK)

\$23.0B \$12.1B \$26.5B*


MORE SPENDING = MORE TAX + MORE DEBT



These figures are based on the parties' own estimated costs of their policies and they have been tracked and verified by our own independent economists.

For a full breakdown, visit the Bribe-O-Meter at

www.bribe-o-meter.nz



The total figures per household assume that each party spends what it has promised, and does not take into account possible changes arising from negotiations to form a government.

*This figure is lower than the National and New Zealand First total because, in some cases, Labour is also promising to spend the same amounts in the same areas as New Zealand First.

Authorised by the New Zealand Taxpayers' Union, Level 4, 117 Lambton Quay, Wellington.