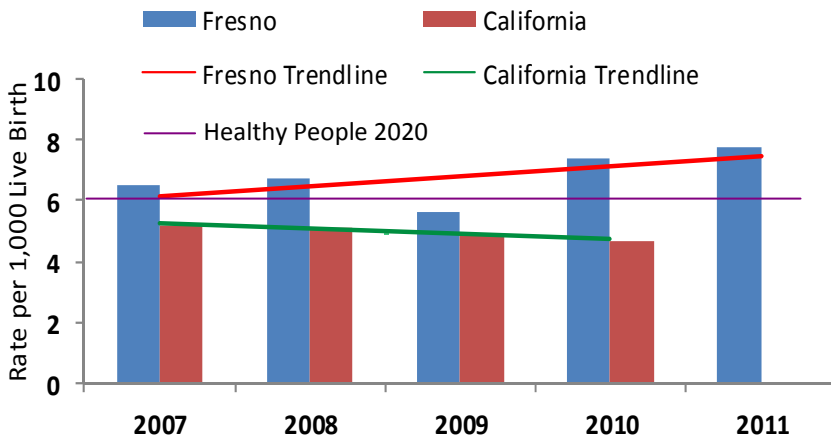




Fresno County Infant Mortality and Preterm Births, 2007-2011

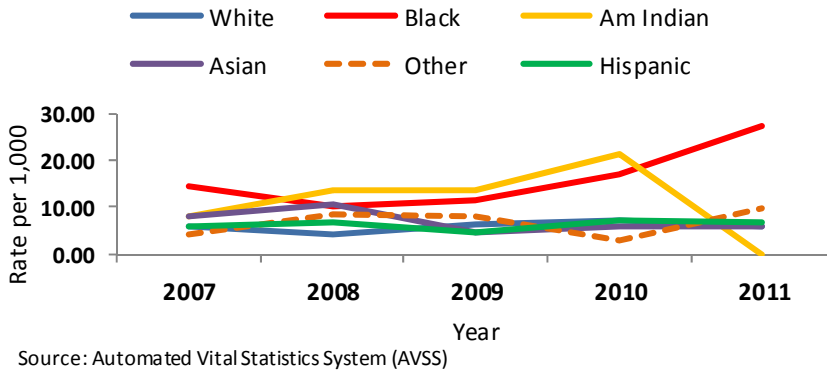
Infant Mortality Rate with Trendlines, Fresno County vs California, 2007-2011



The Healthy People 2020 Objective is to reduce the infant mortality rate to no more than 6.0 per 1,000 births.

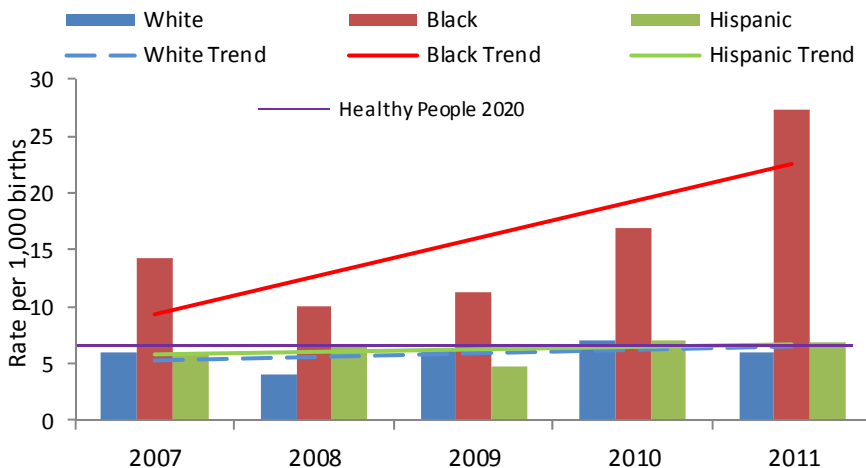
While infant mortality trends downward for California, Fresno County's rate increases 20 percent from 6.5 in 2007 to 7.8 in 2011. Although, the increase is not statistically significant ($p = 0.1529$, CI95%: 0.933, 1.554), the increase does require further study as to why the County rate does not follow California's trend.

Infant Mortality Rate by Race/Ethnicity, 2007-2011, County of Fresno



There are significant differences in infant mortality by race/ethnicity. Within the past five years, Black infants consistently had a higher mortality rate at more than twice the rate of White infants, peaking at 27.3 per 1,000 births in 2011, a rate more than four times the rate of White infants for that year.

Infant Mortality Rate and Trend by Race/Ethnicity, County of Fresno, 2007-2011



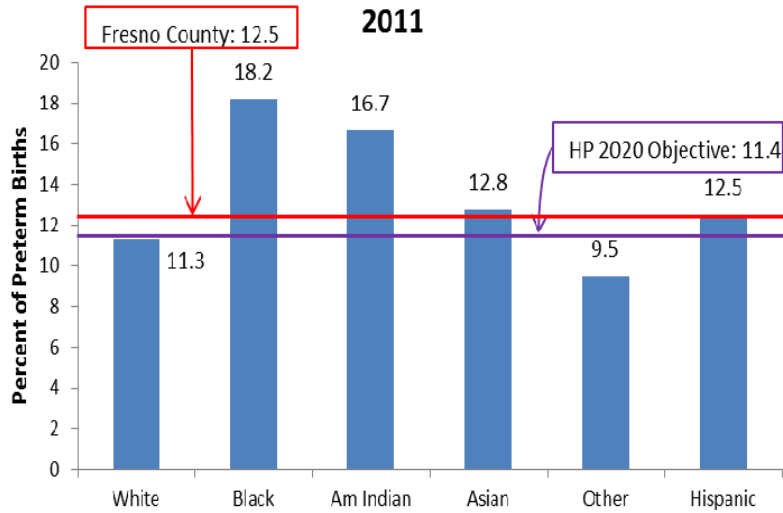
While the overall infant mortality rate in Fresno County increased 20 percent from 2007 to 2011, the Black infant mortality rate has significantly increased 91 percent during that same period ($p = 0.055$, CI95%: 0.9825, 3.838).

As of 2011, Fresno County's Black infant mortality rate is 354 percent above the Healthy People 2020 Objective.



Fresno County Infant Mortality and Preterm Births, 2007-2011

Preterm Births by Race/Ethnicity, County of Fresno, 2007-



Source: Automated Vital Statistics System (AVSS)

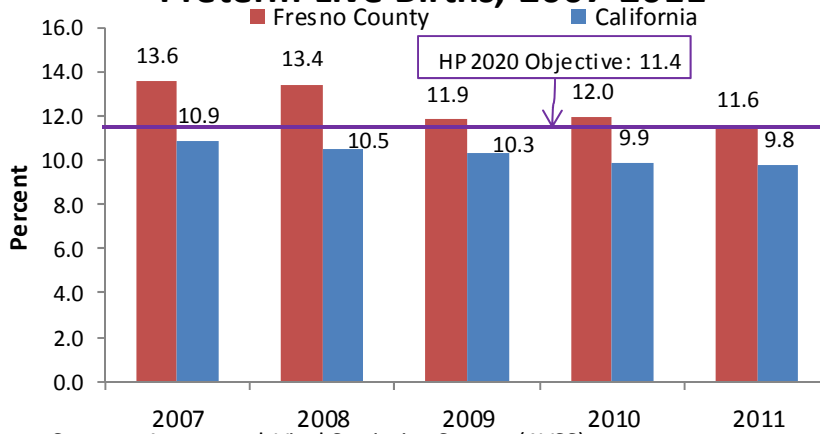
The Healthy People 2020 Objective is to reduce the preterm birth rate to no more than 11.4 per 100 live births.

From 2007 to 2011, Fresno County has a cumulative preterm birth rate of 12.5, which is above the Healthy People 2020 Objective.

Among racial/ethnic groups, Black has a higher rate of preterm births at 18.2, 59.6% above the Healthy People Objective.

The preterm birth rate for White in Fresno County is 11.3, surpassing the Objective set by Healthy People 2020.

Preterm Live Births, 2007-2011



Source: Automated Vital Statistics System (AVSS);

Compared to California, Fresno County has higher rates of preterm births.

While California had met and exceeded the Healthy People 2020 Objective for preterm births for the past five years, Fresno County has not met the Objective in any one year from 2007 to 2011.

In 2011, Fresno County is a mere 0.2 point or 1.8 percent above meeting the Healthy People 2020 Objective.