

## High School Dropouts in California

### High School Dropouts in California and Selected Large Counties: 2011









Region	Percent
California	14.7%

Region	Percent
Alameda County	15.1%
Contra Costa County	10.6%
Fresno County	17.3%
Kern County	16.6%
Los Angeles County	16.5%
Orange County	9.5%
Riverside County	13.5%
Sacramento County	16.0%
San Bernardino County	15.7%
San Diego County	11.0%
Santa Clara County	14.2%

**Definition:** Percentage of public high school students who drop out of high school, based on the four-year adjusted cohort dropout rate (e.g. 14.7% of California 9th-12th grade students dropped out of high school in 2011). The adjusted cohort dropout rate measures the percentage of students who exit grades 9-12 without a high school diploma, GED, or special education certificate of completion and do not remain enrolled after the end of the fourth year.

**Data Source:** California Dept. of Education, California Basic Educational Data System (CBEDS). Accessed at <http://www.cde.ca.gov/ds/sd/sd/filescohort.asp> (May 2013).

### High School Dropouts, by Race/Ethnicity: 2011

California	Percent	Range: 0 - 35%
African American/Black	25.3%	
American Indian/Alaska Native	21.4%	
Asian American	6.0%	
Filipino	6.4%	
Hispanic/Latino	18.2%	
Native Hawaiian/Pacific Islander	17.7%	
White	8.9%	
Multiracial	11.1%	

**Definition:** Percentage of public high school students who drop out of high school, based on the four-year adjusted cohort dropout rate, by race/ethnicity (e.g. 18.2% of California Latino students in grades 9-12 dropped out of high school in 2011). The adjusted cohort dropout rate measures the percentage of students who exit grades 9-12 without a high school diploma, GED, or special education certificate of completion and do not remain enrolled after the end of the fourth year.

**Data Source:** California Dept. of Education, California Basic Educational Data

### WHAT IT IS

Kidsdata.org shows the California Department of Education's four-year adjusted cohort dropout rate, which reflects the [number](#) and [percentage](#) of public high school students who exit grades 9-12 without a high school diploma, GED, or special education certificate of completion and do not remain enrolled after the end of the fourth year. Data also are provided [by race/ethnicity](#). These data come from a new cohort-based measure available only for 2010 and 2011.

### WHY THIS TOPIC IS IMPORTANT

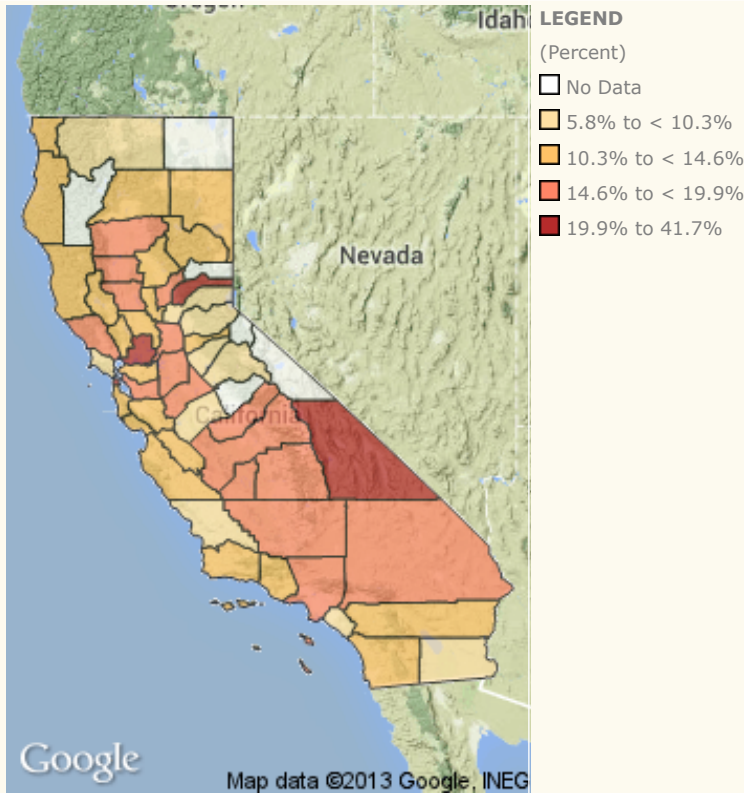
Research has shown that dropping out of high school is associated with a range of adverse employment and life outcomes (1). Young people who do not complete high school are more likely to be unemployed, live in poverty, be dependent on welfare benefits, have poor physical and mental health, and to engage in criminal activity than those with higher education levels (1). Though many who do not receive a high school diploma go on to earn an equivalency degree, such as a GED, this credential also is associated with lower earning potential than a traditional diploma (2). The economic consequences of dropping out of high school do not stop with the individual. Society also faces costs in terms of greater spending on public assistance, higher crime rates, and lower tax revenues (2). One study estimated that if those who dropped out of high school in 2011 had graduated instead, the nation's economy would benefit by about \$154 billion over their lifetimes (3).

### HOW CHILDREN ARE FARING

In 2011, more than 74,000 California students in grades 9-12 dropped out of high school – about one in every seven students (14.7%). Dropout rates vary widely at the county and school district levels. Generally, higher percentages of African American/Black, Latino, American Indian/Alaska Native, and Native Hawaiian/Pacific Islander students drop out of

System (CBEDS). Accessed at <http://www.cde.ca.gov/ds/sd/sd/filescohort.asp> (May 2013).

### High School Dropouts: 2011



**Definition:** Percentage of public high school students who drop out of high school, based on the four-year adjusted cohort dropout rate (e.g. 14.7% of California 9th-12th grade students dropped out of high school in 2011). The adjusted cohort dropout rate measures the percentage of students who exit grades 9-12 without a high school diploma, GED, or special education certificate of completion and do not remain enrolled after the end of the fourth year.

**Data Source:** California Dept. of Education, California Basic Educational Data System (CBEDS). Accessed at <http://www.cde.ca.gov/ds/sd/sd/filescohort.asp> (May 2013).

high school than Asian American, white, and Filipino students.

*View references for this text and additional research on this topic:*

<http://www.kidsdata.org/data/topic/dashboard.aspx?cat=21#whatitis>



**More Data:** [www.kidsdata.org](http://www.kidsdata.org)

**This PDF Overview:**

<http://www.kidsdata.org/pdf/pdfgenerator.aspx?ind=106&includeInd=true&spec=/data/topic/bar.aspx?loc=2&loc=357&ind=106>

**Sign Up for Data Updates:** [www.kidsdata.org/signup.aspx](http://www.kidsdata.org/signup.aspx)

**Kids Data Offers Data for Every City, County, and School District in California**

## High School Dropouts (Race/Ethnicity: All)

California	Percent	Range: 0 - 35%
African American/Black	25.3%	
American Indian/Alaska Native	21.4%	
Asian American	6.0%	
Filipino	6.4%	
Hispanic/Latino	18.2%	
Native Hawaiian/Pacific Islander	17.7%	
White	8.9%	
Multiracial	11.1%	

Fresno County	Percent	Range: 0 - 35%
African American/Black	28.3%	
American Indian/Alaska Native	29.1%	
Asian American	10.7%	
Filipino	LNE	
Hispanic/Latino	19.9%	
Native Hawaiian/Pacific Islander	LNE	
White	11.1%	
Multiracial	LNE	

**Definition:** Percentage of public high school students who drop out of high school, based on the four-year adjusted cohort dropout rate, by race/ethnicity (e.g. 18.2% of California Latino students in grades 9-12 dropped out of high school in 2011). The adjusted cohort dropout rate



**More Data:** [www.kidsdata.org](http://www.kidsdata.org)

**This PDF Overview:**

<http://www.kidsdata.org/pdf/pdfgenerator.aspx?ind=106&includeInd=true&spec=/data/topic/bar.aspx?loc=2&loc=357&ind=106>

**Sign Up for Data Updates:** [www.kidsdata.org/signup.aspx](http://www.kidsdata.org/signup.aspx)

Kids Data Offers Data for Every City, County, and School District in California

measures the percentage of students who exit grades 9-12 without a high school diploma, GED, or special education certificate of completion and do not remain enrolled after the end of the fourth year.

**Data Source:** California Dept. of Education, California Basic Educational Data System (CBEDS). Accessed at <http://www.cde.ca.gov/ds/sd/sd/filescohort.asp> (May 2013).



**More Data:** [www.kidsdata.org](http://www.kidsdata.org)

**This PDF Overview:**

<http://www.kidsdata.org/pdf/pdfgenerator.aspx?ind=106&includeInd=true&spec=/data/topic/bar.aspx?loc=2&loc=357&ind=106>

**Sign Up for Data Updates:** [www.kidsdata.org/signup.aspx](http://www.kidsdata.org/signup.aspx)

Kids Data Offers Data for Every City, County, and School District in California