

EXHIBIT 12

OFFICE OF THE ATTORNEY GENERAL - CALIFORNIA DEPARTMENT OF JUSTICE

2013 Firearms

Used in the Commission of Crimes

This report is available online at
<http://oag.ca.gov/publications#crime>

Division of Law Enforcement
Bureau of Forensic Services
916-227-3635



KAMALA D. HARRIS, ATTORNEY GENERAL

California Penal Code section 34200 requires that "the Attorney General shall provide the Legislature on or before April 15 of each year, commencing in 1998, a written report on the specific types of firearms used in the commission of crimes based upon information obtained from state and local crime laboratories. The report shall include all of the following information regarding crimes in which firearms were used:

- (a) A description of the relative occurrence of firearms most frequently used in the commission of violent crimes, distinguishing whether the firearms used were handguns, rifles, shotguns, assault weapons, or other related types of weapons.
- (b) A description of specific types of firearms that are used in homicides or street gang and drug trafficking crimes.
- (c) The frequency with which stolen firearms were used in the commission of the crimes.
- (d) The frequency with which fully automatic firearms were used in the commission of the crimes.
- (e) Any trends of importance such as those involving specialized ammunition or firearms modifications, such as conversion to a fully automatic weapon, removal of serial number, shortening of barrel, or use of a suppressor."

Pursuant to Penal Code section 34200, the Department of Justice (DOJ) produces this annual report based on data obtained from state and local crime laboratories. Unfortunately, none of the local crime laboratories provided data to the DOJ for inclusion in this year's report. As a result, the 2013 annual report only includes data that was contributed by the ten DOJ crime laboratories that examine firearms.

Relying on data obtained exclusively from the DOJ crime laboratories tends to focus on crimes that were committed in the rural areas of California. Data from major cities are not included. This is because, for purposes of firearms and ballistics work, the DOJ crime laboratories primarily serve the rural areas while the local crime laboratories serve the urban and heavily populated areas of California. During 2013, data collected from the forensic laboratories of the DOJ's Bureau of Forensic Services revealed that 105 of the 474 completed examinations involved firearms that are qualified for inclusion in this report.

Table of Contents

Purpose	2
Scope	2
Firearm Types	2
Crimes of Violence Other than Homicide	3
Homicides	4
Street Gang Crimes	4
Drug Trafficking Crimes	4
Special Cases	5
California Assault Weapons by Year	6

Purpose

This report is prepared by the California Department of Justice, Bureau of Forensic Services (BFS), for the Legislature as directed by California Penal Code section 34200. The report details the specific types of firearms used in the commission of various crimes.

Scope

This report includes firearms examined during 2013 in the BFS Regional Criminalistics Laboratories.

Because BFS serves principally the rural areas of California, the data in this report may not represent gun-use trends within urban areas or within California as a whole.

Firearm Types (Figures 1 and 2)

The 105 qualifying firearms examined included 95 handguns (90.4 percent), six rifles (5.7 percent), four shotguns (3.8 percent), and no machine guns. Two of these firearms (0.1 percent) were assault weapons (as defined in California Penal Code sections 30510 and 30515) and one (0.9 percent) was classified as a short-barreled shotgun or rifle. The most commonly encountered caliber was 9mm Luger, followed by 40 S&W, and 380 Auto.

Firearms Used in All Crimes, 105 Firearms

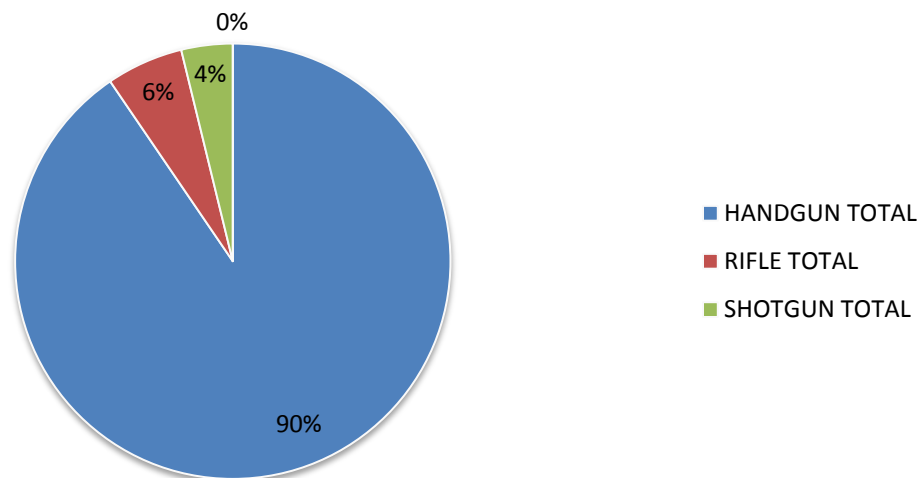


Figure 1

Weapons by Caliber

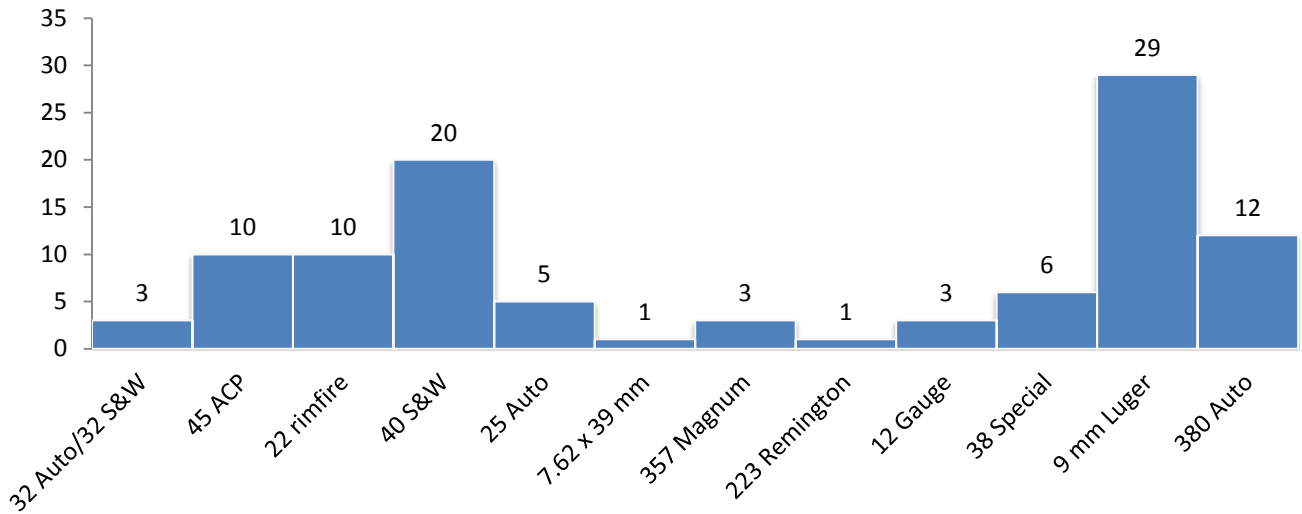


Figure 2

Crimes of Violence other than Homicide (Figure 3)

Sixty-five (61.9 percent of the total) of the firearms examined were involved in crimes of violence other than homicide. The 65 weapons included 59 handguns (90.7 percent), three rifles (4.6 percent), and three shotguns (4.6 percent)

Firearms Used in Crimes of Violence (other than homicides) 65 firearms

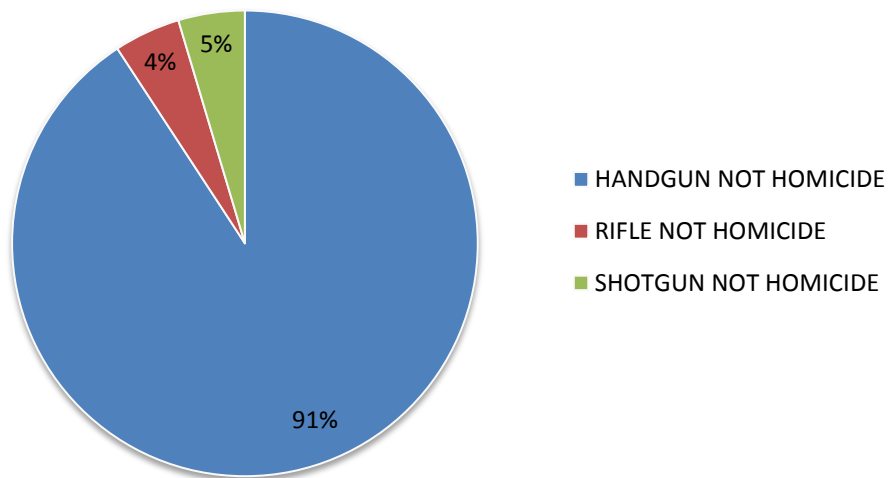


Figure 3

Homicides (Figure 4)

The 40 firearms (38.1 percent of the total) that were submitted in homicide cases included 36 handguns (90 percent), three rifles (7.5 percent), and one shotgun (2.5 percent).

Firearms Used in Homicides (40 Firearms)

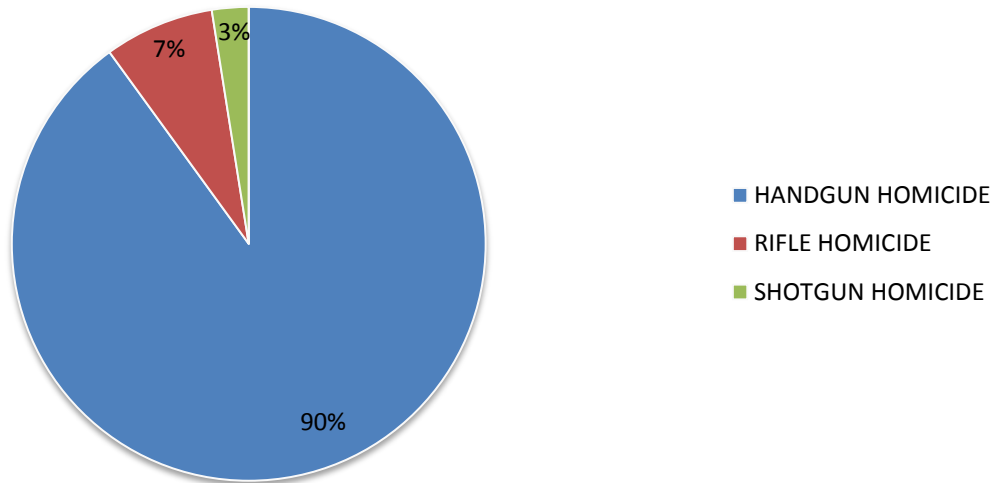


Figure 4

Street Gang Crimes

The two firearms (1.9 percent of the total) that were identified as being related to street gang crimes were handguns (100 percent).

Drug Trafficking Crimes

The four firearms (3.8 percent of the total) that were identified as being used in drug trafficking crimes were handguns.

Special Cases

California Assault Weapons

Two of the firearms examined in 2013 were identified as California Assault Weapons (as defined in California Penal Code sections 30510 and 30515).

Stolen Firearms

One of the firearms examined was confirmed to have been reported stolen. Ownership status was not determined for many of the firearms examined.

Serial Numbers Removed

Six firearms were submitted with the serial numbers removed.

Full Auto Firearms (Machine Guns, Submachine Guns or Full Auto Conversions)

No submachine guns or converted firearms were examined this year.

Short Barreled Rifles or Shotguns

One of the examined firearms was classified as a short-barreled rifle or shotgun.

Officer-Involved Shooting Incidents

Six of the examined firearms were identified as being related to officer-involved shooting incidents. They included five handguns and one rifle.

Suppressors

No firearms equipped with suppressors (silencers) were examined this year.

No unusual ammunition

There was no reported use of armor piercing, exploding, frangible, Glazer-type, incendiary or tracer ammunition.

California Assault Weapons by Year (Figure 5)

California Assault Weapon use has continued at a relatively low level since it was first reported.

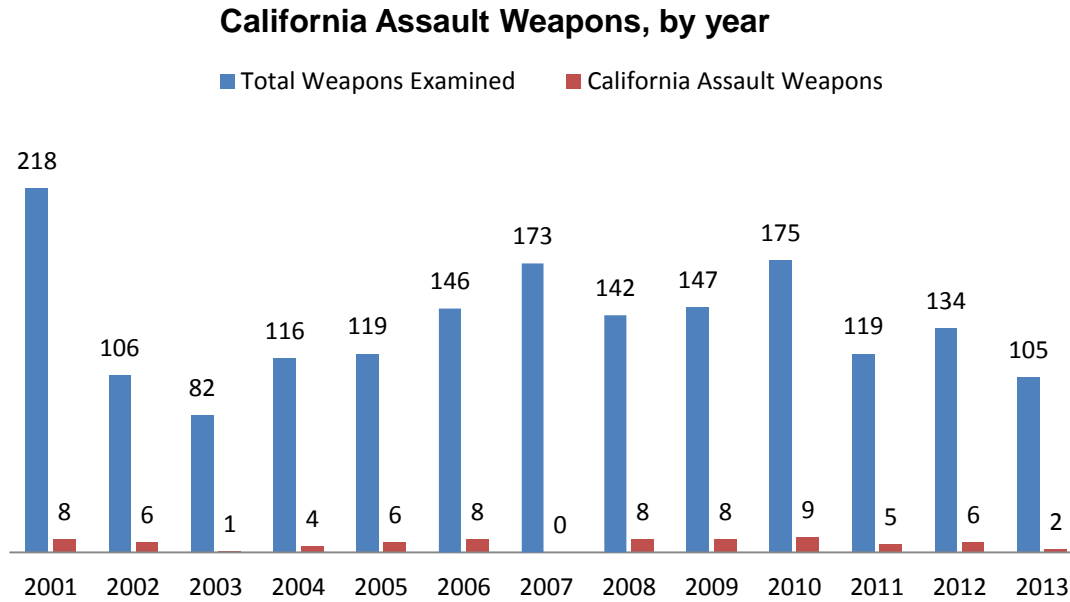


Figure 5