











# LOUISIANA / LOMBARDY: COVID-19

Italy's Lombardy region & Louisiana compared by day after first positive Covid-19 test for positive cases, deaths, number hospitalized, ICU & ventilator patients.

Created by Together Louisiana

togetherla.org

		LOUISIANA		LOMBARDY																	
																					
		# CASES		# DEATHS		# IN HOSPITAL		# IN ICU		# ON VENTILATOR											
<b>WEEK 1</b> March 8 - 14	day 1 ->	1	3															<- day 1	<b>WEEK 1</b> Feb 15 - 21		
	day 2 ->	6	3															<- day 2			
	day 3 ->	13	3															<- day 3			
	day 4 ->	19	3															<- day 4			
	day 5 ->	35	3															<- day 5			
	day 6 ->	77	4	1	0													<- day 6			
	day 7 ->	91	14	2	1													<- day 7			
<b>WEEK 2</b> March 15 - 21	day 8 ->	114	54	2	2	Info not available	Info not available	Info not available	Info not available	Info not available	Info not available	Info not available	Info not available	Info not available	Info not available	Info not available	Info not available	<- day 8	<b>WEEK 2</b> Feb 22 - 28		
	day 9 ->	171	111	4	3													<- day 9			
	day 10 ->	214	172	4	4													<- day 10			
	day 11 ->	280	222	7	6													<- day 11			
	day 12 ->	383	318	10	7													<- day 12			
	day 13 ->	537	436	14	10													<- day 13			
	day 14 ->	763	552	20	14													<- day 14			
<b>WEEK 3</b> March 22 - 28	day 15 ->	837	688	20	22													<- day 15	<b>WEEK 3</b> Feb 29 - March 6		
	day 16 ->	1,172	1,057	34	26													<- day 16			
	day 17 ->	1,388	1,077	46	38	271	478	132	127	94	90							<- day 17			
	day 18 ->	1,795	1,326	65	55	491	698	230	167	163	119							<- day 18			
	day 19 ->	2,305	1,497	83	73	676	877	337	209	239	148							<- day 19			
	day 20 ->	2,746	1,777	119	98	773	1,169	393	244	279	173							<- day 20			
	day 21 ->		2,008		135		1,622		309		219							<- day 21			
<b>WEEK 4</b> March 29 - April 4	day 22 ->		2,742		154		1,661		359		255							<- day 22	<b>WEEK 4</b> March 7 - 13		
	day 23 ->		3,372		267		2,217		399		283							<- day 23			
	day 24 ->		4,490		333		2,802		440		312							<- day 24			
	day 25 ->		4,427		468		3,319		466		331							<- day 25			
	day 26 ->		5,763		617		3,852		560		398							<- day 26			
	day 27 ->		6,896		744		4,247		605		430							<- day 27			
	day 28 ->		7,732		890		4,435		650		462							<- day 28			
<b>WEEK 5</b> April 5 - 11	day 29 ->		9,059		966		4,898		732		520							<- day 29	<b>WEEK 5</b> March 14 - 20		
	day 30 ->		10,043		1,218		5,500		767		545							<- day 30			
	day 31 ->		10,861		1,420		6,171		823		584							<- day 31			
	day 32 ->		12,095		1,640		6,953		879		624							<- day 32			
	day 33 ->		12,266		1,959		7,285		924		656							<- day 33			
	day 34 ->		13,938		2,168		7,387		1,006		714							<- day 34			
	day 35 ->		15,420		2,549		7,735		1,050		746							<- day 35			
<b>WEEK 6</b> April 12 - 18	day 36 ->		17,370		3,095		8,258		1,093		776							<- day 36	<b>WEEK 6</b> March 21 - 27		
	day 37 ->		17,885		3,456		9,439		1,142		811							<- day 37			
	day 38 ->		18,910		3,776		9,266		1,183		840							<- day 38			
	day 39 ->		19,868		4,178		8,963		1,194		848							<- day 39			
	day 40 ->		20,591		4,474		9,329		1,236		878							<- day 40			
	day 41 ->		22,189		4,861		10,245		1,263		897							<- day 41			
		# CASES		# DEATHS		# IN HOSPITAL		# IN ICU		# ON VENTILATOR											

**SOURCES**  
 Lombardy cases: <https://github.com/pcm-dpc/COVID-19/tree/master/schede-riepilogative/regioni>  
 Louisiana cases: <http://www.ldh.la.gov/Coronavirus/>