

June 2016

[togetherlouisiana@gmail.com](mailto:togetherlouisiana@gmail.com)



[togetherla.com](http://togetherla.com)

# Costly and Unusual:

## an analysis of Louisiana's Industrial Tax Exemption Program (ITEP)

**Appendix A:** Breakdown of costs to parishes, school districts & other local bodies.

**Appendix B:** Manufacturing property tax exemption programs in other states.

**Appendix C:** Pending ITEP applications for June 24<sup>th</sup> Commerce & Industry Board meeting.



## **in·cen·tive**     /in'sen(t)iv/

- a thing that motivates or encourages one to do something;
- a concession to stimulate greater output or investment.

## **gift**     /gift/

- a thing given willingly to someone without the expectation of anything in return; a present.

## Overall Corporate Subsidies by State

**Industrial Tax Exemptions are #1 source of public subsidies for corporations in Louisiana.**

**TOGETHER  
LOUISIANA**

Rank	State	Corporate Subsidies
1	New York	\$23,974,689,789
2	Louisiana	\$16,659,935,692
3	Michigan	\$14,199,793,452
4	Washington	\$13,378,264,962
5	New Jersey	\$8,900,756,858
6	Indiana	\$8,142,816,408
7	Kentucky	\$7,725,418,949
8	Texas	\$6,653,709,245
9	Oregon	\$6,653,054,666
10	Missouri	\$5,505,983,189
11	Pennsylvania	\$5,011,816,496
12	Illinois	\$4,875,121,771
13	Ohio	\$4,637,654,611
14	North Carolina	\$4,494,206,385
15	Connecticut	\$4,246,915,669
16	New Mexico	\$4,067,819,794
17	Tennessee	\$3,804,492,345
18	Mississippi	\$3,804,387,807
19	Florida	\$3,450,556,194
20	Alabama	\$3,413,018,766
21	Nevada	\$3,174,859,740
22	Iowa	\$2,908,329,068
23	California	\$2,670,247,463
24	South Carolina	\$2,533,880,431
25	Minnesota	\$2,421,601,745

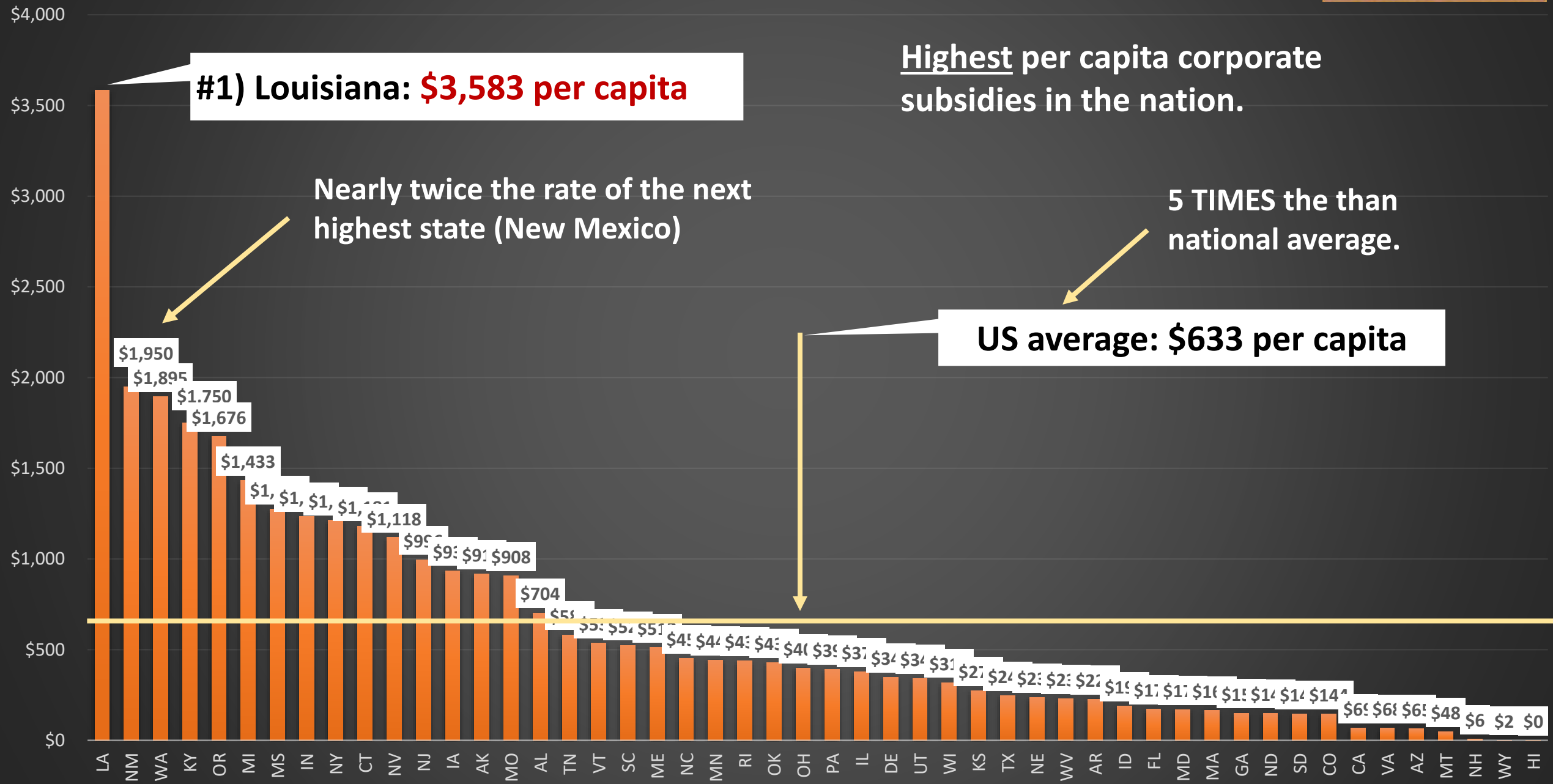
## Population

19.7 million

4.6 million

Rank	State	Corporate Subsidies
26	Wisconsin	\$1,832,327,312
27	Oklahoma	\$1,667,965,854
28	Georgia	\$1,522,717,351
29	Massachusetts	\$1,121,502,357
30	Maryland	\$1,020,557,805
31	Utah	\$1,000,738,632
32	Kansas	\$793,317,346
33	Colorado	\$773,824,248
34	Arkansas	\$682,215,269
35	Maine	\$681,443,625
36	Alaska	\$676,803,280
37	Virginia	\$565,547,785
38	Rhode Island	\$462,565,091
39	Nebraska	\$443,936,362
40	Arizona	\$435,037,197
41	West Virginia	\$426,777,726
42	Vermont	\$336,895,134
43	Delaware	\$324,280,692
44	Idaho	\$310,702,207
45	South Dakota	\$123,437,018
46	North Dakota	\$110,524,376
47	Montana	\$48,810,402
48	New Hampshire	\$8,382,095
49	Wyoming	\$1,226,569
50	Hawaii	\$515,430

# Corporate subsidies per capita by State



# Industrial Tax Exemption Program

**Cost to local governments of  
current exemptions:**

**\$16.7 billion**  
(over 10 years)

**# of permanent jobs attributed to  
exemptions by companies  
receiving subsidies (over 10 years):**

**31,150**

**Public subsidy per  
permanent job created:**

**\$535,343**

# Louisiana's Industrial Tax Exemption

**Manufacturing entities are eligible for exemption of 100% of local property taxes on value of new investment.**

**Exemptions are granted for new or expanded manufacturing facilities and for routine replacement of machinery and equipment.**

**Exemptions last for 10 years, in two 5-year increments.**

# Louisiana's Industrial Tax Exemption

**LOCAL property tax revenue is being exempted (i.e. funding for local school districts, parishes, cities, sheriffs, libraries, parks, etc.)**

**But a STATE board (Board of Commerce & Industry) grants the subsidies, without the approval of the local governments losing the exempted tax revenue.**

**Only tax exemption program in the nation in which a state body gives away the tax revenue of local bodies, without their approval.**

# Tax Foundation assessment:

“Louisiana offers the lowest overall tax burden in the country to new operations, due less to its overall tax structure than to **unusually generous incentives programs**.

New capital- and labor-intensive manufacturing firms experience **effective tax rates at or under 0.1 percent** due to some of the **most generous property tax incentives** and withholding tax incentives in the nation.”



*Location Matters (2015).*



**Property tax exemptions for manufacturing projects are not uncommon in other states.**

## **4 things make Louisiana's Industrial Tax Exemption extremely unusual ...**

**#1) There is no process of evaluation of return on investment and assessment of whether subsidized investments would have happened even without the subsidies. The program is structured as an entitlement, not an incentive.**

**#2) The local governmental bodies whose property tax revenue is being offered as a subsidy have no say in whether their own money is granted as subsidies.**

**#3) All local jurisdictions (including school districts) are subject to the exemption.**  
*(Programs in most states forbid the exemption of school district taxes.)*

**#4) It is (as the Tax Foundation put it) “unusually generous” – a 100% exemption for 10 years.**

# Programs in other states are very different ...

## Alabama

Requires **local approval** by each governmental jurisdiction abating its own property taxes. **School district taxes cannot be abated.**

## Arkansas

Payment in Lieu of Taxes (PILOT) program. Maximum abatement is **65% of would-be property taxes.**

Requires **local approval** by government jurisdictions whose revenue would be foregone.

## Florida

Each county seeking to implement an abatement program must hold a **referendum of voters** to approve its creation.

All abatements require **local approval** of each jurisdiction offering subsidies. Detailed reporting and selection criteria guide **“return on investment” evaluation.**

## Mississippi

Fee in lieu of property taxes, with **maximum abatement at 66%** of would-be property tax levy.

**School taxes cannot be abated.** Requires **approval of local governing authorities** whose revenue would be foregone.

## Georgia

Direct property tax abatements are unconstitutional. Complex “Bond-Lease Program” as workaround.

All aspects require **approval of local entities** offering the abatement.

## Texas

Abatements require **approval of each local governmental jurisdiction** abating its tax revenue.

**School district taxes may not be abated.**

**Louisiana’s program is unique in the nation for having one governmental entity (a state board) exempting tax revenue belonging to other entities, without their approval.**

# How much is the Industrial Tax Exemption costing local parishes?

SEE APPENDIX B FOR BREAKDOWN OF FOREGONE REVENUE FOR EVERY PARISH.

11











<u>PARISH</u>	<u>Cost of active property tax exemptions (10-year total)</u>
Jefferson	\$192 million
Orleans	\$133 million
St. Charles	\$1.3 billion
East Baton Rouge	\$664 million
Ascension	\$1.3 billion
Iberville	\$737 million
Calcasieu	\$2.97 billion
Cameron	\$5.3 billion

Source: Louisiana Economic Development, "Assessors Reports: Industrial Tax Exemption" (June 10<sup>th</sup>, 2016) & Louisiana Tax Commission, "Annual Report" (2015).

# How much is ITEP costing parishes, school districts & local services with dedicated millages?

SEE APPENDIX A FOR BREAKDOWN OF FOREGONE REVENUE FOR EVERY PARISH AND LOCAL JURISDICTION.

12

<b><u>PARISH</u></b>	 <b>Lost revenue PER YEAR <u>(total)</u></b>	 <b><u>School Districts</u></b>	 <b>Sheriff / Police / <u>Corrections</u></b>	 <b><u>Fire Dep'ts</u></b>	 <b><u>Roads &amp; Bridges</u></b>	 <b><u>Parks &amp; Libraries</u></b>	 <b><u>Health &amp; hospitals</u></b>	 <b><u>Parish Gov't, Levees, Other</u></b>
<b>Jefferson</b>	<b>\$19.2 million</b>	<b>\$4.2 million</b>	<b>\$2.5 million</b>	<b>\$3.5 million</b>	<b>\$440,000</b>	<b>\$1.1 million</b>	<b>\$438,000</b>	<b>\$7.1 million</b>
<b>Orleans</b>	<b>\$13.3 million</b>	<b>\$3.7 million</b>	<b>\$900,000</b>	<b>\$700,000</b>	<b>\$155,000</b>	<b>\$1 million</b>	<b>\$0</b>	<b>\$6.9 million</b>
<b>St. Charles</b>	<b>\$129 million</b>	<b>\$61.3 million</b>	<b>\$23.3 million</b>	<b>\$1.6 million</b>	<b>\$7.6 million</b>	<b>\$8.2 million</b>	<b>\$6.9 million</b>	<b>\$20 million</b>
<b>E. Baton Rouge</b>	<b>\$66.4 million</b>	<b>\$26.7 million</b>	<b>\$8.9 million</b>	<b>\$5.4 million</b>	<b>\$79,000</b>	<b>\$14.6 million</b>	<b>\$1.8 million</b>	<b>\$8.7 million</b>
<b>Ascension</b>	<b>\$131 million</b>	<b>\$74.1 million</b>	<b>\$18.6 million</b>	<b>\$4.6 million</b>	<b>\$0</b>	<b>\$8.2 million</b>	<b>\$4.8 million</b>	<b>\$20.5 million</b>
<b>Iberville</b>	<b>\$73.7 million</b>	<b>\$41 million</b>	<b>\$15.7 million</b>	<b>\$467,000</b>	<b>\$0</b>	<b>\$5 million</b>	<b>\$0</b>	<b>\$11.6 million</b>
<b>Calcasieu</b>	<b>\$297 million</b>	<b>\$80 million</b>	<b>\$58.1 million</b>	<b>\$13.7 million</b>	<b>\$10.9 million</b>	<b>\$29.7 million</b>	<b>\$12.8 million</b>	<b>\$90.8 million</b>
<b>Cameron</b>	<b>\$532 million</b>	<b>\$136 million</b>	<b>\$104 million</b>	<b>\$18.5 million</b>	<b>\$25.1 million</b>	<b>\$39 million</b>	<b>\$95 million</b>	<b>\$115 million</b>

Source: Louisiana Economic Development, "Assessors Reports: Industrial Tax Exemption" (June 10<sup>th</sup>, 2016) & Louisiana Tax Commission, "Annual Report" (2015).

**Cost of Industrial Tax Exemptions  
to local school districts:**

**\$587 million per year**

**Cost to implement universal  
Pre-K in Louisiana:**

**\$185 million per year**

---

**In these 34 parishes, lost school district revenue exempted  
under ITEP would be enough to implement universal pre-K:**

Allen	Allen	Ascension	Assumption
Beauregard	Bienville	Caddo	Calcasieu
Caldwell	Cameron	DeSoto	East Baton Rouge
East Carroll	East Feliciana	Iberville	Jackson
La Salle	Lafourche	Lincoln	Morehouse
Natchitoches	Plaquemines	Pointe Coupee	Rapides
Red River	Sabine	St Bernard	St Charles
St James	St John the Baptist	St Mary	Washington
Webster	West Baton Rouge	West Feliciana	

# The Louisiana Constitution gives the Governor the authority to reform the Industrial Tax Exemption

## LA Constitution, Article 7.21

(F) Notwithstanding any contrary provision of this Section, the State Board of Commerce and Industry or its successor, with the approval of the governor, may enter into contracts for the exemption from ad valorem taxes of a new manufacturing establishment or an addition to an existing manufacturing establishment, on such terms and conditions as the board, with the approval of the governor, deems in the best interest of the state.

**(“The power to approve or disapprove  
is the power to reform.”)**

# Recommended Reforms











- #1) For an exemption to be approved, each local governmental entity whose tax revenue is in question must approve the exemption.**
- #2) Exemptions should be granted based on return-on-investment analysis, selecting only proposed investments that would not take place without the proposed subsidy (make the program an “incentive”, not a “gift”).**
- #3) The amount and duration of exemptions should be brought into alignment with those offered by other states (e.g. maximum abatement 65% of property taxes owed).**
- #4) School District taxes should not be subject to the exemption.**













# Costly and unusual:

an analysis of the Industrial Tax Exemption Program (ITEP), with amounts of foregone revenue by locality/public service and public cost per job created.

## Appendix A

Sources:				Breakdown of foregone property tax revenue by local jurisdiction or public service:										# permanent jobs attributed to ITEP	Public subsidy per job created
LA Economic Development, "Assessors Reports: Industrial Tax Exemption" (pulled 6/10/2016) ; LA Tax Commission, "Annual Report" (2015).															
Parish	Total local property tax revenue paid by taxpayers (2015)	10-year subsidy Total foregone property tax revenue currently authorized under ITEP	1-year subsidy Annual foregone property tax revenue	School Districts	Sheriff/Police, Corrections <sup>1</sup>	Parish Gov't & Misc.	Health <sup>2</sup>	Libraries	Fire	Recreation & Parks	Roads & Bridges	Drainage & Flooding	Levees		
STATEWIDE	\$4,356,725,807	-\$16,675,941,763	-\$1,667,594,176	-\$586,639,756	-\$316,558,119	-\$281,460,562	-\$136,414,420	-\$75,136,669	-\$69,584,734	-\$61,055,807	-\$60,544,652	-\$52,387,222	-\$27,812,235	31,150	\$ 535,343
Acadia	\$27,475,852	-\$10,367,907	-\$1,036,791	-\$426,405	-\$112,596	-\$166,618	-\$38,610	-\$61,746	-\$97,783	\$0	-\$46,201	-\$86,831	\$0	45	\$ 230,398
Allen	\$14,480,729	-\$72,513,583	-\$7,251,358	-\$2,266,572	-\$974,104	-\$745,939	-\$666,169	-\$493,211	-\$412,979	-\$260,985	-\$1,316,284	-\$115,115	\$0	513	\$ 141,352
Ascension	\$126,719,575	-\$1,308,448,410	-\$130,844,841	-\$74,142,882	-\$18,634,995	-\$9,697,332	-\$4,815,246	-\$8,185,920	-\$4,590,152	\$0	\$0	-\$6,503,371	-\$4,274,943	1,559	\$ 839,287
Assumption	\$17,816,215	-\$10,171,208	-\$1,017,121	-\$398,191	-\$293,766	-\$193,233	\$0	-\$20,217	-\$50,545	-\$6,750	-\$6,739	-\$6,968	-\$40,712	36	\$ 282,534
Avoyelles	\$9,755,463	-\$157,862	-\$15,786	-\$5,207	-\$1,413	-\$3,505	-\$1,090	-\$1,367	-\$1,777	\$0	\$0	-\$799	-\$629	7	\$ 22,552
Beauregard	\$26,339,508	-\$63,104,952	-\$6,310,495	-\$2,914,339	-\$862,485	-\$883,124	-\$126,446	-\$410,812	-\$384,302	-\$132,191	-\$596,795	\$0	\$0	125	\$ 504,840
Bienville	\$39,182,971	-\$32,292,951	-\$3,229,295	-\$1,765,421	-\$613,161	-\$235,423	-\$110,483	-\$120,204	-\$208,942	-\$24,801	-\$150,862	\$0	\$0	43	\$ 750,999
Bossier	\$104,634,068	-\$19,145,365	-\$1,914,537	-\$1,031,984	-\$298,408	-\$202,504	-\$30,829	-\$135,510	-\$130,039	\$0	-\$35,980	\$0	-\$49,283	577	\$ 33,181
Caddo	\$239,695,202	-\$331,428,418	-\$33,142,842	-\$18,111,309	-\$5,664,337	-\$5,132,669	-\$578,964	-\$2,250,793	-\$1,404,769	\$0	\$0	\$0	\$0	1,599	\$ 207,272
Calcasieu	\$209,775,431	-\$2,965,419,044	-\$296,541,904	-\$80,413,005	-\$58,101,449	-\$75,163,319	-\$12,896,609	-\$15,500,656	-\$13,708,232	-\$14,212,474	-\$10,906,830	-\$15,639,331	\$0	1,017	\$ 2,915,850
Caldwell	\$8,076,442	-\$24,315	-\$2,432	-\$1,009	-\$583	-\$372	-\$37	-\$122	\$0	-\$95	-\$150	-\$44	-\$18	2	\$ 12,158
Cameron	\$36,489,870	-\$5,319,635,642	-\$531,963,564	-\$135,621,437	-\$103,841,881	-\$97,892,696	-\$95,109,589	-\$13,485,377	-\$18,580,438	-\$25,013,259	-\$25,199,455	-\$17,219,432	\$0	600	\$ 8,866,059
Claiborne	\$10,822,036	-\$13,934	-\$1,393	-\$554	\$0	-\$437	\$0	-\$99	-\$105	-\$27	-\$172	\$0	\$0	0	∞
Concordia	\$14,341,264	-\$7,974,072	-\$797,407	-\$306,576	-\$154,790	-\$226,776	-\$13,587	\$0	-\$36,475	-\$29,310	\$0	\$0	-\$29,894	37	\$ 215,515
DeSoto	\$80,192,354	-\$143,421,659	-\$14,342,166	-\$7,555,688	-\$1,596,326	-\$1,876,079	-\$1,048,429	\$0	-\$1,545,634	\$0	-\$719,435	\$0	-\$575	198	\$ 724,352
East Baton Rouge	\$446,641,825	-\$664,055,667	-\$66,405,567	-\$26,790,422	-\$8,948,493	-\$8,545,879	-\$1,815,094	-\$6,251,343	-\$5,475,344	-\$8,387,122	-\$79,101	\$0	-\$112,770	1,960	\$ 338,804
East Carroll	\$5,712,501	-\$11,506,683	-\$1,150,668	-\$143,995	-\$134,711	-\$430,208	-\$151,615	-\$71,997	-\$37,489	\$0	-\$72,173	-\$72,173	-\$36,307	48	\$ 239,723
East Feliciana	\$8,245,793	-\$10,768,501	-\$1,076,850	-\$440,339	-\$113,657	-\$199,095	-\$86,596	-\$54,122	-\$183,042	\$0	\$0	\$0	\$0	5	\$ 2,153,700
Evangeline	\$16,933,304	-\$16,132,714	-\$1,613,271	-\$521,696	-\$131,254	-\$336,684	-\$47,559	-\$121,463	-\$207,737	\$0	-\$243,535	-\$3,343	\$0	266	\$ 60,649
Grant	\$8,806,304	-\$4,581,918	-\$458,192	-\$184,123	-\$132,389	-\$38,911	-\$8,923	-\$27,954	-\$39,028	-\$971	-\$22,087	\$0	-\$3,807	15	\$ 305,461
Iberia	\$43,810,692	-\$22,794,279	-\$2,279,428	-\$1,058,183	-\$342,209	-\$416,159	-\$50,436	-\$152,285	-\$153,330	\$0	\$0	-\$97,944	-\$8,882	1,065	\$ 21,403
Iberville	\$63,554,596	-\$737,312,317	-\$73,731,232	-\$40,976,339	-\$15,695,425	-\$5,361,804	\$0	-\$2,834,262	-\$467,620	-\$2,125,697	\$0	-\$3,542,829	-\$2,727,256	406	\$ 1,816,040
Jackson	\$24,503,910	-\$22,921,463	-\$2,292,146	-\$547,554	-\$449,713	-\$290,784	-\$362,522	-\$155,303	-\$174,998	-\$108,490	-\$202,781	\$0	\$0	0	∞
Jefferson	\$361,487,729	-\$192,152,725	-\$19,215,273	-\$4,245,823	-\$2,352,912	-\$4,488,664	-\$437,809	-\$1,178,674	-\$3,508,411	\$0	-\$440,387	-\$1,759,974	-\$802,618	790	\$ 243,231
Jefferson Davis	\$19,886,013	-\$10,209,877	-\$1,020,988	-\$396,741	-\$155,797	-\$180,738	\$0	-\$61,384	-\$91,146	\$0	-\$77,356	-\$57,826	\$0	128	\$ 79,765
La Salle	\$11,833,765	-\$77,146,329	-\$7,714,633	-\$2,229,247	-\$2,094,383	-\$1,332,786	-\$564,870	-\$418,014	-\$82,085	-\$143,255	-\$847,944	\$0	-\$2,048	233	\$ 331,100
Lafayette	\$175,570,485	-\$47,106,468	-\$4,710,647	-\$1,874,616	-\$1,248,998	-\$605,036	-\$44,687	-\$364,198	\$0	\$0	-\$386,544	-\$186,568	\$0	1,471	\$ 32,023
Lafourche	\$127,434,225	-\$45,639,997	-\$4,564,000	-\$1,620,889	-\$493,940	-\$960,359	-\$260,683	-\$193,940	-\$269,350	-\$75,801	-\$163,581	-\$142,211	-\$383,247	444	\$ 102,793



Sources:				Breakdown of foregone property tax revenue by local jurisdiction or public service:											
LA Economic Development, "Assessors Reports: Industrial Tax Exemption" (pulled 6/10/2016) ; LA Tax Commission, "Annual Report" (2015).														# permanent jobs attributed to ITEP	Public subsidy per job created
Parish	Total local property tax revenue paid by taxpayers (2015)	10-year subsidy Total foregone property tax revenue currently authorized under ITEP	1-year subsidy Annual foregone property tax revenue	School Districts	Sheriff/Police, Corrections <sup>1</sup>	Parish Gov't & Misc.	Health <sup>2</sup>	Libraries	Fire	Recreation & Parks	Roads & Bridges	Drainage & Flooding	Levees		
Lincoln	\$34,125,543	-\$58,657,785	-\$5,865,779	-\$3,157,037	-\$822,446	-\$957,579	\$0	-\$422,703	-\$112,473	-\$87,465	-\$306,075	\$0	\$0	208	\$ 282,009
Livingston	\$55,015,019	-\$9,341,807	-\$934,181	-\$300,880	-\$202,990	-\$112,923	-\$20,790	-\$91,474	-\$87,102	-\$62,799	-\$41,579	-\$13,644	\$0	526	\$ 17,760
Morehouse	\$12,017,883	-\$28,453,836	-\$2,845,384	-\$1,265,078	-\$179,105	-\$301,811	-\$314,910	-\$108,566	-\$362,080	\$0	-\$183,041	-\$89,664	-\$41,129	107	\$ 265,924
Natchitoches	\$29,431,154	-\$69,566,561	-\$6,956,656	-\$2,095,067	-\$1,394,675	-\$1,384,403	-\$629,680	-\$543,570	-\$460,470	\$0	-\$254,551	\$0	-\$194,240	584	\$ 119,121
Orleans	\$574,147,166	-\$133,234,742	-\$13,323,474	-\$3,714,988	-\$921,163	-\$5,853,324	\$0	-\$462,426	-\$691,590	-\$517,360	-\$155,782	\$0	-\$1,006,843	1,865	\$ 71,440
Ouachita	\$96,604,527	-\$117,732,463	-\$11,773,246	-\$5,115,665	-\$2,979,976	-\$792,676	-\$272,497	-\$929,455	-\$1,221,067	-\$193,073	-\$3,314	\$0	-\$265,523	2,610	\$ 45,108
Plaquemines	\$71,294,584	-\$88,933,724	-\$8,893,372	-\$3,312,791	-\$2,232,504	-\$2,149,718	-\$857,716	-\$135,715	\$0	\$0	-\$204,929	\$0	\$0	170	\$ 523,140
Pointe Coupee	\$24,145,357	-\$14,749,627	-\$1,474,963	-\$465,853	-\$419,740	-\$176,491	\$0	-\$109,913	-\$170,950	\$0	-\$22,537	\$0	-\$109,479	14	\$ 1,053,545
Rapides	\$87,106,320	-\$278,846,662	-\$27,884,666	-\$11,587,676	-\$4,180,056	-\$3,411,645	-\$253,775	-\$1,695,007	-\$3,227,826	-\$517,239	-\$2,278,632	-\$103,527	-\$629,284	1,794	\$ 155,433
Red River	\$22,971,097	-\$56,845,090	-\$5,684,509	-\$2,562,425	-\$836,051	-\$1,132,383	-\$115,864	-\$406,135	-\$451,260	\$0	\$0	\$0	-\$180,390	150	\$ 378,967
Richland	\$14,465,504	-\$22,968,786	-\$2,296,879	-\$834,057	-\$345,077	-\$402,449	-\$318,646	-\$215,109	-\$84,789	\$0	\$0	\$0	-\$96,751	356	\$ 64,519
Sabine	\$16,358,280	-\$8,223,346	-\$822,335	-\$321,354	-\$116,995	-\$115,394	-\$8,958	-\$45,237	-\$93,655	\$0	-\$120,742	\$0	\$0	72	\$ 114,213
St Bernard	\$45,007,644	-\$143,469,579	-\$14,346,958	-\$4,129,044	-\$3,127,735	-\$1,369,505	-\$878,783	-\$377,204	-\$2,802,218	-\$221,224	-\$310,937	\$0	-\$1,130,308	44	\$ 3,260,672
St Charles	\$147,391,783	-\$1,291,787,246	-\$129,178,725	-\$61,385,251	-\$23,360,743	-\$11,592,298	-\$6,913,545	-\$4,898,933	-\$1,684,354	-\$3,269,623	-\$7,670,451	\$0	-\$8,403,527	282	\$ 4,580,806
St Helena	\$7,559,470	-\$2,509,934	-\$250,993	-\$74,203	-\$38,714	-\$23,398	-\$37,736	-\$4,288	-\$25,870	-\$3,006	-\$43,779	\$0	\$0	11	\$ 228,176
St James	\$61,811,773	-\$667,635,661	-\$66,763,566	-\$27,253,167	-\$16,182,172	-\$6,370,847	-\$3,744,439	-\$1,872,214	-\$2,875,923	-\$638,434	-\$3,659,612	-\$1,872,214	-\$2,294,544	798	\$ 836,636
St John the Baptist	\$53,096,418	-\$808,703,811	-\$80,870,381	-\$27,010,416	-\$24,042,079	-\$15,758,669	-\$659,629	-\$6,829,904	\$0	-\$1,546,004	-\$2,606,771	\$0	-\$2,416,909	228	\$ 3,546,947
St Landry	\$36,852,623	-\$15,232,991	-\$1,523,299	-\$516,305	-\$131,682	-\$129,627	-\$58,274	-\$10,447	-\$351,555	\$0	-\$171,382	-\$126,912	-\$27,115	54	\$ 282,092
St Martin	\$38,128,745	-\$14,931,966	-\$1,493,197	-\$497,964	-\$293,331	-\$227,338	-\$39,437	-\$116,103	-\$71,810	-\$19,394	-\$133,577	-\$77,549	-\$16,695	726	\$ 20,567
St Mary	\$60,419,413	-\$89,729,404	-\$8,972,940	-\$3,364,193	-\$1,111,647	-\$1,793,283	-\$366,112	-\$468,600	-\$276,901	-\$388,649	\$0	-\$742,399	-\$461,156	1,498	\$ 59,899
St Tammany	\$278,176,492	-\$23,783,124	-\$2,378,312	-\$1,067,104	-\$225,534	-\$373,020	-\$66,177	-\$98,447	-\$435,389	-\$77,906	-\$638	-\$34,099	\$0	366	\$ 64,981
Tangipahoa	\$49,969,597	-\$17,520,524	-\$1,752,052	-\$260,823	-\$405,296	-\$324,876	-\$86,285	-\$114,532	-\$206,405	-\$165,415	-\$20,778	-\$167,640	\$0	509	\$ 34,421
Terrebonne	\$82,099,750	-\$60,357,048	-\$6,035,705	-\$973,144	-\$634,543	-\$1,891,321	-\$138,640	\$0	-\$909,698	-\$666,287	-\$5,562	-\$490,571	-\$325,937	2,078	\$ 29,046
Union	\$12,923,305	-\$6,842,156	-\$684,216	-\$299,804	-\$46,602	-\$128,710	-\$51,761	-\$27,793	-\$37,324	\$0	-\$92,222	\$0	\$0	1,372	\$ 4,987
Vermilion	\$34,842,253	-\$9,249,649	-\$924,965	-\$392,405	-\$92,040	-\$105,528	-\$46,948	-\$48,098	-\$19,068	\$0	-\$98,132	-\$122,746	\$0	111	\$ 83,330
Vernon	\$17,121,789	-\$762,375	-\$76,238	-\$33,715	-\$12,718	-\$14,731	-\$2,031	-\$4,964	\$0	\$0	-\$8,079	\$0	\$0	43	\$ 17,730
Washington	\$19,963,727	-\$40,151,810	-\$4,015,181	-\$1,669,561	-\$429,238	-\$498,398	-\$403,099	-\$164,679	-\$344,353	\$0	-\$505,852	\$0	\$0	52	\$ 772,150
Webster	\$26,068,212	-\$33,979,061	-\$3,397,906	-\$1,449,451	-\$593,539	-\$403,292	\$0	-\$420,452	-\$420,223	\$0	-\$110,949	\$0	\$0	351	\$ 96,806
West Baton Rouge	\$34,900,744	-\$371,147,605	-\$37,114,761	-\$13,564,865	-\$6,957,455	-\$7,135,108	-\$674,138	-\$1,771,773	\$0	-\$2,160,699	\$0	-\$3,111,406	-\$1,739,316	874	\$ 424,654
West Carroll	\$4,021,786	-\$45,282	-\$4,528	-\$1,787	-\$853	-\$723	\$0	-\$311	\$0	\$0	-\$664	-\$92	-\$99	0	∞
West Feliciana	\$21,831,975	-\$39,221,379	-\$3,922,138	-\$1,769,794	-\$698,861	-\$876,348	-\$172,255	-\$130,424	-\$274,456	\$0	\$0	\$0	\$0	103	\$ 380,790
Winn	\$6,637,750	-\$4,878,469	-\$487,847	-\$203,341	-\$98,386	-\$45,613	-\$15,413	-\$61,220	-\$44,177	\$0	-\$19,697	\$0	\$0	5	\$ 975,694

<sup>1</sup>Includes dedicated millages for sheriff, police, jails and corrections. Orleans Parish figure includes some fire funding.

<sup>2</sup>Health spending includes dedicated millages for hospital service districts, ambulance & health units.

**Note: The parishes of Catahoula, Franklin, Madison and Tensas are not included above because they have no current Industrial Tax Exemptions to manufacturing companies.**

# Current Cost of the Industrial Tax Exemption to the State of Louisiana



[togetherlouisiana@gmail.com](mailto:togetherlouisiana@gmail.com)




Current cost of exempted local property tax revenue: **-\$16,675,941,763**  
*(life of 10-year exemption)*

Annual cost of exempted property tax revenue: **-\$1,667,594,176**

Cost to implement Universal Pre-K statewide: **\$183,693,400**      # of property tax payers: 2,301,988  
Property taxes paid in 2015: \$4,356,725,807

## Breakdown of cost to parish by local entity / public service (per year):



-\$586,639,756

School Districts



-\$316,558,119

Sheriff, Police, Corrections



-\$69,584,734

Fire Departments



-\$136,414,420

Health & Hospitals



-\$75,136,669

Libraries




-\$281,460,562

Parish Gov't & Misc.




-\$61,055,807

Recreation & Parks



-\$60,544,652

Roads & Bridges



-\$52,387,222

Drainage & Flooding



-\$27,812,235

Levees

Source: Louisiana Economic Development, "Assessors Reports: Industrial Tax Exemption" (pulled 6/10/2016); Louisiana Tax Commission, "Annual Report" (2015).

# **Parish Profiles**

# Current Cost of the Industrial Tax Exemption to Acadia Parish



[togetherlouisiana@gmail.com](mailto:togetherlouisiana@gmail.com)



Current cost of exempted property tax revenue: **-\$10,367,907**  
*(life of 10-year exemption)*

Annual cost of exempted property tax revenue: **-\$1,036,791**

# of property tax payers: 34,129

Property taxes paid in 2015: \$27,475,852

## Breakdown of cost to parish by local entity / public service (per year):



-\$426,405

School Districts



-\$112,596

Sheriff, Police, Corrections



-\$97,783

Fire Departments



-\$38,610

Health & Hospitals



-\$61,746

Libraries




-\$166,618

Parish Gov't & Misc.




\$0

Recreation & Parks



-\$46,201

Roads & Bridges



-\$86,831

Drainage & Flooding



\$0

Levees

# Current Cost of the Industrial Tax Exemption to Allen Parish



[togetherlouisiana@gmail.com](mailto:togetherlouisiana@gmail.com)



Current cost of exempted property tax revenue: **-\$72,513,583**  
*(life of 10-year exemption)*

Annual cost of exempted property tax revenue: **-\$7,251,358**

Cost to implement Universal Pre-K in parish: **\$721,050**

# of property tax payers: 9,198  
Property taxes paid in 2015: \$14,480,729

## Breakdown of cost to parish by local entity / public service (per year):



-\$2,266,572

School Districts



-\$974,104

Sheriff, Police, Corrections



-\$412,979

Fire Departments



-\$666,169

Health & Hospitals



-\$493,211

Libraries




-\$745,939

Parish Gov't & Misc.




-\$260,985

Recreation & Parks



-\$1,316,284

Roads & Bridges



-\$115,115

Drainage & Flooding



\$0

Levees



# Current Cost of the Industrial Tax Exemption to Ascension Parish



[togetherlouisiana@gmail.com](mailto:togetherlouisiana@gmail.com)




**Current cost of exempted property tax revenue: -\$1,308,448,410**  
(life of 10-year exemption)

**Annual cost of exempted property tax revenue: -\$130,844,841**

**Cost to implement Universal Pre-K in parish: \$6,375,050**

# of property tax payers: 44,965  
Property taxes paid in 2015: \$126,719,575

**Breakdown of cost to parish by local entity / public service (per year):**

 **-\$74,142,882**  
School Districts

 **-\$18,634,995**  
Sheriff, Police, Corrections

 **-\$4,590,152**  
Fire Departments


 **-\$4,815,246**  
Health & Hospitals

 **-\$8,185,920**  
Libraries

 **-\$9,697,332**  
Parish Gov't & Misc.

 **\$0**  
Recreation & Parks

 **\$0**  
Roads & Bridges

 **-\$6,503,371**  
Drainage & Flooding

 **-\$4,274,943**  
Levees

# Current Cost of the Industrial Tax Exemption to Assumption Parish



[togetherlouisiana@gmail.com](mailto:togetherlouisiana@gmail.com)



Current cost of exempted property tax revenue: **-\$10,171,208**  
*(life of 10-year exemption)*

Annual cost of exempted property tax revenue: **-\$1,017,121**

Cost to implement Universal Pre-K in parish: **\$39,050**

# of property tax payers: 12,100  
Property taxes paid in 2015: \$17,816,215

## Breakdown of cost to parish by local entity / public service (per year):



-\$398,191

School Districts



-\$293,766

Sheriff, Police, Corrections



-\$50,545

Fire Departments



\$0

Health & Hospitals



-\$20,217

Libraries




-\$193,233

Parish Gov't & Misc.



-\$6,750

Recreation & Parks



-\$6,739

Roads & Bridges



-\$6,968

Drainage & Flooding



-\$40,712

Levees

Source: Louisiana Economic Development, "Assessors Reports: Industrial Tax Exemption" (pulled 6/10/2016); Louisiana Tax Commission, "Annual Report" (2015).

# Current Cost of the Industrial Tax Exemption to Avoyelles Parish



[togetherlouisiana@gmail.com](mailto:togetherlouisiana@gmail.com)



Current cost of exempted property tax revenue: **-\$157,862**  
*(life of 10-year exemption)*

Annual cost of exempted property tax revenue: **-\$15,786**

# of property tax payers: 27,457

Property taxes paid in 2015: \$9,755,463

## Breakdown of cost to parish by local entity / public service (per year):



-\$5,207

School Districts



-\$1,413

Sheriff, Police, Corrections



-\$1,777

Fire Departments



-\$1,090

Health & Hospitals



-\$1,367

Libraries




-\$3,505

Parish Gov't & Misc.



\$0

Recreation & Parks



\$0

Roads & Bridges



-\$799

Drainage & Flooding



-\$629

Levees

Source: Louisiana Economic Development, "Assessors Reports: Industrial Tax Exemption" (pulled 6/10/2016); Louisiana Tax Commission, "Annual Report" (2015).



# Current Cost of the Industrial Tax Exemption to Beauregard Parish



[togetherlouisiana@gmail.com](mailto:togetherlouisiana@gmail.com)



Current cost of exempted property tax revenue: **-\$63,104,952**  
*(life of 10-year exemption)*

Annual cost of exempted property tax revenue: **-\$6,310,495**

Cost to implement Universal Pre-K in parish: **\$2,111,450**

# of property tax payers: 17,401  
Property taxes paid in 2015: \$26,339,508

## Breakdown of cost to parish by local entity / public service (per year):



-\$2,914,339

School Districts



-\$862,485

Sheriff, Police, Corrections



-\$384,302

Fire Departments



-\$126,446

Health & Hospitals



-\$410,812

Libraries




-\$883,124

Parish Gov't & Misc.



-\$132,191

Recreation & Parks



-\$596,795

Roads & Bridges



\$0

Drainage & Flooding



\$0

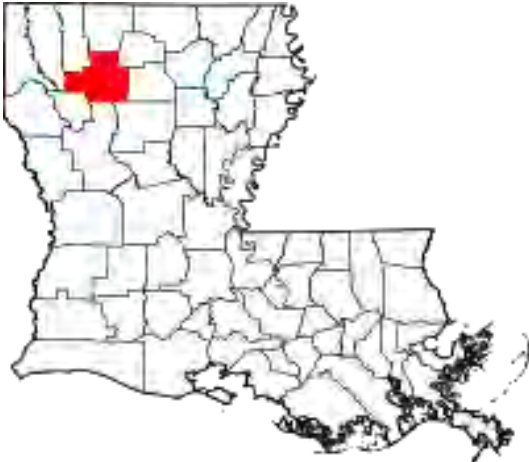
Levees

Source: Louisiana Economic Development, "Assessors Reports: Industrial Tax Exemption" (pulled 6/10/2016); Louisiana Tax Commission, "Annual Report" (2015).

# Current Cost of the Industrial Tax Exemption to Bienville Parish



[togetherlouisiana@gmail.com](mailto:togetherlouisiana@gmail.com)



Current cost of exempted property tax revenue: **-\$32,292,951**  
*(life of 10-year exemption)*

Annual cost of exempted property tax revenue: **-\$3,229,295**

Cost to implement Universal Pre-K in parish: **\$64,625**

# of property tax payers: 13,524  
Property taxes paid in 2015: \$39,182,971

## Breakdown of cost to parish by local entity / public service (per year):



**-\$1,765,421**

School Districts



**-\$613,161**

Sheriff, Police, Corrections



**-\$208,942**

Fire Departments



**-\$110,483**

Health & Hospitals



**-\$120,204**

Libraries



**-\$235,423**

Parish Gov't & Misc.



**-\$24,801**

Recreation & Parks



**-\$150,862**

Roads & Bridges



**\$0**

Drainage & Flooding



**\$0**

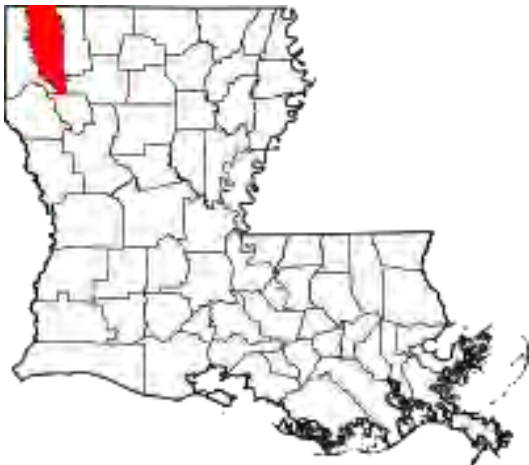
Levees

Source: Louisiana Economic Development, "Assessors Reports: Industrial Tax Exemption" (pulled 6/10/2016); Louisiana Tax Commission, "Annual Report" (2015).

# Current Cost of the Industrial Tax Exemption to Bossier Parish



[togetherlouisiana@gmail.com](mailto:togetherlouisiana@gmail.com)



Current cost of exempted property tax revenue: **-\$19,145,365**  
*(life of 10-year exemption)*

Annual cost of exempted property tax revenue: **-\$1,914,537**

# of property tax payers: 61,709

Property taxes paid in 2015: \$104,634,068

## Breakdown of cost to parish by local entity / public service (per year):



-\$1,031,984

School Districts



-\$298,408

Sheriff, Police, Corrections



-\$130,039

Fire Departments



-\$30,829

Health & Hospitals



-\$135,510

Libraries



-\$202,504

Parish Gov't & Misc.



\$0

Recreation & Parks



-\$35,980

Roads & Bridges



\$0

Drainage & Flooding



-\$49,283

Levees

# Current Cost of the Industrial Tax Exemption to Caddo Parish



[togetherlouisiana@gmail.com](mailto:togetherlouisiana@gmail.com)



Current cost of exempted property tax revenue: **-\$331,428,418**  
*(life of 10-year exemption)*

Annual cost of exempted property tax revenue: **-\$33,142,842**

Cost to implement Universal Pre-K in parish: **\$14,650,900**      # of property tax payers: 155,438  
Property taxes paid in 2015: \$239,695,202

**Breakdown of cost to parish by local entity / public service (per year):**



-\$18,111,309

School Districts



-\$5,664,337

Sheriff, Police, Corrections



-\$1,404,769

Fire Departments



-\$578,964

Health & Hospitals



-\$2,250,793

Libraries



-\$5,132,669

Parish Gov't & Misc.



\$0

Recreation & Parks



\$0

Roads & Bridges



\$0

Drainage & Flooding



\$0

Levees

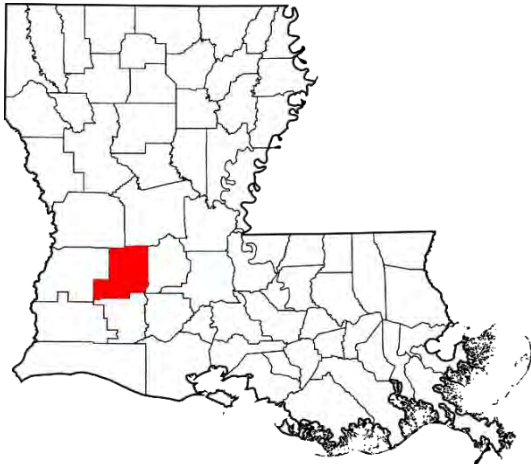
Source: Louisiana Economic Development, "Assessors Reports: Industrial Tax Exemption" (pulled 6/10/2016); Louisiana Tax Commission, "Annual Report" (2015).



# Current Cost of the Industrial Tax Exemption to Calcasieu Parish



[togetherlouisiana@gmail.com](mailto:togetherlouisiana@gmail.com)



Current cost of exempted property tax revenue: **-\$2,965,419,044**  
*(life of 10-year exemption)*

Annual cost of exempted property tax revenue: **-\$296,541,904**

Cost to implement Universal Pre-K in parish: **\$3,868,700**

# of property tax payers: 94,054

Property taxes paid in 2015: \$209,775,431

## Breakdown of cost to parish by local entity / public service (per year):



-\$80,413,005

School Districts



-\$58,101,449

Sheriff, Police, Corrections



-\$13,708,232

Fire Departments



-\$12,896,609

Health & Hospitals



-\$15,500,656

Libraries



-\$75,163,319

Parish Gov't & Misc.



-\$14,212,474

Recreation & Parks



-\$10,906,830

Roads & Bridges



-\$15,639,331

Drainage & Flooding



\$0

Levees

# Current Cost of the Industrial Tax Exemption to Caldwell Parish



[togetherlouisiana@gmail.com](mailto:togetherlouisiana@gmail.com)



Current cost of exempted property tax revenue: **-\$24,315**  
*(life of 10-year exemption)*

Annual cost of exempted property tax revenue: **-\$2,432**

# of property tax payers: 9,008

Property taxes paid in 2015: \$8,076,442

## Breakdown of cost to parish by local entity / public service (per year):



-\$1,009

School Districts



-\$583

Sheriff, Police, Corrections



\$0

Fire Departments



-\$37

Health & Hospitals



-\$122

Libraries



-\$372

Parish Gov't & Misc.



-\$95

Recreation & Parks



-\$150

Roads & Bridges



-\$44

Drainage & Flooding



-\$18

Levees

Source: Louisiana Economic Development, "Assessors Reports: Industrial Tax Exemption" (pulled 6/10/2016); Louisiana Tax Commission, "Annual Report" (2015).

# Current Cost of the Industrial Tax Exemption to Cameron Parish



[togetherlouisiana@gmail.com](mailto:togetherlouisiana@gmail.com)



Current cost of exempted  
property tax revenue: **-\$5,319,635,642**  
*(life of 10-year exemption)*

Annual cost of exempted  
property tax revenue: **-\$531,963,564**

Cost to implement  
Universal Pre-K in parish: **\$240,900**

# of property tax payers: 14,229  
Property taxes paid in 2015: \$36,489,870

## Breakdown of cost to parish by local entity / public service (per year):



-\$135,621,437

School Districts



-\$103,841,881

Sheriff, Police, Corrections



-\$18,580,438

Fire Departments



-\$95,109,589

Health & Hospitals



-\$13,485,377

Libraries



-\$97,892,696

Parish Gov't & Misc.



-\$25,013,259

Recreation & Parks



-\$25,199,455

Roads & Bridges



-\$17,219,432

Drainage & Flooding



\$0

Levees

# Current Cost of the Industrial Tax Exemption to Claiborne Parish



[togetherlouisiana@gmail.com](mailto:togetherlouisiana@gmail.com)



Current cost of exempted property tax revenue: **-\$13,934**  
(life of 10-year exemption)

Annual cost of exempted property tax revenue: **-\$1,393**

# of property tax payers: 14,322

Property taxes paid in 2015: \$10,822,036

## Breakdown of cost to parish by local entity / public service (per year):



-\$554

School Districts



\$0

Sheriff, Police, Corrections



-\$105

Fire Departments



\$0

Health & Hospitals



-\$99

Libraries



-\$437

Parish Gov't & Misc.



-\$27

Recreation & Parks



-\$172

Roads & Bridges



\$0

Drainage & Flooding



\$0

Levees



# Current Cost of the Industrial Tax Exemption to Concordia Parish



[togetherlouisiana@gmail.com](mailto:togetherlouisiana@gmail.com)



Current cost of exempted property tax revenue: **-\$7,974,072**  
*(life of 10-year exemption)*

Annual cost of exempted property tax revenue: **-\$797,407**

Cost to implement Universal Pre-K in parish: **\$860,750**

# of property tax payers: 10,504  
Property taxes paid in 2015: \$14,341,264

**Breakdown of cost to parish by local entity / public service (per year):**



-\$306,576

School Districts



-\$154,790

Sheriff, Police, Corrections



-\$36,475

Fire Departments



-\$13,587

Health & Hospitals



\$0

Libraries



-\$226,776

Parish Gov't & Misc.



-\$29,310

Recreation & Parks



\$0

Roads & Bridges



\$0

Drainage & Flooding



-\$29,894

Levees

# Current Cost of the Industrial Tax Exemption to DeSoto Parish



[togetherlouisiana@gmail.com](mailto:togetherlouisiana@gmail.com)




Current cost of exempted property tax revenue: **-\$143,421,659**  
*(life of 10-year exemption)*

Annual cost of exempted property tax revenue: **-\$14,342,166**

Cost to implement Universal Pre-K in parish: **\$518,650**

# of property tax payers: 18,527  
Property taxes paid in 2015: \$80,192,354

## Breakdown of cost to parish by local entity / public service (per year):

**-\$7,555,688**

School Districts

**-\$1,596,326**

Sheriff, Police, Corrections

**-\$1,545,634**

Fire Departments

**-\$1,048,429**

Health & Hospitals

**\$0**


Libraries

**-\$1,876,079**

Parish Gov't & Misc.

**\$0**

Recreation & Parks

**-\$719,435**

Roads & Bridges

**\$0**

Drainage & Flooding

**-\$575**

Levees

Source: Louisiana Economic Development, "Assessors Reports: Industrial Tax Exemption" (pulled 6/10/2016); Louisiana Tax Commission, "Annual Report" (2015).

# Current Cost of the Industrial Tax Exemption to East Baton Rouge Parish



[togetherlouisiana@gmail.com](mailto:togetherlouisiana@gmail.com)




Current cost of exempted property tax revenue: **-\$664,055,667**  
*(life of 10-year exemption)*

Annual cost of exempted property tax revenue: **-\$66,405,567**

Cost to implement Universal Pre-K in parish: **\$16,520,900**      # of property tax payers: 214,553  
Property taxes paid in 2015: \$446,641,825

**Breakdown of cost to parish by local entity / public service (per year):**



-\$26,790,422

School Districts



-\$8,948,493

Sheriff, Police, Corrections



-\$5,475,344

Fire Departments



-\$1,815,094

Health & Hospitals



-\$6,251,343

Libraries



-\$8,545,879

Parish Gov't & Misc.



-\$8,387,122

Recreation & Parks



-\$79,101

Roads & Bridges



\$0

Drainage & Flooding



-\$112,770

Levees

Source: Louisiana Economic Development, "Assessors Reports: Industrial Tax Exemption" (pulled 6/10/2016); Louisiana Tax Commission, "Annual Report" (2015).

# Current Cost of the Industrial Tax Exemption to East Carroll Parish



[togetherlouisiana@gmail.com](mailto:togetherlouisiana@gmail.com)



Current cost of exempted property tax revenue: **-\$11,506,683**  
*(life of 10-year exemption)*

Annual cost of exempted property tax revenue: **-\$1,150,668**

Cost to implement Universal Pre-K in parish: **\$209,000**

# of property tax payers: 5,973  
Property taxes paid in 2015: \$5,712,501

## Breakdown of cost to parish by local entity / public service (per year):



-\$143,995

School Districts



-\$134,711

Sheriff, Police, Corrections



-\$37,489

Fire Departments



-\$151,615

Health & Hospitals



-\$71,997

Libraries




-\$430,208

Parish Gov't & Misc.




\$0

Recreation & Parks



-\$72,173

Roads & Bridges



-\$72,173

Drainage & Flooding



-\$36,307

Levees

Source: Louisiana Economic Development, "Assessors Reports: Industrial Tax Exemption" (pulled 6/10/2016); Louisiana Tax Commission, "Annual Report" (2015).



# Current Cost of the Industrial Tax Exemption to East Feliciana Parish



[togetherlouisiana@gmail.com](mailto:togetherlouisiana@gmail.com)



Current cost of exempted property tax revenue: **-\$10,768,501**  
*(life of 10-year exemption)*

Annual cost of exempted property tax revenue: **-\$1,076,850**

Cost to implement Universal Pre-K in parish: **\$326,150**

# of property tax payers: 12,051  
Property taxes paid in 2015: \$8,245,793

## Breakdown of cost to parish by local entity / public service (per year):



-\$440,339

School Districts



-\$113,657

Sheriff, Police, Corrections



-\$183,042

Fire Departments



-\$86,596

Health & Hospitals



-\$54,122

Libraries



-\$199,095

Parish Gov't & Misc.



\$0

Recreation & Parks



\$0

Roads & Bridges



\$0

Drainage & Flooding



\$0

Levees

Source: Louisiana Economic Development, "Assessors Reports: Industrial Tax Exemption" (pulled 6/10/2016); Louisiana Tax Commission, "Annual Report" (2015).

# Current Cost of the Industrial Tax Exemption to Evangeline Parish



[togetherlouisiana@gmail.com](mailto:togetherlouisiana@gmail.com)



Current cost of exempted property tax revenue: **-\$16,132,714**  
*(life of 10-year exemption)*

Annual cost of exempted property tax revenue: **-\$1,613,271**

Cost to implement Universal Pre-K in parish: **\$1,732,225**

# of property tax payers: 15,637  
Property taxes paid in 2015: \$16,933,304

## Breakdown of cost to parish by local entity / public service (per year):



-\$521,696

School Districts



-\$131,254

Sheriff, Police, Corrections



-\$207,737

Fire Departments



-\$47,559

Health & Hospitals



-\$121,463

Libraries




-\$336,684

Parish Gov't & Misc.



\$0

Recreation & Parks



-\$243,535

Roads & Bridges



-\$3,343

Drainage & Flooding



\$0

Levees

# Current Cost of the Industrial Tax Exemption to Grant Parish



[togetherlouisiana@gmail.com](mailto:togetherlouisiana@gmail.com)



Current cost of exempted property tax revenue: **-\$4,581,918**  
*(life of 10-year exemption)*

Annual cost of exempted property tax revenue: **-\$458,192**

# of property tax payers: 7,837

Property taxes paid in 2015: \$8,806,304

## Breakdown of cost to parish by local entity / public service (per year):



-\$184,123

School Districts



-\$132,389

Sheriff, Police, Corrections



-\$39,028

Fire Departments



-\$8,923

Health & Hospitals



-\$27,954

Libraries



-\$38,911

Parish Gov't & Misc.



-\$971

Recreation & Parks



-\$22,087

Roads & Bridges



\$0

Drainage & Flooding



-\$3,807

Levees

# Current Cost of the Industrial Tax Exemption to Iberia Parish



[togetherlouisiana@gmail.com](mailto:togetherlouisiana@gmail.com)



Current cost of exempted property tax revenue: **-\$22,794,279**  
*(life of 10-year exemption)*

Annual cost of exempted property tax revenue: **-\$2,279,428**

Cost to implement Universal Pre-K in parish: **\$3,935,250**

# of property tax payers: 31,497  
Property taxes paid in 2015: \$43,810,692

## Breakdown of cost to parish by local entity / public service (per year):



-\$1,058,183

School Districts



-\$342,209

Sheriff, Police, Corrections



-\$153,330

Fire Departments



-\$50,436

Health & Hospitals



-\$152,285

Libraries



-\$416,159

Parish Gov't & Misc.



\$0

Recreation & Parks



\$0

Roads & Bridges



-\$97,944

Drainage & Flooding



-\$8,882

Levees

Source: Louisiana Economic Development, "Assessors Reports: Industrial Tax Exemption" (pulled 6/10/2016); Louisiana Tax Commission, "Annual Report" (2015).



# Current Cost of the Industrial Tax Exemption to Iberville Parish



[togetherlouisiana@gmail.com](mailto:togetherlouisiana@gmail.com)



Current cost of exempted property tax revenue: **-\$737,312,317**  
*(life of 10-year exemption)*

Annual cost of exempted property tax revenue: **-\$73,731,232**

Cost to implement Universal Pre-K in parish: **\$90,750**

# of property tax payers: 14,997  
Property taxes paid in 2015: \$63,554,596

## Breakdown of cost to parish by local entity / public service (per year):

**-\$40,976,339**

School Districts

**-\$15,695,425**

Sheriff, Police, Corrections

**-\$467,620**

Fire Departments

**\$0**

Health & Hospitals

**-\$2,834,262**

Libraries

**-\$5,361,804**


Parish Gov't & Misc.

**-\$2,125,697**

Recreation & Parks

**\$0**

Roads & Bridges

**-\$3,542,829**

Drainage & Flooding

**-\$2,727,256**

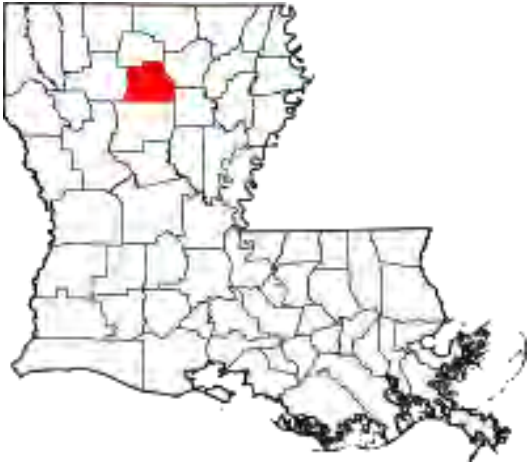
Levees

Source: Louisiana Economic Development, "Assessors Reports: Industrial Tax Exemption" (pulled 6/10/2016); Louisiana Tax Commission, "Annual Report" (2015).

# Current Cost of the Industrial Tax Exemption to Jackson Parish



[togetherlouisiana@gmail.com](mailto:togetherlouisiana@gmail.com)



Current cost of exempted property tax revenue: **-\$22,921,463**  
(life of 10-year exemption)

Annual cost of exempted property tax revenue: **-\$2,292,146**

Cost to implement Universal Pre-K in parish: **\$654,775**

# of property tax payers: 10,152  
Property taxes paid in 2015: \$24,503,910

## Breakdown of cost to parish by local entity / public service (per year):

 **-\$547,554**  
School Districts

 **-\$449,713**  
Sheriff, Police, Corrections


 **-\$174,998**  
Fire Departments

 **-\$362,522**  
Health & Hospitals

 **-\$155,303**  
Libraries

 **-\$290,784**  
Parish Gov't & Misc.

 **-\$108,490**  
Recreation & Parks

 **-\$202,781**  
Roads & Bridges

 **\$0**  
Drainage & Flooding

 **\$0**  
Levees

# Current Cost of the Industrial Tax Exemption to Jefferson Davis Parish



[togetherlouisiana@gmail.com](mailto:togetherlouisiana@gmail.com)



Current cost of exempted property tax revenue: **-\$10,209,877**  
*(life of 10-year exemption)*

Annual cost of exempted property tax revenue: **-\$1,020,988**

Cost to implement Universal Pre-K in parish: **\$883,300**

# of property tax payers: 17,638  
Property taxes paid in 2015: \$19,886,013

## Breakdown of cost to parish by local entity / public service (per year):



-\$396,741

School Districts



-\$155,797

Sheriff, Police, Corrections



-\$91,146

Fire Departments



\$0

Health & Hospitals



-\$61,384

Libraries



-\$180,738

Parish Gov't & Misc.




\$0

Recreation & Parks



-\$77,356

Roads & Bridges



-\$57,826

Drainage & Flooding



\$0

Levees

# Current Cost of the Industrial Tax Exemption to Jefferson Parish



[togetherlouisiana@gmail.com](mailto:togetherlouisiana@gmail.com)



Current cost of exempted property tax revenue: **-\$192,152,725**  
*(life of 10-year exemption)*

Annual cost of exempted property tax revenue: **-\$19,215,273**

Cost to implement Universal Pre-K in parish: **\$14,688,575**      # of property tax payers: 160,374  
Property taxes paid in 2015: \$361,487,729

## Breakdown of cost to parish by local entity / public service (per year):



-\$4,245,823

School Districts



-\$2,352,912

Sheriff, Police, Corrections



-\$3,508,411

Fire Departments



-\$437,809

Health & Hospitals



-\$1,178,674

Libraries




-\$4,488,664

Parish Gov't & Misc.




\$0

Recreation & Parks



-\$440,387

Roads & Bridges



-\$1,759,974

Drainage & Flooding



-\$802,618

Levees

Source: Louisiana Economic Development, "Assessors Reports: Industrial Tax Exemption" (pulled 6/10/2016); Louisiana Tax Commission, "Annual Report" (2015).



# Current Cost of the Industrial Tax Exemption to La Salle Parish



[togetherlouisiana@gmail.com](mailto:togetherlouisiana@gmail.com)



Current cost of exempted property tax revenue: **-\$77,146,329**  
*(life of 10-year exemption)*

Annual cost of exempted property tax revenue: **-\$7,714,633**

Cost to implement Universal Pre-K in parish: **\$360,250**

# of property tax payers: 11,190  
Property taxes paid in 2015: \$11,833,765

## Breakdown of cost to parish by local entity / public service (per year):



-\$2,229,247

School Districts



-\$2,094,383

Sheriff, Police, Corrections



-\$82,085

Fire Departments



-\$564,870

Health & Hospitals



-\$418,014

Libraries




-\$1,332,786

Parish Gov't & Misc.



-\$143,255

Recreation & Parks



-\$847,944

Roads & Bridges



\$0

Drainage & Flooding



-\$2,048

Levees

Source: Louisiana Economic Development, "Assessors Reports: Industrial Tax Exemption" (pulled 6/10/2016); Louisiana Tax Commission, "Annual Report" (2015).

# Current Cost of the Industrial Tax Exemption to Lafayette Parish



[togetherlouisiana@gmail.com](mailto:togetherlouisiana@gmail.com)



Current cost of exempted property tax revenue: **-\$47,106,468**  
*(life of 10-year exemption)*

Annual cost of exempted property tax revenue: **-\$4,710,647**

# of property tax payers: 116,943

Property taxes paid in 2015: \$175,570,485

## Breakdown of cost to parish by local entity / public service (per year):



-\$1,874,616

School Districts



-\$1,248,998

Sheriff, Police, Corrections



\$0

Fire Departments



-\$44,687

Health & Hospitals



-\$364,198

Libraries




-\$605,036

Parish Gov't & Misc.




\$0

Recreation & Parks



-\$386,544

Roads & Bridges



-\$186,568

Drainage & Flooding



\$0

Levees

Source: Louisiana Economic Development, "Assessors Reports: Industrial Tax Exemption" (pulled 6/10/2016); Louisiana Tax Commission, "Annual Report" (2015).

# Current Cost of the Industrial Tax Exemption to Lafourche Parish



[togetherlouisiana@gmail.com](mailto:togetherlouisiana@gmail.com)



Current cost of exempted property tax revenue: **-\$45,639,997**  
*(life of 10-year exemption)*

Annual cost of exempted property tax revenue: **-\$4,564,000**

Cost to implement Universal Pre-K in parish: **\$2,171,400**

# of property tax payers: 38,128  
Property taxes paid in 2015: \$127,434,225

## Breakdown of cost to parish by local entity / public service (per year):



-\$1,620,889

School Districts



-\$493,940

Sheriff, Police, Corrections



-\$269,350

Fire Departments



-\$260,683

Health & Hospitals



-\$193,940

Libraries




-\$960,359

Parish Gov't & Misc.




-\$75,801

Recreation & Parks



-\$163,581

Roads & Bridges



-\$142,211

Drainage & Flooding



-\$383,247

Levees

Source: Louisiana Economic Development, "Assessors Reports: Industrial Tax Exemption" (pulled 6/10/2016); Louisiana Tax Commission, "Annual Report" (2015).



# Current Cost of the Industrial Tax Exemption to Lincoln Parish



[togetherlouisiana@gmail.com](mailto:togetherlouisiana@gmail.com)



Current cost of exempted property tax revenue: **-\$58,657,785**  
*(life of 10-year exemption)*

Annual cost of exempted property tax revenue: **-\$5,865,779**

Cost to implement Universal Pre-K in parish: **\$2,095,500**

# of property tax payers: 29,833  
Property taxes paid in 2015: \$34,125,543

## Breakdown of cost to parish by local entity / public service (per year):

**-\$3,157,037**

School Districts

**-\$822,446**

Sheriff, Police, Corrections

**-\$112,473**

Fire Departments

**\$0**

Health & Hospitals

**-\$422,703**


Libraries

**-\$957,579**

Parish Gov't & Misc.

**-\$87,465**

Recreation & Parks

**-\$306,075**

Roads & Bridges

**\$0**

Drainage & Flooding

**\$0**

Levees

Source: Louisiana Economic Development, "Assessors Reports: Industrial Tax Exemption" (pulled 6/10/2016); Louisiana Tax Commission, "Annual Report" (2015).

# Current Cost of the Industrial Tax Exemption to Livingston Parish



[togetherlouisiana@gmail.com](mailto:togetherlouisiana@gmail.com)



Current cost of exempted property tax revenue: **-\$9,341,807**  
*(life of 10-year exemption)*

Annual cost of exempted property tax revenue: **-\$934,181**

# of property tax payers: 54,743  
Property taxes paid in 2015: \$55,015,019

## Breakdown of cost to parish by local entity / public service (per year):



-\$300,880

School Districts



-\$202,990

Sheriff, Police, Corrections




-\$87,102

Fire Departments



-\$20,790

Health & Hospitals



-\$91,474

Libraries



-\$112,923

Parish Gov't & Misc.



-\$62,799

Recreation & Parks



-\$41,579

Roads & Bridges



-\$13,644

Drainage & Flooding



\$0

Levees

Source: Louisiana Economic Development, "Assessors Reports: Industrial Tax Exemption" (pulled 6/10/2016); Louisiana Tax Commission, "Annual Report" (2015).

# Current Cost of the Industrial Tax Exemption to Morehouse Parish



[togetherlouisiana@gmail.com](mailto:togetherlouisiana@gmail.com)



Current cost of exempted property tax revenue: **-\$28,453,836**  
*(life of 10-year exemption)*

Annual cost of exempted property tax revenue: **-\$2,845,384**

Cost to implement Universal Pre-K in parish: **\$1,524,325**

# of property tax payers: 22,949  
Property taxes paid in 2015: \$12,017,883

## Breakdown of cost to parish by local entity / public service (per year):

**-\$1,265,078**

School Districts

**-\$179,105**

Sheriff, Police, Corrections

**-\$362,080**

Fire Departments

**-\$314,910**

Health & Hospitals

**-\$108,566**


Libraries

**-\$301,811**


Parish Gov't & Misc.

**\$0**

Recreation & Parks

**-\$183,041**

Roads & Bridges

**-\$89,664**

Drainage & Flooding

**-\$41,129**

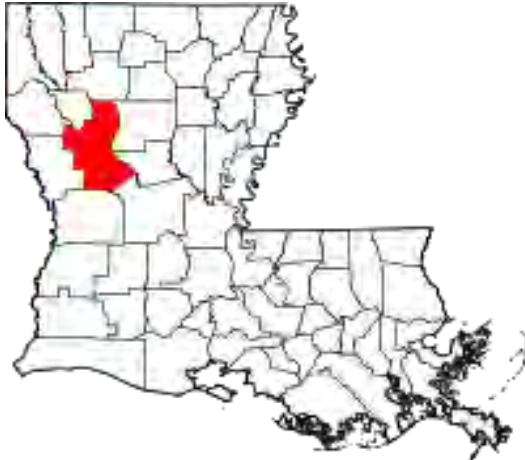
Levees

Source: Louisiana Economic Development, "Assessors Reports: Industrial Tax Exemption" (pulled 6/10/2016); Louisiana Tax Commission, "Annual Report" (2015).

# Current Cost of the Industrial Tax Exemption to Natchitoches Parish



[togetherlouisiana@gmail.com](mailto:togetherlouisiana@gmail.com)



Current cost of exempted property tax revenue: **-\$69,566,561**  
*(life of 10-year exemption)*

Annual cost of exempted property tax revenue: **-\$6,956,656**

Cost to implement Universal Pre-K in parish: **\$1,245,750**

# of property tax payers: 20,900  
Property taxes paid in 2015: \$29,431,154

## Breakdown of cost to parish by local entity / public service (per year):



**-\$2,095,067**

School Districts



**-\$1,394,675**

Sheriff, Police, Corrections



**-\$460,470**

Fire Departments



**-\$629,680**

Health & Hospitals



**-\$543,570**

Libraries




**-\$1,384,403**

Parish Gov't & Misc.



**\$0**

Recreation & Parks



**-\$254,551**

Roads & Bridges



**\$0**

Drainage & Flooding



**-\$194,240**

Levees

Source: Louisiana Economic Development, "Assessors Reports: Industrial Tax Exemption" (pulled 6/10/2016); Louisiana Tax Commission, "Annual Report" (2015).



# Current Cost of the Industrial Tax Exemption to Orleans Parish



[togetherlouisiana@gmail.com](mailto:togetherlouisiana@gmail.com)



Current cost of exempted property tax revenue: **-\$133,234,742**  
(life of 10-year exemption)

Annual cost of exempted property tax revenue: **-\$13,323,474**

Cost to implement Universal Pre-K in parish: **\$14,867,875** # of property tax payers: 148,752  
Property taxes paid in 2015: \$574,147,166

## Breakdown of cost to parish by local entity / public service (per year):

 **-\$3,714,988**  
School Districts

 **-\$921,163**  
Sheriff, Police, Corrections


 **-\$691,590**  
Fire Departments

 **\$0**  
Health & Hospitals

 **-\$462,426**  
Libraries

 **-\$5,853,324**  
Parish Gov't & Misc.

 **-\$517,360**  
Recreation & Parks

 **-\$155,782**  
Roads & Bridges

 **\$0**  
Drainage & Flooding

 **-\$1,006,843**  
Levees

# Current Cost of the Industrial Tax Exemption to Ouachita Parish



[togetherlouisiana@gmail.com](mailto:togetherlouisiana@gmail.com)



Current cost of exempted property tax revenue: **-\$117,732,463**  
*(life of 10-year exemption)*

Annual cost of exempted property tax revenue: **-\$11,773,246**

Cost to implement Universal Pre-K in parish: **\$8,057,225**

# of property tax payers: 73,356  
Property taxes paid in 2015: \$96,604,527

## Breakdown of cost to parish by local entity / public service (per year):



-\$5,115,665

School Districts



-\$2,979,976

Sheriff, Police, Corrections



-\$1,221,067

Fire Departments



-\$272,497

Health & Hospitals



-\$929,455

Libraries



-\$792,676

Parish Gov't & Misc.



-\$193,073

Recreation & Parks



-\$3,314

Roads & Bridges



\$0

Drainage & Flooding



-\$265,523

Levees

Source: Louisiana Economic Development, "Assessors Reports: Industrial Tax Exemption" (pulled 6/10/2016); Louisiana Tax Commission, "Annual Report" (2015).



# Current Cost of the Industrial Tax Exemption to Plaquemines Parish



[togetherlouisiana@gmail.com](mailto:togetherlouisiana@gmail.com)



Current cost of exempted  
property tax revenue: **-\$88,933,724**  
*(life of 10-year exemption)*

Annual cost of exempted  
property tax revenue: **-\$8,893,372**

Cost to implement  
Universal Pre-K in parish: **\$1,359,050**

# of property tax payers: 19,381  
Property taxes paid in 2015: \$71,294,584

## Breakdown of cost to parish by local entity / public service (per year):



-\$3,312,791

School Districts



-\$2,232,504

Sheriff, Police, Corrections



\$0

Fire Departments



-\$857,716

Health & Hospitals



-\$135,715

Libraries




-\$2,149,718

Parish Gov't & Misc.



\$0

Recreation & Parks



-\$204,929

Roads & Bridges



\$0

Drainage & Flooding



\$0

Levees

Source: Louisiana Economic Development, "Assessors Reports: Industrial Tax Exemption" (pulled 6/10/2016); Louisiana Tax Commission, "Annual Report" (2015).

# Current Cost of the Industrial Tax Exemption to Pointe Coupee Parish



[togetherlouisiana@gmail.com](mailto:togetherlouisiana@gmail.com)



Current cost of exempted  
property tax revenue: **-\$14,749,627**  
*(life of 10-year exemption)*

Annual cost of exempted  
property tax revenue: **-\$1,474,963**

Cost to implement  
Universal Pre-K in parish: **\$29,975**

# of property tax payers: 15,002  
Property taxes paid in 2015: \$24,145,357

## Breakdown of cost to parish by local entity / public service (per year):

 **-\$465,853**  
School Districts

 **-\$419,740**  
Sheriff, Police, Corrections

 **-\$170,950**  
Fire Departments

 **\$0**  
Health & Hospitals

 **-\$109,913**  
Libraries

 **-\$176,491**  
Parish Gov't & Misc.

 **\$0**  
Recreation & Parks

 **-\$22,537**  
Roads & Bridges

 **\$0**  
Drainage & Flooding

 **-\$109,479**  
Levees

# Current Cost of the Industrial Tax Exemption to Rapides Parish



[togetherlouisiana@gmail.com](mailto:togetherlouisiana@gmail.com)



Current cost of exempted property tax revenue: **-\$278,846,662**  
*(life of 10-year exemption)*

Annual cost of exempted property tax revenue: **-\$27,884,666**

Cost to implement Universal Pre-K in parish: **\$2,551,175**

# of property tax payers: 71,007  
Property taxes paid in 2015: \$87,106,320

## Breakdown of cost to parish by local entity / public service (per year):



-\$11,587,676

School Districts



-\$4,180,056

Sheriff, Police, Corrections



-\$3,227,826

Fire Departments



-\$253,775

Health & Hospitals



-\$1,695,007

Libraries




-\$3,411,645

Parish Gov't & Misc.




-\$517,239

Recreation & Parks



-\$2,278,632

Roads & Bridges



-\$103,527

Drainage & Flooding



-\$629,284

Levees

# Current Cost of the Industrial Tax Exemption to Red River Parish



[togetherlouisiana@gmail.com](mailto:togetherlouisiana@gmail.com)



Current cost of exempted property tax revenue: **-\$56,845,090**  
*(life of 10-year exemption)*

Annual cost of exempted property tax revenue: **-\$5,684,509**

Cost to implement Universal Pre-K in parish: **\$200,200**

# of property tax payers: 5,019  
Property taxes paid in 2015: \$22,971,097

## Breakdown of cost to parish by local entity / public service (per year):

**-\$2,562,425**

School Districts

**-\$836,051**

Sheriff, Police, Corrections

**-\$451,260**

Fire Departments

**-\$115,864**

Health & Hospitals

**-\$406,135**

Libraries

**-\$1,132,383**

Parish Gov't & Misc.

**\$0**

Recreation & Parks

**\$0**

Roads & Bridges

**\$0**

Drainage & Flooding

**-\$180,390**

Levees

Source: Louisiana Economic Development, "Assessors Reports: Industrial Tax Exemption" (pulled 6/10/2016); Louisiana Tax Commission, "Annual Report" (2015).



# Current Cost of the Industrial Tax Exemption to Richland Parish



[togetherlouisiana@gmail.com](mailto:togetherlouisiana@gmail.com)



Current cost of exempted property tax revenue: **-\$22,968,786**  
*(life of 10-year exemption)*

Annual cost of exempted property tax revenue: **-\$2,296,879**

Cost to implement Universal Pre-K in parish: **\$1,537,800**

# of property tax payers: 10,173  
Property taxes paid in 2015: \$14,465,504

## Breakdown of cost to parish by local entity / public service (per year):

 **-\$834,057**  
School Districts

 **-\$345,077**  
Sheriff, Police, Corrections

 **-\$84,789**  
Fire Departments

 **-\$318,646**  
Health & Hospitals

 **-\$215,109**  
Libraries

 **-\$402,449**  
Parish Gov't & Misc.

 **\$0**  
Recreation & Parks

 **\$0**  
Roads & Bridges

 **\$0**  
Drainage & Flooding

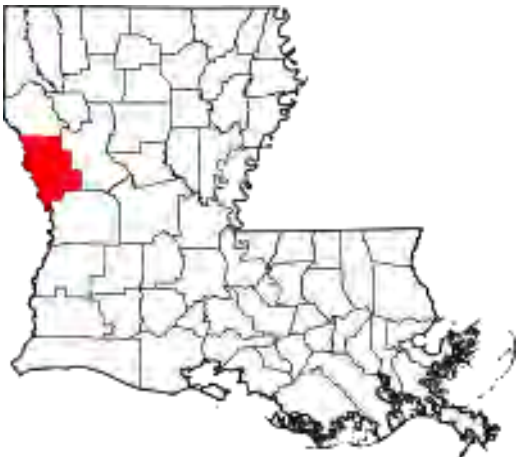
 **-\$96,751**  
Levees

Source: Louisiana Economic Development, "Assessors Reports: Industrial Tax Exemption" (pulled 6/10/2016); Louisiana Tax Commission, "Annual Report" (2015).

# Current Cost of the Industrial Tax Exemption to Sabine Parish



[togetherlouisiana@gmail.com](mailto:togetherlouisiana@gmail.com)



Current cost of exempted property tax revenue: **-\$8,223,346**  
*(life of 10-year exemption)*

Annual cost of exempted property tax revenue: **-\$822,335**

Cost to implement Universal Pre-K in parish: **\$113,300**

# of property tax payers: 25,165  
Property taxes paid in 2015: \$16,358,280

## Breakdown of cost to parish by local entity / public service (per year):



-\$321,354

School Districts



-\$116,995

Sheriff, Police, Corrections




-\$93,655

Fire Departments



-\$8,958

Health & Hospitals



-\$45,237

Libraries



-\$115,394

Parish Gov't & Misc.



\$0

Recreation & Parks



-\$120,742

Roads & Bridges



\$0

Drainage & Flooding



\$0

Levees

Source: Louisiana Economic Development, "Assessors Reports: Industrial Tax Exemption" (pulled 6/10/2016); Louisiana Tax Commission, "Annual Report" (2015).



# Current Cost of the Industrial Tax Exemption to St. Bernard Parish



[togetherlouisiana@gmail.com](mailto:togetherlouisiana@gmail.com)



Current cost of exempted property tax revenue: **-\$143,469,579**  
*(life of 10-year exemption)*

Annual cost of exempted property tax revenue: **-\$14,346,958**

Cost to implement Universal Pre-K in parish: **\$1,088,450**

# of property tax payers: 17,504  
Property taxes paid in 2015: \$45,007,644

## Breakdown of cost to parish by local entity / public service (per year):

**-\$4,129,044**

School Districts

**-\$3,127,735**

Sheriff, Police, Corrections

**-\$2,802,218**

Fire Departments

**-\$878,783**

Health & Hospitals

**-\$377,204**


Libraries

**-\$1,369,505**

Parish Gov't & Misc.

**-\$221,224**

Recreation & Parks

**-\$310,937**

Roads & Bridges

**\$0**

Drainage & Flooding

**-\$1,130,308**

Levees

Source: Louisiana Economic Development, "Assessors Reports: Industrial Tax Exemption" (pulled 6/10/2016); Louisiana Tax Commission, "Annual Report" (2015).

# Current Cost of the Industrial Tax Exemption to St. Charles Parish



[togetherlouisiana@gmail.com](mailto:togetherlouisiana@gmail.com)



Current cost of exempted property tax revenue: **-\$1,291,787,246**  
*(life of 10-year exemption)*

Annual cost of exempted property tax revenue: **-\$129,178,725**

Cost to implement Universal Pre-K in parish: **\$2,704,350**

# of property tax payers: 21,975  
Property taxes paid in 2015: \$147,391,783

## Breakdown of cost to parish by local entity / public service (per year):



-\$61,385,251

School Districts



-\$23,360,743

Sheriff, Police, Corrections



-\$1,684,354

Fire Departments



-\$6,913,545

Health & Hospitals



-\$4,898,933

Libraries




-\$11,592,298

Parish Gov't & Misc.



-\$3,269,623

Recreation & Parks



-\$7,670,451

Roads & Bridges



\$0

Drainage & Flooding



-\$8,403,527

Levees

Source: Louisiana Economic Development, "Assessors Reports: Industrial Tax Exemption" (pulled 6/10/2016); Louisiana Tax Commission, "Annual Report" (2015).

# Current Cost of the Industrial Tax Exemption to St. Helena Parish



[togetherlouisiana@gmail.com](mailto:togetherlouisiana@gmail.com)



Current cost of exempted property tax revenue: **-\$2,509,934**  
(life of 10-year exemption)

Annual cost of exempted property tax revenue: **-\$250,993**

Cost to implement Universal Pre-K in parish: **\$267,300**

# of property tax payers: 7,459

Property taxes paid in 2015: \$7,559,470

**Breakdown of cost to parish by local entity / public service (per year):**



-\$74,203

School Districts



-\$38,714

Sheriff, Police, Corrections



-\$25,870

Fire Departments



-\$37,736

Health & Hospitals



-\$4,288

Libraries



-\$23,398

Parish Gov't & Misc.



-\$3,006

Recreation & Parks



-\$43,779

Roads & Bridges



\$0

Drainage & Flooding



\$0

Levees

# Current Cost of the Industrial Tax Exemption to St. James Parish



[togetherlouisiana@gmail.com](mailto:togetherlouisiana@gmail.com)



Current cost of exempted property tax revenue: **-\$667,635,661**  
*(life of 10-year exemption)*

Annual cost of exempted property tax revenue: **-\$66,763,566**

Cost to implement Universal Pre-K in parish: **\$539,000**

# of property tax payers: 10,729  
Property taxes paid in 2015: \$61,811,773

## Breakdown of cost to parish by local entity / public service (per year):



-\$27,253,167

School Districts



-\$16,182,172

Sheriff, Police, Corrections



-\$2,875,923

Fire Departments



-\$3,744,439

Health & Hospitals



-\$1,872,214

Libraries




-\$6,370,847

Parish Gov't & Misc.




-\$638,434

Recreation & Parks



-\$3,659,612

Roads & Bridges



-\$1,872,214

Drainage & Flooding



-\$2,294,544

Levees

Source: Louisiana Economic Development, "Assessors Reports: Industrial Tax Exemption" (pulled 6/10/2016); Louisiana Tax Commission, "Annual Report" (2015).



# Current Cost of the Industrial Tax Exemption to St. John the Baptist Parish



[togetherlouisiana@gmail.com](mailto:togetherlouisiana@gmail.com)



Current cost of exempted property tax revenue: **-\$808,703,811**  
*(life of 10-year exemption)*

Annual cost of exempted property tax revenue: **-\$80,870,381**

Cost to implement Universal Pre-K in parish: **\$1,014,200**

# of property tax payers: 18,545  
Property taxes paid in 2015: \$53,096,418

## Breakdown of cost to parish by local entity / public service (per year):



-\$27,010,416

School Districts



-\$24,042,079

Sheriff, Police, Corrections



\$0

Fire Departments



-\$659,629

Health & Hospitals



-\$6,829,904

Libraries




-\$15,758,669

Parish Gov't & Misc.



-\$1,546,004

Recreation & Parks



-\$2,606,771

Roads & Bridges



\$0

Drainage & Flooding



-\$2,416,909

Levees

Source: Louisiana Economic Development, "Assessors Reports: Industrial Tax Exemption" (pulled 6/10/2016); Louisiana Tax Commission, "Annual Report" (2015).



# Current Cost of the Industrial Tax Exemption to St. Landry Parish



[togetherlouisiana@gmail.com](mailto:togetherlouisiana@gmail.com)



Current cost of exempted property tax revenue: **-\$15,232,991**  
*(life of 10-year exemption)*

Annual cost of exempted property tax revenue: **-\$1,523,299**

# of property tax payers: 55,784

Property taxes paid in 2015: \$36,852,623

## Breakdown of cost to parish by local entity / public service (per year):



-\$516,305

School Districts



-\$131,682

Sheriff, Police, Corrections



-\$351,555

Fire Departments



-\$58,274

Health & Hospitals



-\$10,447

Libraries



-\$129,627

Parish Gov't & Misc.



\$0

Recreation & Parks



-\$171,382

Roads & Bridges



-\$126,912

Drainage & Flooding



-\$27,115

Levees

# Current Cost of the Industrial Tax Exemption to St. Martin Parish



[togetherlouisiana@gmail.com](mailto:togetherlouisiana@gmail.com)



Current cost of exempted property tax revenue: **-\$14,931,966**  
*(life of 10-year exemption)*

Annual cost of exempted property tax revenue: **-\$1,493,197**

Cost to implement Universal Pre-K in parish: **\$1,436,875**

# of property tax payers: 31,925  
Property taxes paid in 2015: \$38,128,745

## Breakdown of cost to parish by local entity / public service (per year):

**-\$497,964**

School Districts

**-\$293,331**

Sheriff, Police, Corrections

**-\$71,810**

Fire Departments

**-\$39,437**

Health & Hospitals

**-\$116,103**

Libraries

**-\$227,338**


Parish Gov't & Misc.

**-\$19,394**

Recreation & Parks

**-\$133,577**

Roads & Bridges

**-\$77,549**

Drainage & Flooding

**-\$16,695**

Levees

Source: Louisiana Economic Development, "Assessors Reports: Industrial Tax Exemption" (pulled 6/10/2016); Louisiana Tax Commission, "Annual Report" (2015).

# Current Cost of the Industrial Tax Exemption to St. Mary Parish



[togetherlouisiana@gmail.com](mailto:togetherlouisiana@gmail.com)



Current cost of exempted property tax revenue: **-\$89,729,404**  
*(life of 10-year exemption)*

Annual cost of exempted property tax revenue: **-\$8,972,940**

Cost to implement Universal Pre-K in parish: **\$2,386,725**

# of property tax payers: 42,748  
Property taxes paid in 2015: \$60,419,413

## Breakdown of cost to parish by local entity / public service (per year):

**-\$3,364,193**

School Districts

**-\$1,111,647**

Sheriff, Police, Corrections

**-\$276,901**

Fire Departments

**-\$366,112**

Health & Hospitals

**-\$468,600**

Libraries

**-\$1,793,283**


Parish Gov't & Misc.

**-\$388,649**

Recreation & Parks

**\$0**

Roads & Bridges

**-\$742,399**

Drainage & Flooding

**-\$461,156**

Levees

Source: Louisiana Economic Development, "Assessors Reports: Industrial Tax Exemption" (pulled 6/10/2016); Louisiana Tax Commission, "Annual Report" (2015).

# Current Cost of the Industrial Tax Exemption to St. Tammany Parish



[togetherlouisiana@gmail.com](mailto:togetherlouisiana@gmail.com)



Current cost of exempted property tax revenue: **-\$23,783,124**  
*(life of 10-year exemption)*

Annual cost of exempted property tax revenue: **-\$2,378,312**

# of property tax payers: 132,903

Property taxes paid in 2015: \$278,176,492

## Breakdown of cost to parish by local entity / public service (per year):



-\$1,067,104

School Districts



-\$225,534

Sheriff, Police, Corrections




-\$435,389

Fire Departments



-\$66,177

Health & Hospitals



-\$98,447

Libraries



-\$373,020

Parish Gov't & Misc.




-\$77,906

Recreation & Parks



-\$638

Roads & Bridges



-\$34,099

Drainage & Flooding



\$0

Levees



# Current Cost of the Industrial Tax Exemption to Tangipahoa Parish



[togetherlouisiana@gmail.com](mailto:togetherlouisiana@gmail.com)



Current cost of exempted property tax revenue: **-\$17,520,524**  
*(life of 10-year exemption)*

Annual cost of exempted property tax revenue: **-\$1,752,052**

# of property tax payers: 65,106

Property taxes paid in 2015: \$49,969,597

## Breakdown of cost to parish by local entity / public service (per year):



**-\$260,823**

School Districts



**-\$405,296**

Sheriff, Police, Corrections



**-\$206,405**

Fire Departments



**-\$86,285**

Health & Hospitals



**-\$114,532**

Libraries



**-\$324,876**

Parish Gov't & Misc.




**-\$165,415**

Recreation & Parks



**-\$20,778**

Roads & Bridges



**-\$167,640**

Drainage & Flooding



**\$0**

Levees

Source: Louisiana Economic Development, "Assessors Reports: Industrial Tax Exemption" (pulled 6/10/2016); Louisiana Tax Commission, "Annual Report" (2015).



# Current Cost of the Industrial Tax Exemption to Terrebonne Parish



[togetherlouisiana@gmail.com](mailto:togetherlouisiana@gmail.com)



Current cost of exempted property tax revenue: **-\$60,357,048**  
*(life of 10-year exemption)*

Annual cost of exempted property tax revenue: **-\$6,035,705**

Cost to implement Universal Pre-K in parish: **\$2,937,275**

# of property tax payers: 56,650  
Property taxes paid in 2015: \$82,099,750

**Breakdown of cost to parish by local entity / public service (per year):**



-\$973,144

School Districts



-\$634,543

Sheriff, Police, Corrections



-\$909,698

Fire Departments



-\$138,640

Health & Hospitals



\$0

Libraries




-\$1,891,321

Parish Gov't & Misc.




-\$666,287

Recreation & Parks



-\$5,562

Roads & Bridges



-\$490,571

Drainage & Flooding



-\$325,937

Levees

Source: Louisiana Economic Development, "Assessors Reports: Industrial Tax Exemption" (pulled 6/10/2016); Louisiana Tax Commission, "Annual Report" (2015).

# Current Cost of the Industrial Tax Exemption to Union Parish



[togetherlouisiana@gmail.com](mailto:togetherlouisiana@gmail.com)



Current cost of exempted property tax revenue: **-\$6,842,156**  
*(life of 10-year exemption)*

Annual cost of exempted property tax revenue: **-\$684,216**

Cost to implement Universal Pre-K in parish: **\$1,173,975**

# of property tax payers: 23,389  
Property taxes paid in 2015: \$12,923,305

## Breakdown of cost to parish by local entity / public service (per year):



-\$299,804

School Districts



-\$46,602

Sheriff, Police, Corrections



-\$37,324

Fire Departments



-\$51,761

Health & Hospitals



-\$27,793

Libraries




-\$128,710

Parish Gov't & Misc.



\$0

Recreation & Parks



-\$92,222

Roads & Bridges



\$0

Drainage & Flooding



\$0

Levees

# Current Cost of the Industrial Tax Exemption to Vermilion Parish



[togetherlouisiana@gmail.com](mailto:togetherlouisiana@gmail.com)

Current cost of exempted property tax revenue: **-\$9,249,649**  
*(life of 10-year exemption)*

Annual cost of exempted property tax revenue: **-\$924,965**



# of property tax payers: 31,257  
Property taxes paid in 2015: \$34,842,253

## Breakdown of cost to parish by local entity / public service (per year):



-\$392,405

School Districts



-\$92,040

Sheriff, Police, Corrections



-\$19,068

Fire Departments



-\$46,948

Health & Hospitals



-\$48,098

Libraries




-\$105,528

Parish Gov't & Misc.




\$0

Recreation & Parks



-\$98,132

Roads & Bridges



-\$122,746

Drainage & Flooding



\$0

Levees

Source: Louisiana Economic Development, "Assessors Reports: Industrial Tax Exemption" (pulled 6/10/2016); Louisiana Tax Commission, "Annual Report" (2015).

# Current Cost of the Industrial Tax Exemption to Vernon Parish



[togetherlouisiana@gmail.com](mailto:togetherlouisiana@gmail.com)



Current cost of exempted  
property tax revenue: **-\$762,375**  
*(life of 10-year exemption)*

Annual cost of exempted  
property tax revenue: **-\$76,238**

# of property tax payers: 16,078  
Property taxes paid in 2015: \$17,121,789

## Breakdown of cost to parish by local entity / public service (per year):



-\$33,715

School Districts



-\$12,718

Sheriff, Police, Corrections



\$0

Fire Departments



-\$2,031

Health & Hospitals



-\$4,964

Libraries




-\$14,731

Parish Gov't & Misc.



\$0

Recreation & Parks



-\$8,079

Roads & Bridges



\$0

Drainage & Flooding



\$0

Levees

Source: Louisiana Economic Development, "Assessors Reports: Industrial Tax Exemption" (pulled 6/10/2016); Louisiana Tax Commission, "Annual Report" (2015).



# Current Cost of the Industrial Tax Exemption to Washington Parish



[togetherlouisiana@gmail.com](mailto:togetherlouisiana@gmail.com)



Current cost of exempted property tax revenue: **-\$40,151,810**  
*(life of 10-year exemption)*

Annual cost of exempted property tax revenue: **-\$4,015,181**

Cost to implement Universal Pre-K in parish: **\$917,125**

# of property tax payers: 20,475  
Property taxes paid in 2015: \$19,963,727

## Breakdown of cost to parish by local entity / public service (per year):

**-\$1,669,561**

School Districts

**-\$429,238**

Sheriff, Police, Corrections

**-\$344,353**

Fire Departments

**-\$403,099**

Health & Hospitals

**-\$164,679**


Libraries

**-\$498,398**

Parish Gov't & Misc.

**\$0**

Recreation & Parks

**-\$505,852**

Roads & Bridges

**\$0**

Drainage & Flooding

**\$0**

Levees

Source: Louisiana Economic Development, "Assessors Reports: Industrial Tax Exemption" (pulled 6/10/2016); Louisiana Tax Commission, "Annual Report" (2015).



# Current Cost of the Industrial Tax Exemption to Webster Parish



[togetherlouisiana@gmail.com](mailto:togetherlouisiana@gmail.com)



Current cost of exempted property tax revenue: **-\$33,979,061**  
*(life of 10-year exemption)*

Annual cost of exempted property tax revenue: **-\$3,397,906**

Cost to implement Universal Pre-K in parish: **\$1,799,050**

# of property tax payers: 24,978  
Property taxes paid in 2015: \$26,068,212

## Breakdown of cost to parish by local entity / public service (per year):



-\$1,449,451

School Districts



-\$593,539

Sheriff, Police, Corrections



-\$420,223

Fire Departments



\$0

Health & Hospitals



-\$420,452

Libraries



-\$403,292

Parish Gov't & Misc.



\$0

Recreation & Parks



-\$110,949

Roads & Bridges



\$0

Drainage & Flooding



\$0

Levees

# Current Cost of the Industrial Tax Exemption to West Baton Rouge Parish



[togetherlouisiana@gmail.com](mailto:togetherlouisiana@gmail.com)



Current cost of exempted property tax revenue: **-\$371,147,605**  
*(life of 10-year exemption)*

Annual cost of exempted property tax revenue: **-\$37,114,761**

Cost to implement Universal Pre-K in parish: **\$108,625**

# of property tax payers: 10,776  
Property taxes paid in 2015: \$34,900,744

## Breakdown of cost to parish by local entity / public service (per year):



-\$13,564,865

School Districts



-\$6,957,455

Sheriff, Police, Corrections



\$0

Fire Departments



-\$674,138

Health & Hospitals



-\$1,771,773

Libraries



-\$7,135,108

Parish Gov't & Misc.




-\$2,160,699

Recreation & Parks



\$0

Roads & Bridges



-\$3,111,406

Drainage & Flooding



-\$1,739,316

Levees

Source: Louisiana Economic Development, "Assessors Reports: Industrial Tax Exemption" (pulled 6/10/2016); Louisiana Tax Commission, "Annual Report" (2015).

# Current Cost of the Industrial Tax Exemption to West Carroll Parish



[togetherlouisiana@gmail.com](mailto:togetherlouisiana@gmail.com)



Current cost of exempted property tax revenue: **-\$45,282**  
*(life of 10-year exemption)*

Annual cost of exempted property tax revenue: **-\$4,528**

# of property tax payers: 7,729  
Property taxes paid in 2015: \$4,021,786

## Breakdown of cost to parish by local entity / public service (per year):



-\$1,787

School Districts



-\$853

Sheriff, Police, Corrections



\$0

Fire Departments



\$0

Health & Hospitals



-\$311

Libraries



-\$723

Parish Gov't & Misc.



\$0

Recreation & Parks



-\$664

Roads & Bridges



-\$92

Drainage & Flooding



-\$99

Levees

Source: Louisiana Economic Development, "Assessors Reports: Industrial Tax Exemption" (pulled 6/10/2016); Louisiana Tax Commission, "Annual Report" (2015).

# Current Cost of the Industrial Tax Exemption to West Feliciana Parish



[togetherlouisiana@gmail.com](mailto:togetherlouisiana@gmail.com)

Current cost of exempted property tax revenue: **-\$39,221,379**  
*(life of 10-year exemption)*

Annual cost of exempted property tax revenue: **-\$3,922,138**



# of property tax payers: 6,196  
Property taxes paid in 2015: \$21,831,975

## Breakdown of cost to parish by local entity / public service (per year):



-\$1,769,794

School Districts



-\$698,861

Sheriff, Police, Corrections



-\$274,456

Fire Departments



-\$172,255

Health & Hospitals



-\$130,424

Libraries



-\$876,348

Parish Gov't & Misc.



\$0

Recreation & Parks



\$0

Roads & Bridges



\$0

Drainage & Flooding



\$0

Levees

Source: Louisiana Economic Development, "Assessors Reports: Industrial Tax Exemption" (pulled 6/10/2016); Louisiana Tax Commission, "Annual Report" (2015).

# Current Cost of the Industrial Tax Exemption to Winn Parish

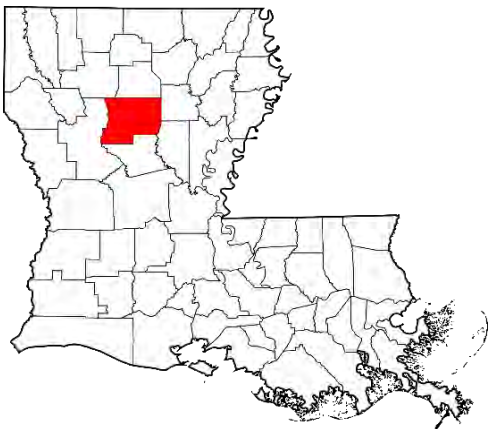


[togetherlouisiana@gmail.com](mailto:togetherlouisiana@gmail.com)

Current cost of exempted property tax revenue: **-\$4,878,469**  
*(life of 10-year exemption)*

Annual cost of exempted property tax revenue: **-\$487,847**

Cost to implement Universal Pre-K in parish: **\$375,100**



# of property tax payers: 9,967  
Property taxes paid in 2015: \$6,637,750

## Breakdown of cost to parish by local entity / public service (per year):



-\$203,341

School Districts



-\$98,386

Sheriff, Police, Corrections



-\$44,177

Fire Departments



-\$15,413

Health & Hospitals



-\$61,220

Libraries




-\$45,613

Parish Gov't & Misc.



\$0

Recreation & Parks



-\$19,697

Roads & Bridges



\$0

Drainage & Flooding



\$0

Levees

Source: Louisiana Economic Development, "Assessors Reports: Industrial Tax Exemption" (pulled 6/10/2016); Louisiana Tax Commission, "Annual Report" (2015).