

Economic Refugees: Immigration and the Growing Divide

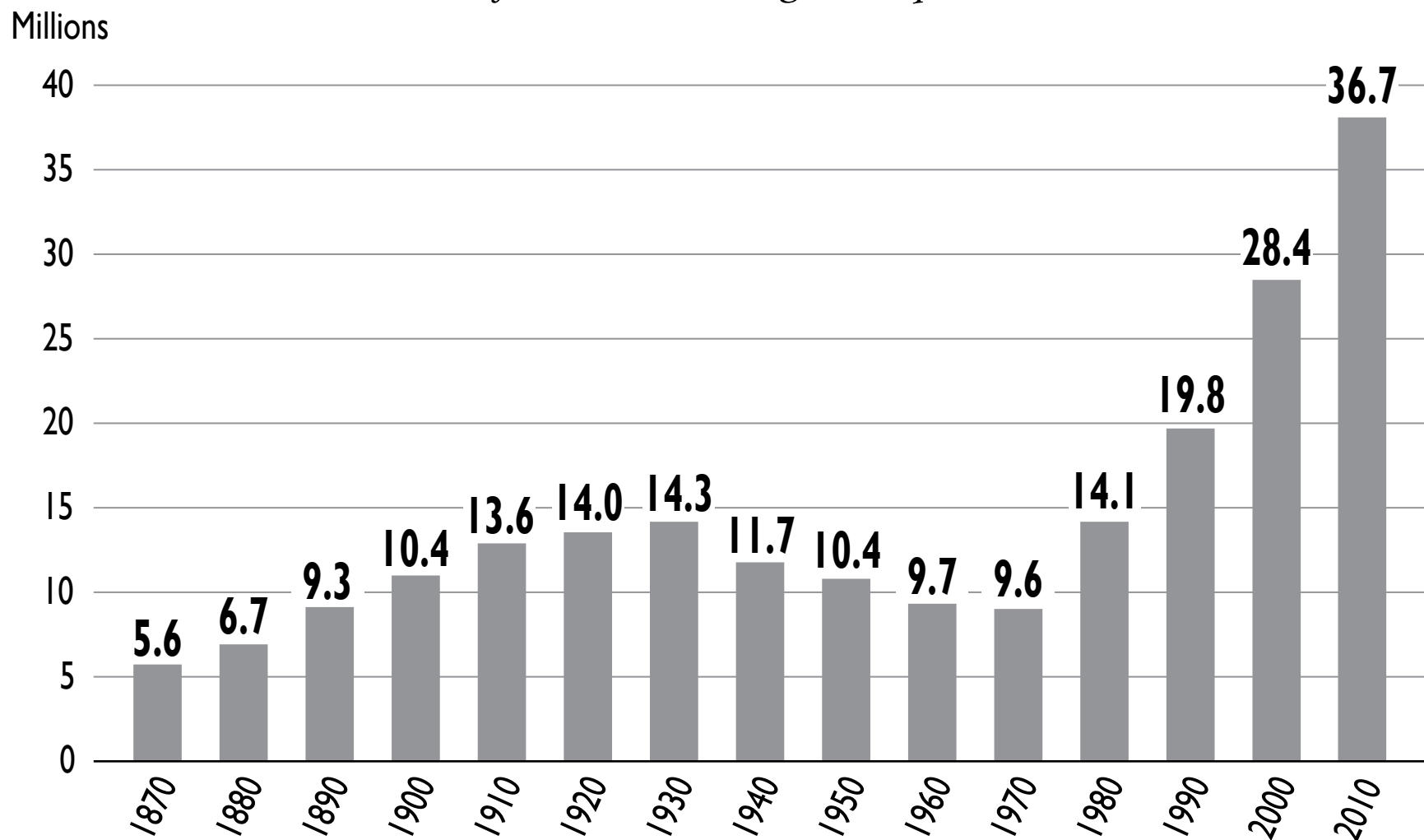


The Parable of the Basket in the River



Total Number of Foreign-Born in the U.S. 1870 - 2010

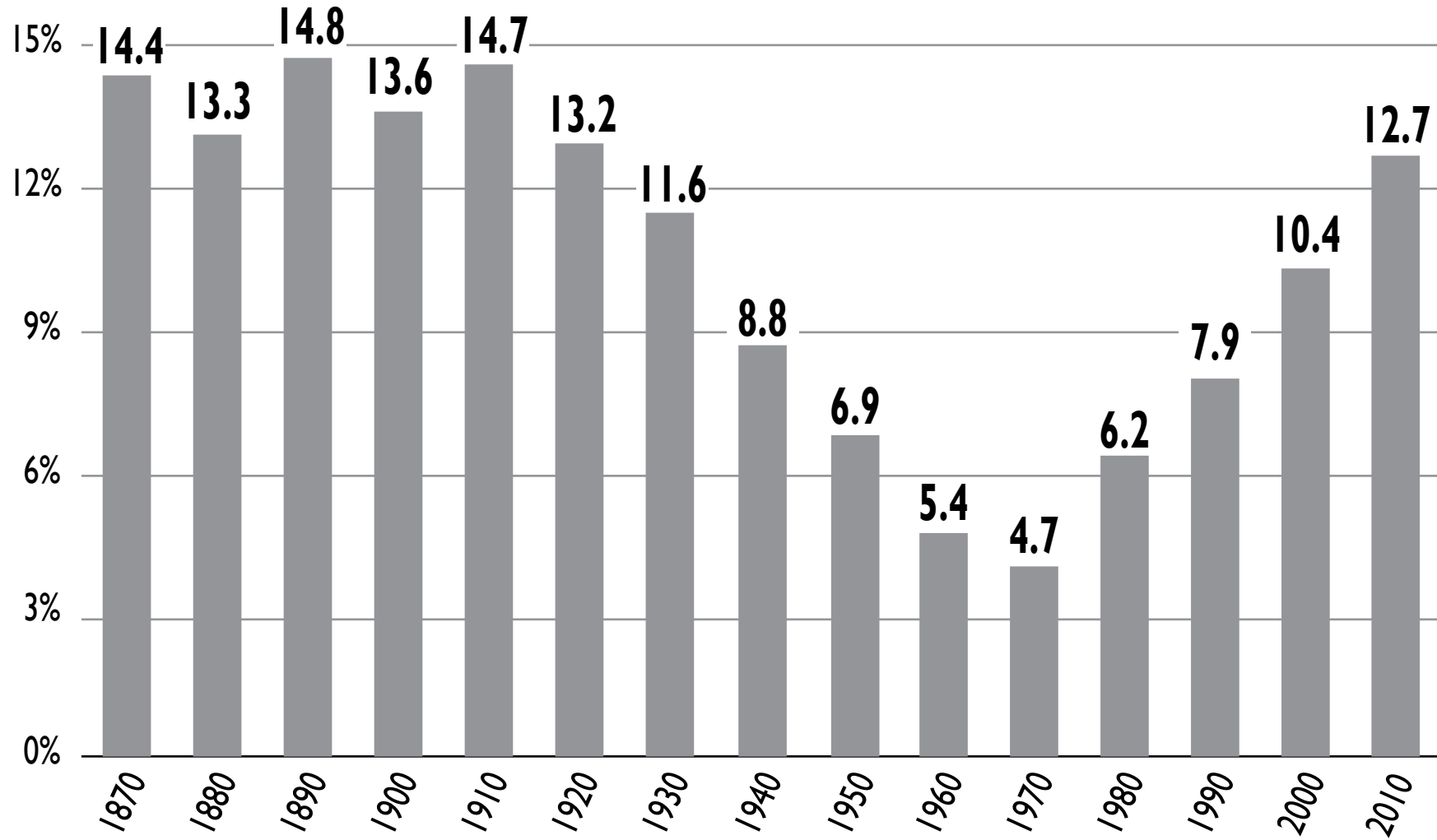
*The number of foreign-born people in the U.S. reflects **push** and **pull** factors such as job loss and immigration quotas.*



Source: U.S. Census Bureau.

Percent of Foreign-Born in the U.S. 1870 - 2010

The percentage of foreign-born people in the U.S. reflects push and pull factors such as job loss and immigration quotas.



Source: U.S. Census Bureau.

Attitudes Toward Immigrants - I

[Immigrants of this group] ... threaten nothing less than the possibility of a great and perilous change in the very fabric of our [Anglo-Saxon] race.... If a lower race mixes with a higher in sufficient numbers, history teaches us that the lower race will prevail.

Attitudes Toward Immigrants - 2

With respect to [these immigrants] we are committing cultural suicide. The barbarians at the gate will only need to give us a slight push, and the emancipated body of Western Civilization will collapse in a heap.

Attitudes Toward Immigrants - 3

When the hordes of other lands are permitted to come here, as is the case daily; when ignorance, poverty, crime is allowed to land upon our shores . . . it is time that good men lifted their arms and sounded their voices against the abomination . . . Because it is every day weakening the strength, and destroying the character of the country. America can only be America by keeping it American. Americans must fill our offices, great and small . . . This is OUR land. We own it.

Attitudes Toward Immigrants - 4

[Immigrants of this nationality] are a riffraff of desperate scoundrals, ex-convicts, and jailbirds.

Attitudes Toward Immigrants - 5

[The immigrants of this nationality] are nothing but ‘imported beggars’ and ‘animals’, a mongrel mass of ignorance and crime and superstition, as utterly unfit for society’s duties as they are for the common courtesies and decencies of civilized life.

Attitudes Toward Immigrants

- 1. Italian immigrants in New York City**
— Senator Henry Cabot Lodge (1909)
- 2. Mexicans**
— Congressman Tom Tancredo, in *Mortal Danger - The Battle for America's Borders and Security* (2006)
- 3. German and Catholic immigrants**
— *The American Crusader* (1854)
- 4. Russians, Hungarians, Poles, Italians, Greeks, and Asians**
— NYC Police Commissioner Theodore Bingham (1908)
- 5. Irish**
— *The American Standard*, a New Jersey newspaper (1859)

Global Trade Treaties Help Corporations, not Workers or Communities

Treaties such as NAFTA reduce “barriers” to trade. The worldwide result:

- Jobs shifted to low-wage countries
- Lower wages and living standards
- Weakened worker rights
- Environmental damage
- Economies collapse in developing nations
- Cuts in social safety nets
- Rise in poverty



New bilateral trade & investment treaties such as the Peru Free Trade Agreement...

- Allow multinational corporations to overturn local laws as “barriers to free trade.”
- Threaten laws that protect community lending, health and safety, pay equity, pro-human rights government purchasing rules, public control of water & education, etc.

Structural Adjustment

- **Restricts credit**
 - no loans to small farmers
- **Lowers tariffs & opens markets**
 - cheap imports flood the marketplace
- **Reduces government spending to pay back foreign debt**
 - cuts welfare, education, health care, etc.
 - but continues support for the military
- **Lowers wages & cuts price subsidies**
- **Privatizes state industries**
- **Deregulates financial markets**

Financing the Global Economy

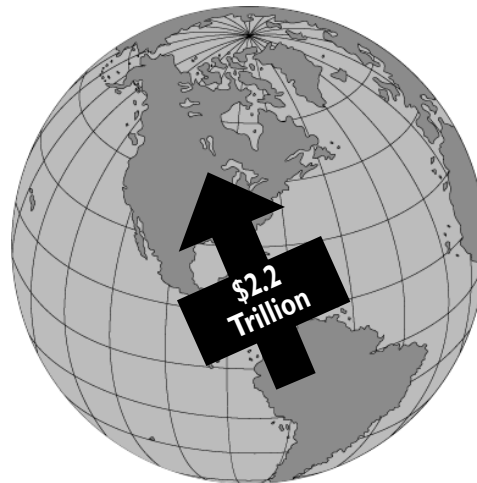
From 2001 to 2004 . . .

*... the “South” received **\$1.2 trillion** in aid, grants, loans, debt reorganization, trade credits, and direct foreign investment . . .*



*The results:
in 2004, the
“South”
was 6.6% deeper
in debt than it
was in 2001!*

*... the “South” paid out **\$2.2 trillion** in interest and principal (not including royalties, dividends, repatriated capital, and under-priced raw materials).*

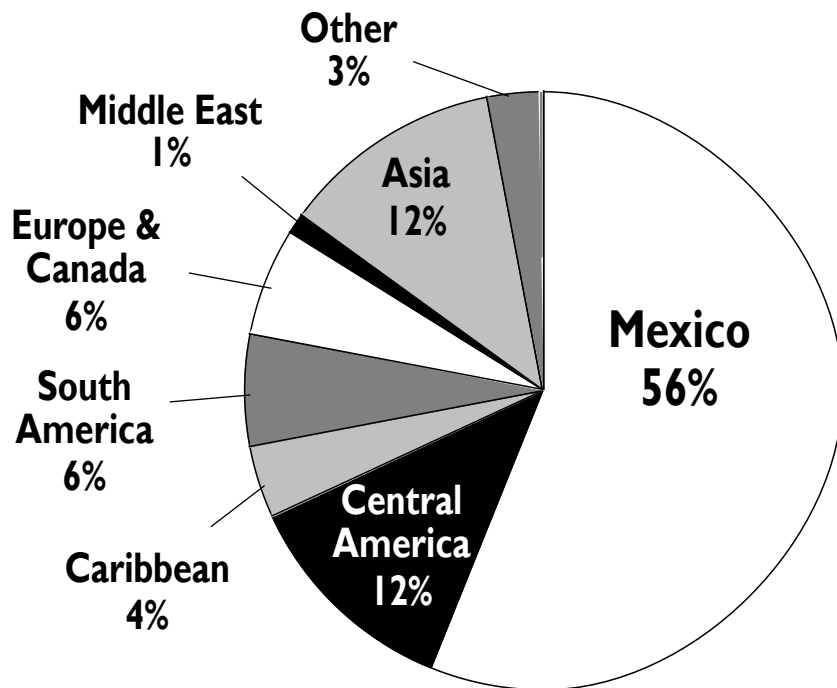


Sources: UN Dept. of Economic and Social Affairs, World Economic and Social Survey 2005: Financing for Development; OECD, Development Cooperation Report 2005, Statistical Annex, and CRS (Creditor Reporting System) online database; World Bank, Global Development Finance 2005,

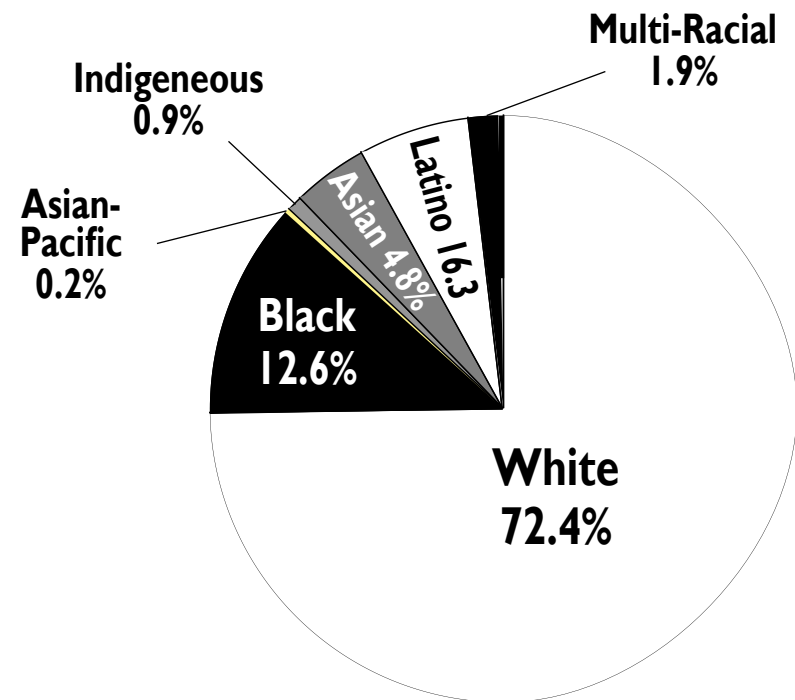
Immigrants in the U.S., by Region of Origin, 2010

Undocumented Population 11 million

(out of a total population of 21 million foreign-born non-U.S. citizens)



Total U.S. Population 311 million

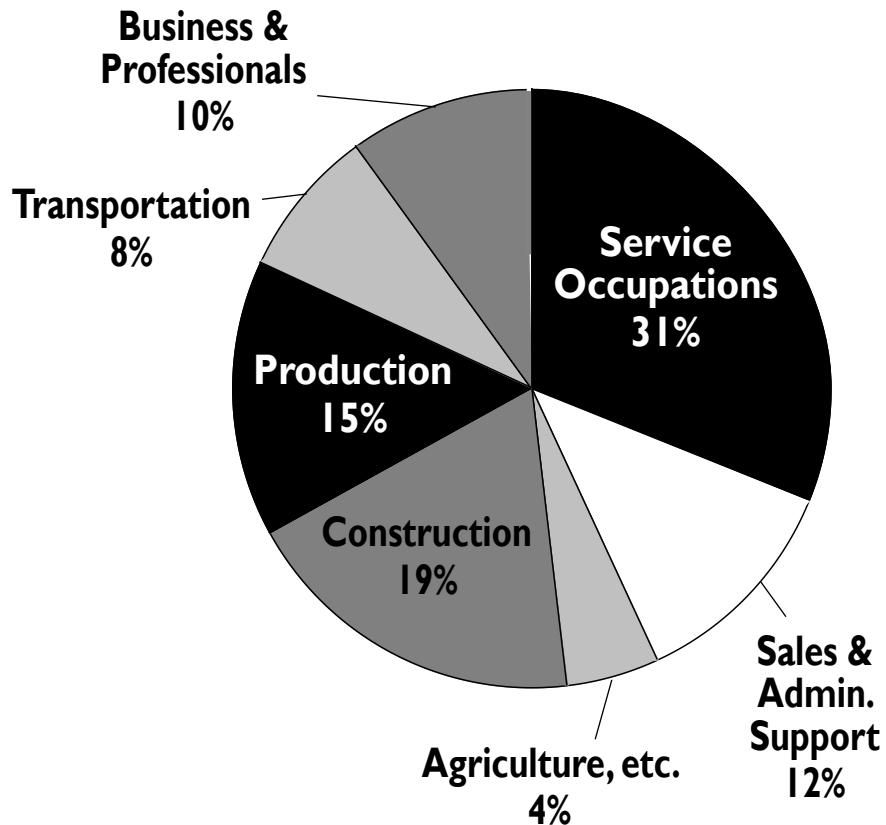


Source: U.S. Census Bureau; Pew Hispanic Center.

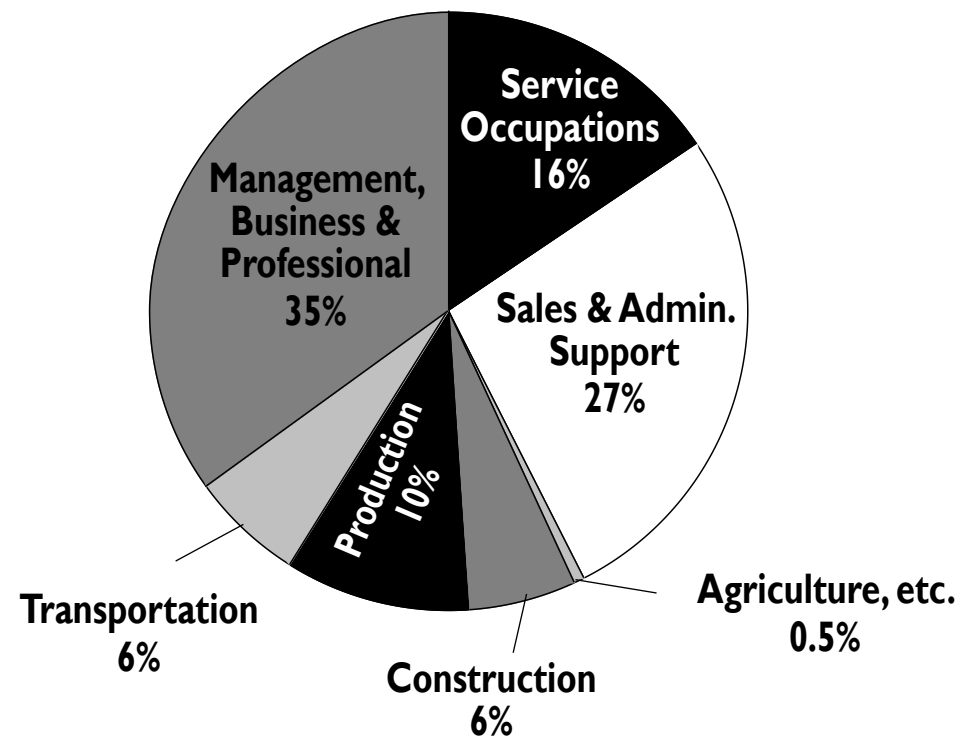
Note: Figures for Total U.S. Population add up to more than 100% as people indicated more than one group on census forms.

Immigrants in the U.S. by Occupation

Undocumented Workers
16 years & older
7.2 million



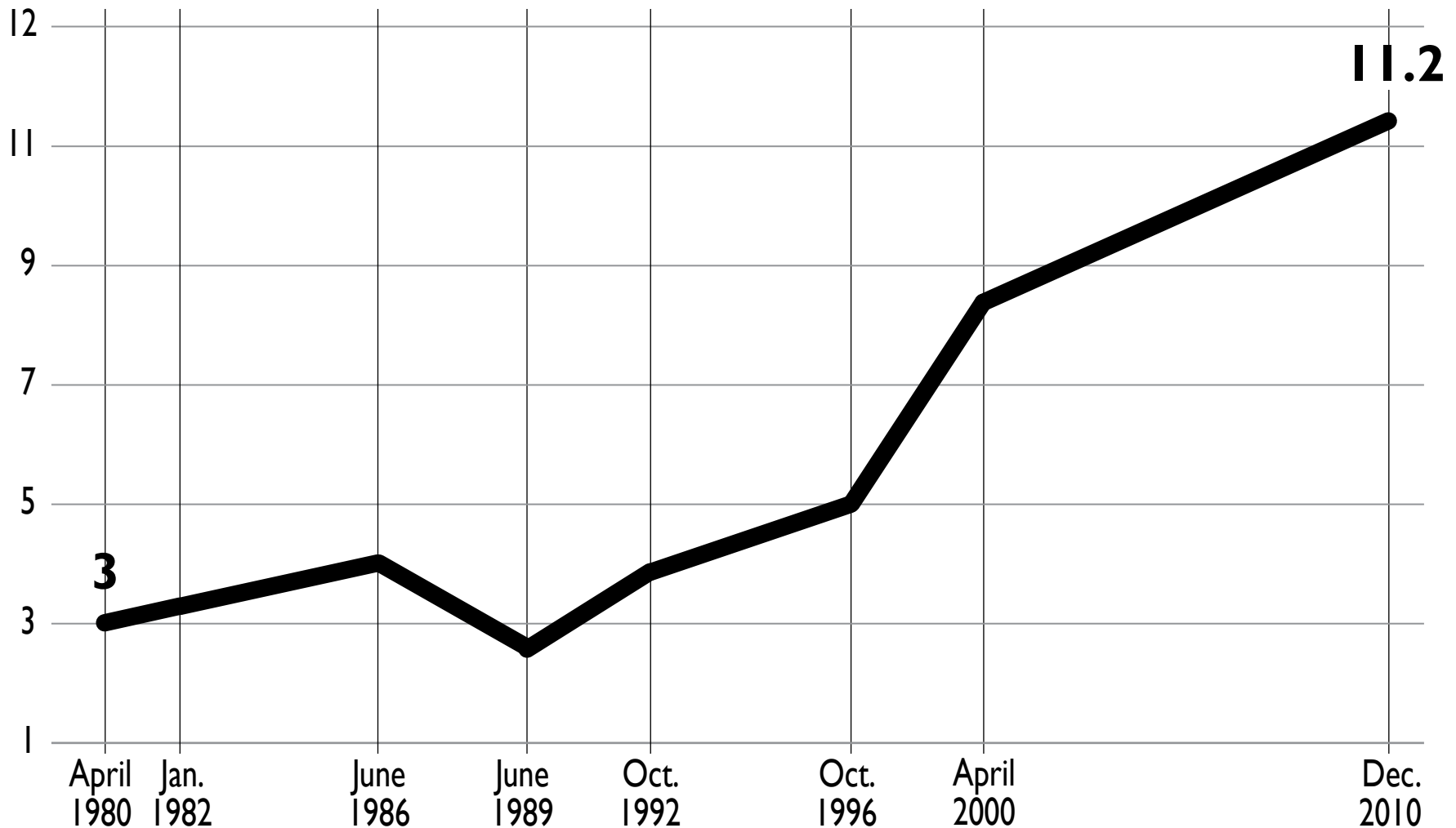
Total U.S. Workforce
16 years & older
148 million



Source: Passel, Jeffrey S., "The Size and Characteristics of the Unauthorized Migrant Population in the U.S.,"
 Pew Hispanic Center's tabulations of the 2005 American Community Survey.

Undocumented Immigrants in the U.S., 1980 - 2010

Millions



Source: 1980-2000: "Trends in Unauthorized Immigration," Pew Hispanic Center <<http://pewhispanic.org/reports/report.php?ReportID=94>>. 2010: *Los Angeles Times* (Feb. 2, 2011).

What Can We Do?

- ★ **Learn more about the history of immigration to the U.S., the connection between migration & economic inequality, & immigrant rights.**
- ★ **Oppose indiscriminate raids by I.C.E. on immigrant workers and their families.**
- ★ **Support humane immigration reform policies:**
 - Support the DREAM Act to provide legal status to undocumented students.
 - Oppose harsh rules that deport immigrant workers and separate families
 - Strengthen the rights of immigrants in the workplace.
- ★ **Host a workshop like this one.**