



National Wilderness
Stewardship Alliance

The National Wilderness Alliance Webinar

3S - Sharing Trails Safely

August 11, 2020 12:00 PM

Moderator: Dave Cantrell, National Wilderness
Stewardship Alliance

Co-Presenters

Randy Rasmussen, Director of Public Lands and
Recreation, BCHA.

Kate Beardsley, Director, Mustangs to the Rescue, Nonprofit
Organization

Cate Bendock, President BCHO Sourdough Chapter
and author of 3S – Sharing Trails Safely

Sharing the Trails Safely



Stop, Stand, Speak with a Smile

The 3S Trail Safety Program

Back Country Horsemen of Oregon
Sourdough Chapter

Key Points of this Presentation

3S Sharing Trails Safely **Stop, Stand, Speak with a Smile**

- The benefits of incorporating pack stock for trail work parties in the backcountry or Wilderness.
- Horse psychology to better understand and encounter stock animals.
- Trail and weather characteristics that affect stock encounters.
- Fears and concerns of the stock rider.
- Best practices to minimize anxiety or fear when encountering stock on the trail or within camp.



BCHA Current and Affiliate Members
Potential New Member States

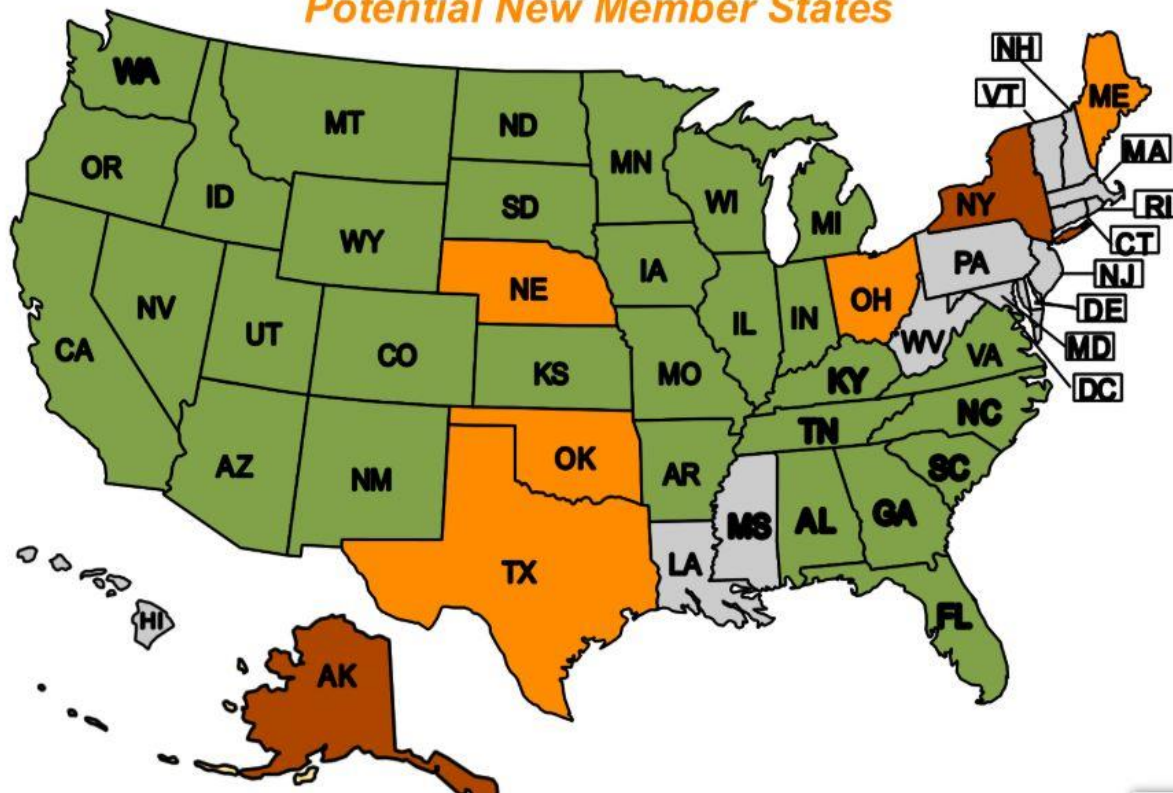
Founded 1973

National
501(c)(3)
non-profit

12,000+
members

200+ chapters

32 states and
growing



Find a chapter near you at: bcha.org/getting-involved/



- ▶ 2019 service hours total 292,000 (and an in-kind value of \$10.44 million)
- ▶ Service Agreements/ MOUs:
 - ▶ US Forest Service
 - ▶ National Park Service
 - ▶ US Bureau of Land Management
 - ▶ Army Corps of Engineers
- ▶ \$162+ million in-kind contributions for public land managers since 1995



Tom Thomas, BCH NC Photo



Promoting a Leave No Trace[®] Ethic

- ▶ Leading with its Masters' Leave No Trace (LNT) education program.
- ▶ BCH California awarded first-ever contract to be "sole provider" of the Master Educator LNT Stock Use program for the US Forest Service Pacific Southwest Region.



bcha.org/education



Preserving Wilderness Character

TRAINING & TACTICS

Mules Bring Supplies to Wildland Crews in California

JOE SZYDLOWSKI ON AUG 10, 2014

SOURCE: REDDING RECORD SEARCHLIGHT, CALIF.

[f | Share](#) [t | Share](#) [e | Share](#) [in | Share](#)

TRINITY COUNTY, California - Though they use satellites, air tankers and radios to battle blazes, firefighters also are turning to a four-legged solution in the wilds of Trinity County.

The Shasta-Trinity National Forest is using teams of mules to move supplies to firefighters on the Coffee Fire, which was at 6,098 acres and 45 percent containment Saturday morning, said Jay C. Nichols of the fire's command team.

The Trinity Alps Pack mules are divided into strings, or teams of five, and haul everything from food to fire hoses, led by Mike McFadin, said Lisa Radosevich-Craig of the U.S. Forest Service.

Each animal carries about 160 pounds of gear.

The mules are normally used to carry supplies to California Conservation Corps crews on trails, but they're suited to the rugged terrain, Nichols said. They can travel up to 30 miles in one delivery.

Each string of mules saves a helicopter up to 12 supply trips, Radosevich-Craig said. They were "instrumental" in saving the historic Hodges Cabin in the early days of the fire, she said.

BCH California, Shasta-Trinity Unit



A Look At 3S Sharing Trails Safely



The 3S Program

Stop, Stand, & Speak with a Smile

Purpose

- ❖ To promote trail safety practices.
- ❖ Raise awareness of encountering stock animals safely.
- ❖ Give a simple slogan to remember this safety program for all trail users.
- ❖ Make multi-use trails fun and enjoyable for all users.

What is an equine or Stock Animal?



- ▶ Equines include horses, mules, and donkeys.
- ▶ Other trail animals include llamas, alpacas, and goats.
- ▶ All have personalities and temperaments, just as people do.
- ▶ These are all Prey Animals, they survive by an instinct called fight or flight.
- ▶ If they don't understand what they encounter they may be frightened and try to flee.



There's a Horse on the Trail!!! Now What?

Read the horse, because the horse is reading you.

- ❖ Reading a horse is like reading a human.
- ❖ Horses rely on sight, sound, and smell as indicators of safety.
- ❖ Horse's sight includes your facial expressions as well as body stance and movement.



NOTE! A study by researchers at the University of Sussex and the University of Portsmouth found that horses can remember the facial expressions of people they've seen before. And, horses have a memory for emotion. Whoa! That's like a human. (So Smile 😊)

<https://www.studyfinds.org/study-finds-horses-can-remember-facial-expressions-from-people-theyve-seen-before/#:~:text=A%20study%20by%20researchers%20at%20the%20University%20of,photograph%20of%20an%20angry%20or%20happy%20human%20face.>


First Impressions Are Important

- ★ Size does not equate danger. You are smaller, but equines think you are dangerous.
- ★ Remember that movement, sound, sight, and smell can be indicators of danger.

?



?



?

?



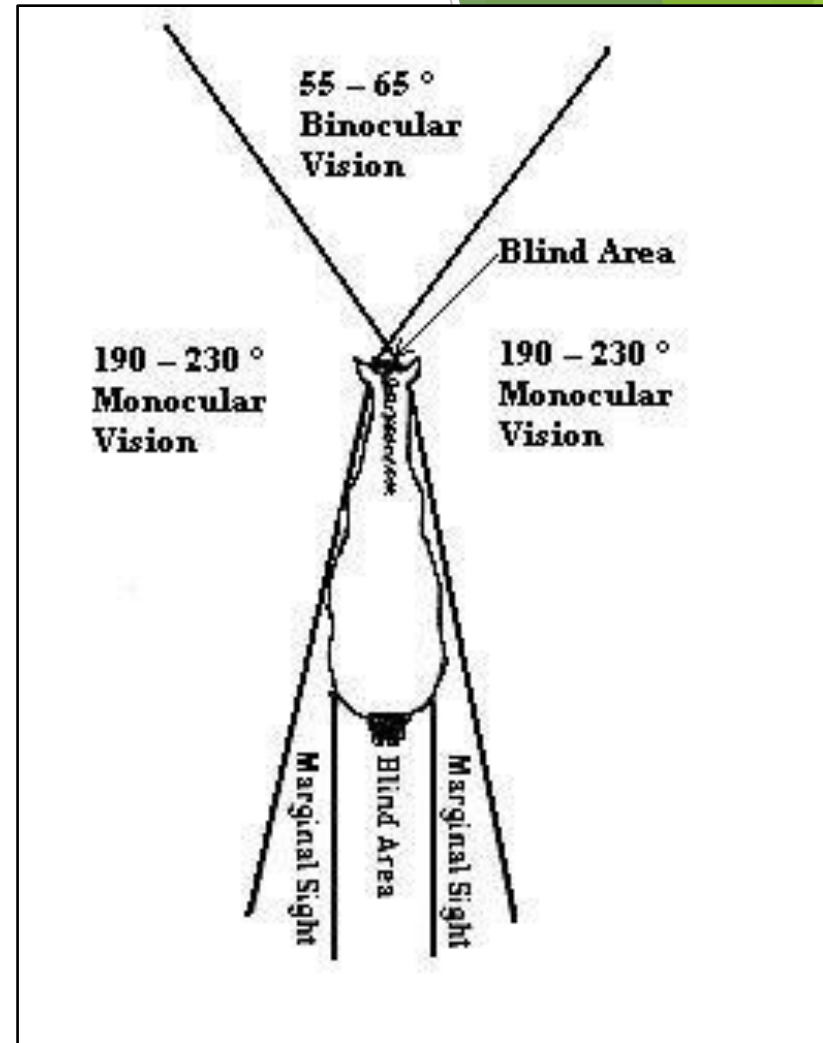
People are both predator and prey animals. Stock animals thinks you are a predator.

Vision

- A horse's vision is its primary detector of danger.
- There are two blind spots, directly in front of the forehead and directly to the rear.



Looking at the top of the Horse



- Horses have an acute ability to detect movement. (Stand relaxed).
- Anything over their head can be perceived as a threat. (STAND TO THE DOWNHILL SIDE OF TRAIL).

In or Out of Sight?



Smell

- "Horses depend on their sense of smell the way we depend on language." according to David Whitaker, PhD, of Middle Tennessee State University,
- As prey animals, it behooves them to be able to detect even the slightest scent of danger on the wind.



Sound

- A horse's hearing is much keener than ours.

Social

- Equines rely on their herd for safety
- Horses are MASTERS at body language

**He already knows you are there - somewhere
- and needs to know you are not a threat.**

Make it easier for him.

Stop, Stand, and Speak with a Smile

WHAT THE RIDER IS CONCERNED ABOUT

- ❖ The rider should assess what the trail user knows and is comfortable with. Then, kindly help the user to do what is safe.
- ❖ The rider has a half ton animal under them with a brain of it's own.
- ❖ The weather is a factor. Windy? Cold? Hot? Raining? Dusty?
- ❖ Is the terrain steep, flat, rocky, muddy, dry, treed, etc?
- ❖ Where will the trail user be safest?
- ❖ Will they listen to me?
- ❖ When in doubt, the rider might dismount.



➤ Riders can practice a lot at home to keep everyone safe.

➤ Even so, none of us can predict every scenario.

Hey! What's happening here? There's a man with a ... over there.



Left picture: Note the horse's language, the dog's attentiveness, the man's hand.


Right picture: So much going on, horse's language – has it changed?



Photos: Christine Vigue and Deirdre Perot (Back Country Horsemen of Pisgah/North Carolina)

Horse of a different color

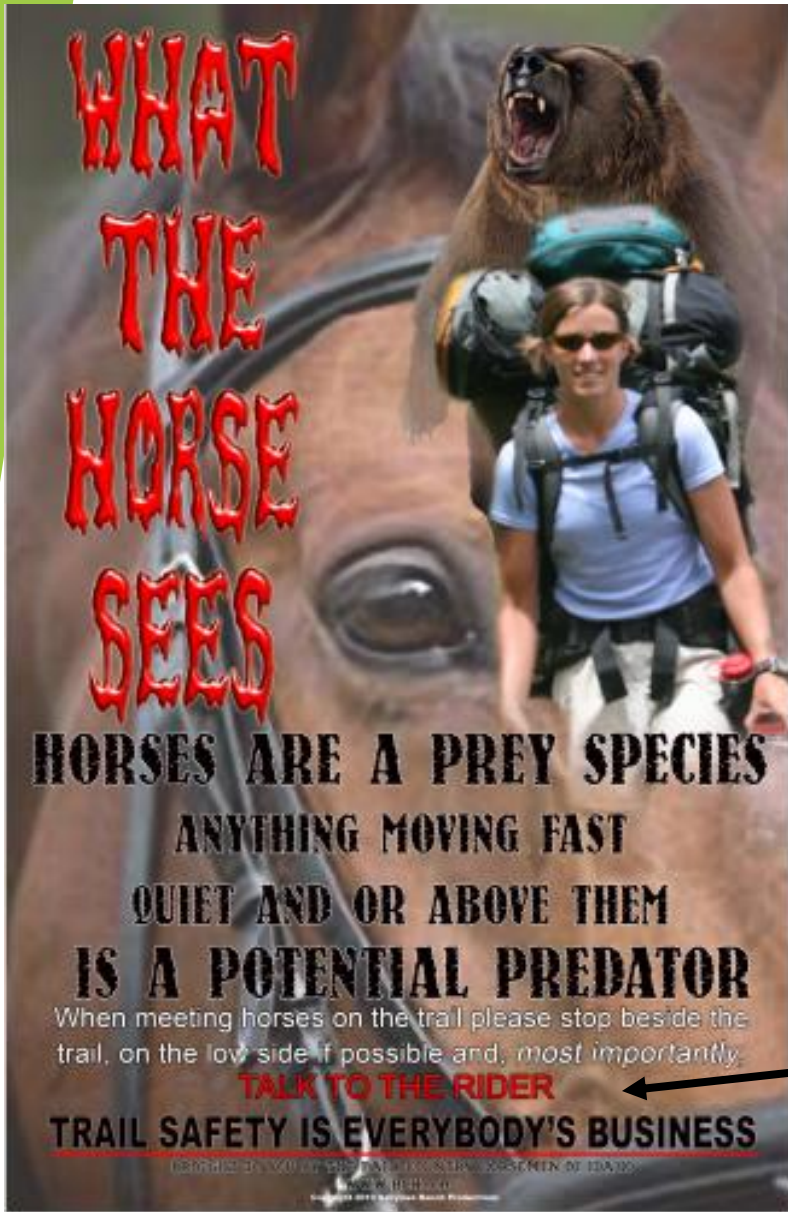
Why?



The Hiker: A Stock Animal's First Impression

- It's Large
- It's Moving
- It Smells Funny
- What Is It?
- Should I Run?!!

**Speak and Stand Aside
Assess the Situation**



Thanks to the BCH in Idaho for the use of this poster. They're free to download.
<http://www.bcha.org/about/resources/displays/>

On The Trail

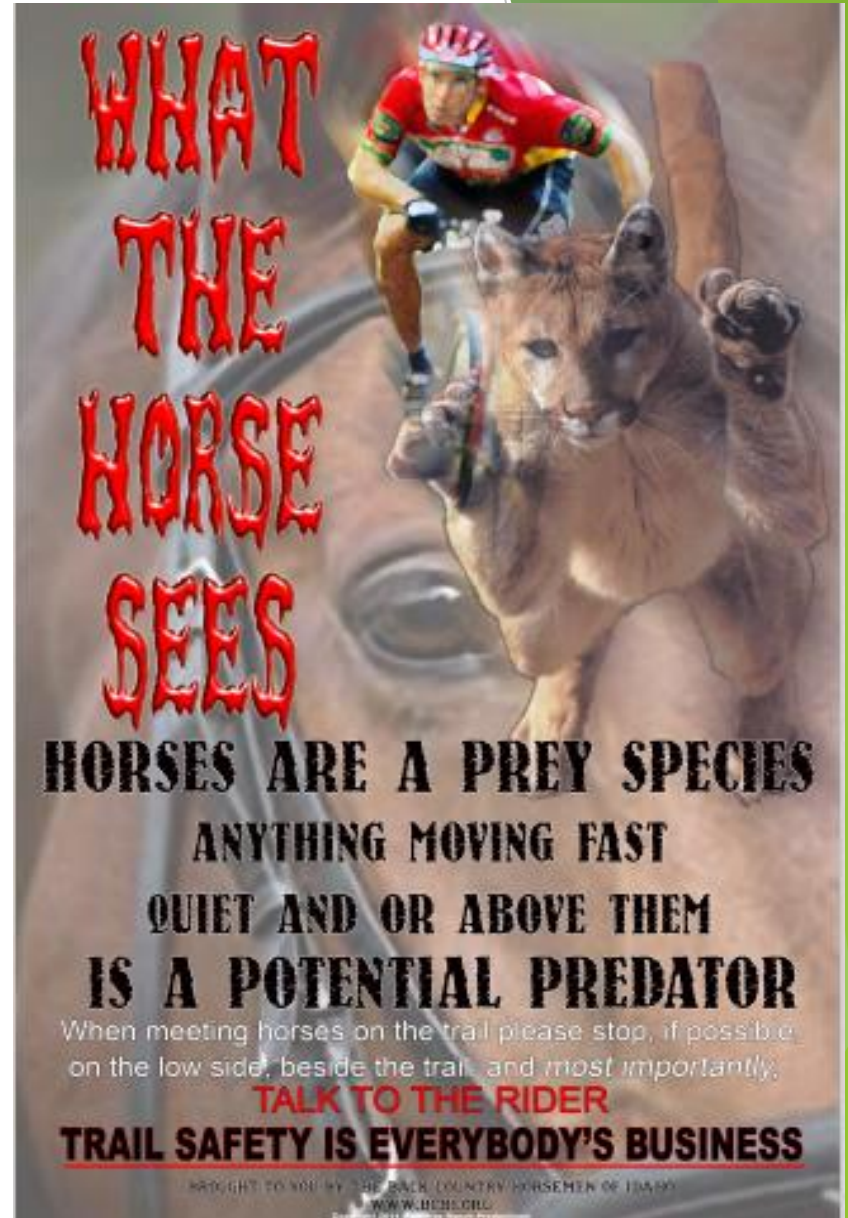
**These hikers
are
Stopped &
Standing
on the
downhill
with
Smiling
Faces**

**The Rider says, “Thank you for standing
aside, enjoy this beautiful day.”**



The Cyclist or ORV On The Move!

- ❖ Slow down on multi use trails for everyone.
- ❖ Stop immediately for others.
- ❖ Move off the trail, downhill if safe.
- ❖ Speak in a clear voice.
- ❖ Remove your helmet if it helps.
- ❖ ORVs turn off your engine.
- ❖ Wait to restart until all clear.



Rider and Cyclist

- This Biker moved to downhill side.
- Rider waves a thank you.
- Horse is attentive, but calm.



Note: Put your most trusted 'steed' in front of the pack. Horse, hiker, cyclist, or ORV! Experience counts.

Meeting In A Tight Spot!

- You come around the corner and see this!
- Speak to the packer or rider.
- Offer to back track to a safe passing place.
- Your courtesy will be appreciated!




The high country can present interesting challenges. Be prepared to let the rider give you instruction on the best place to be safe.

Never hide from them behind a rock or tree. The stock animal knows you're there, they can smell or hear you.



Other Tight Spots

Who's Turning Around?





**Packing Gravel
for Erosion Control**

Dumping the Load



Coming Towards A Blind Corner

Best Tactics for Meeting Other Users

- Always approach a blind corner slowly.
- Announce in a clear, loud voice you are coming.
- It is usually safest for the hiker or cyclist to backtrack.
- If the horse has to turn around, we always turn downhill. Whoa! Scary.



This is not a safe trail for an ORV or a cyclist. All users should check and know what users are allowed on the trail before they go. Take this into consideration and always put safety first.

What You Can Do or Teach Others

3S - Stop, Stand, Speak with a Smile

- ❖ Stop – and then...
- ❖ Stand to the Downhill Side
- ❖ Speak to the Rider and Horse
- ❖ SMILE, RELAX, IT'S OK
- ❖ If the horse seems nervous, ask the rider if there is something you should do.

Additional Help Tactics

Take off your pack, remove your helmet,
Get off your bike, or ask what you can do.
DON'T wear ear buds, please!



HAPPY TRAILS!



Thank You for Participating in 3S - Sharing Trails Safely



**National Wilderness
Stewardship Alliance**

<http://www.wildernessalliance.org/about>


Dave Cantrell, Programs Chair, dave@wildernessalliance.org



Find a chapter near you at: bcha.org/getting-involved/

Randy Rasmussen, Director of Public Lands and Recreation,

BCHA. https://www.bcha.org/blog/staff/randy_rasmussen



Mustangs to the Rescue

@MustangsToTheRescue · Nonprofit Organization

Kate Beardsley kate@mustangstotherescue.org



3S – Sharing Trails Safely

Cate Bendock catebendock@icloud.com 541-761-1849

Presentations for any trail user group, any age.

In person, 'live' with stock, Power Point, Webinars