

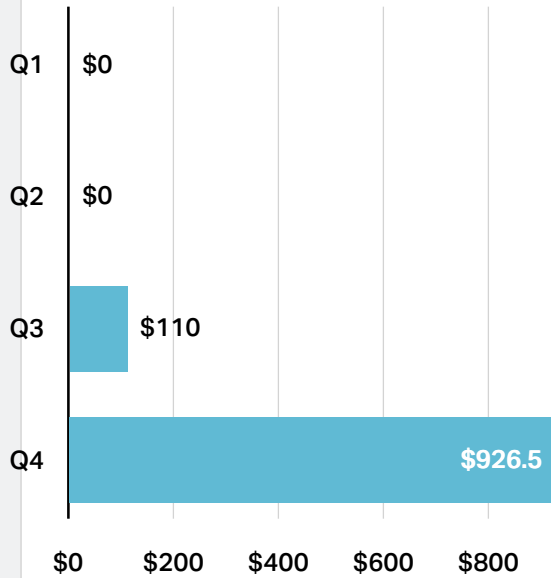
Women's March Canada

2017 Annual Report



2017 ANNUAL REPORT

Total donated

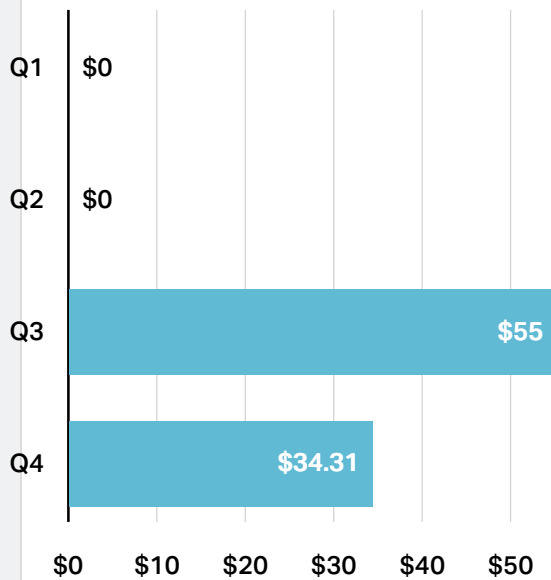


Total (YTD): **\$1,036.50**

Top fundraisers (YTD):

Mary Oko:	\$140.00
Carmen Kirschling:	\$125.00
Kristy O'Leary:	\$120.00
Bev McKibbon:	\$100.00
David Morrison:	\$100.00

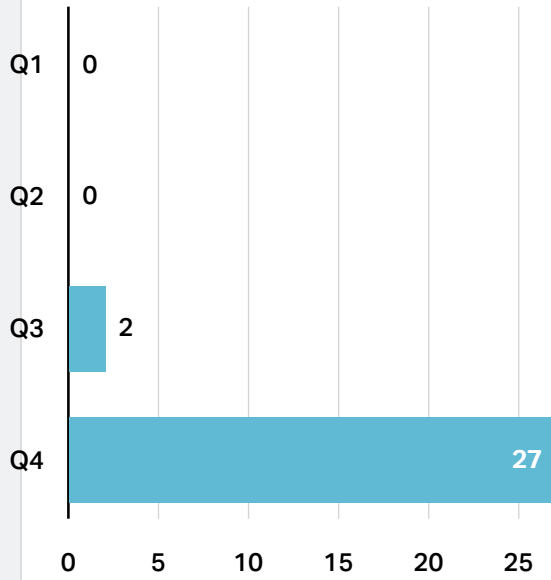
Average donated



Average donation (YTD): **\$35.74**

2017 ANNUAL REPORT

Total number of donations



Total donations (YTD):	29
First time donors (YTD):	17
Total donors (YTD):	17
Largest donation (YTD):	\$100.00

2017 ANNUAL REPORT

Events

Total events held (YTD): 195

Top attended events:

Our first Twitter Chat and it's about Health!: 22
Twitter Chat #7 and it's about representation: 11
40 days of Choice KW: 10

Volunteers (all time)

Total volunteers: 1,057

Social Media (all time)

Total followers: 13,191
Email list size: 11,914
Total retweets: 10,356
Total tweets: 3,863
Total posts: 5,024
Total likes: 13,321