

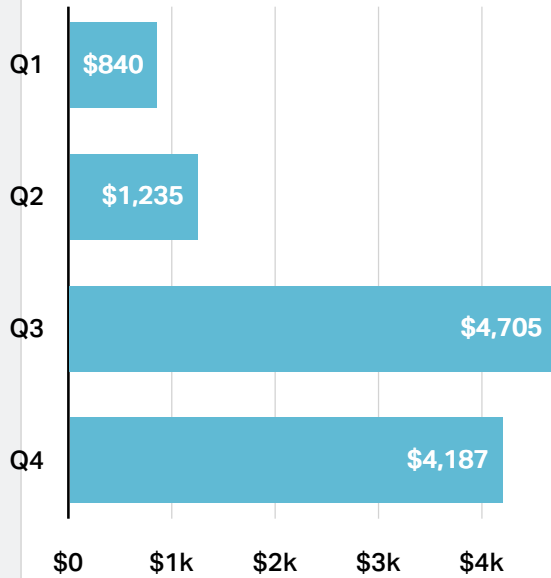
Women's March Canada

2018 Annual Report



2018 ANNUAL REPORT

Total donated

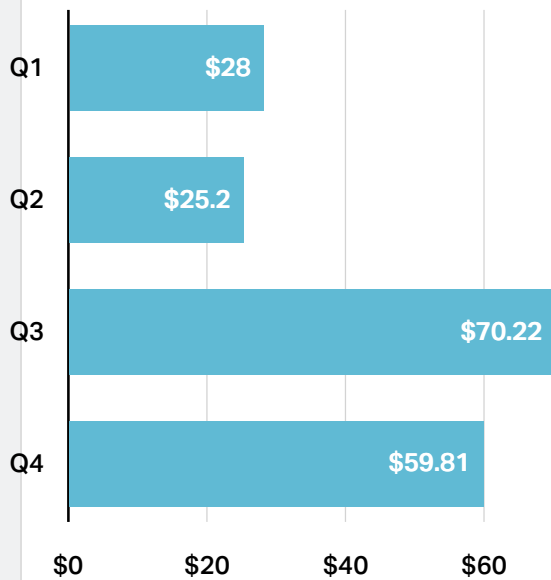


Total (YTD): **\$10,967**

Top fundraisers (YTD):

Ottawa, Ontario:	\$2,813.00
Sara Bingham:	\$1,594.00
Mary Oko:	\$1,250.00
Kat Sark:	\$780.00
Cynthia Fortlage:	\$500.00

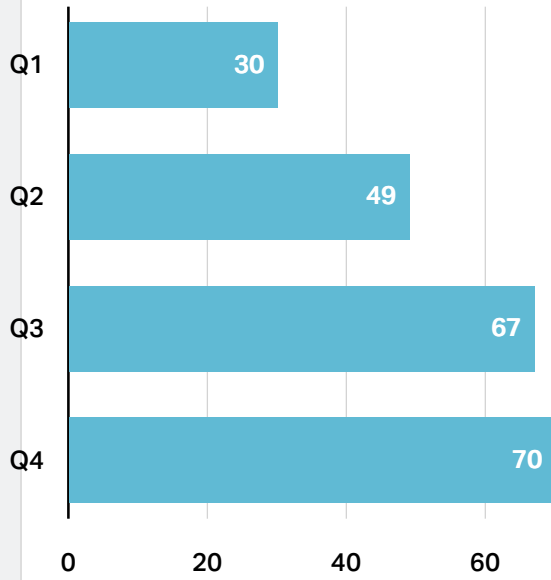
Average donated



Average donation (YTD): **\$50.77**

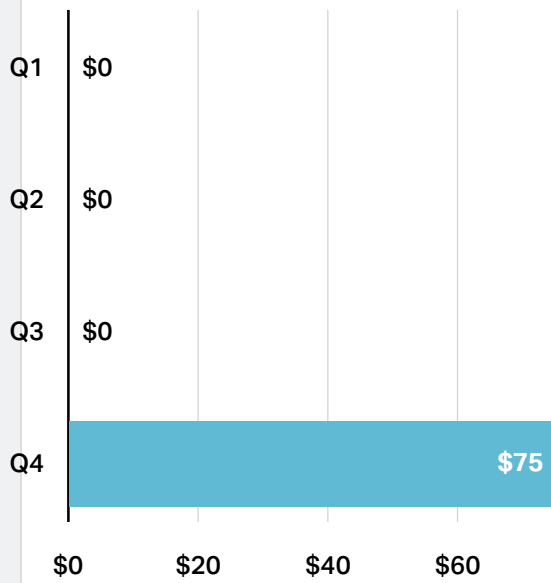
2018 ANNUAL REPORT

Total number of donations



Total donations (YTD):	216
First time donors (YTD):	104
Total donors (YTD):	112
Largest donation (YTD):	\$1,130.00

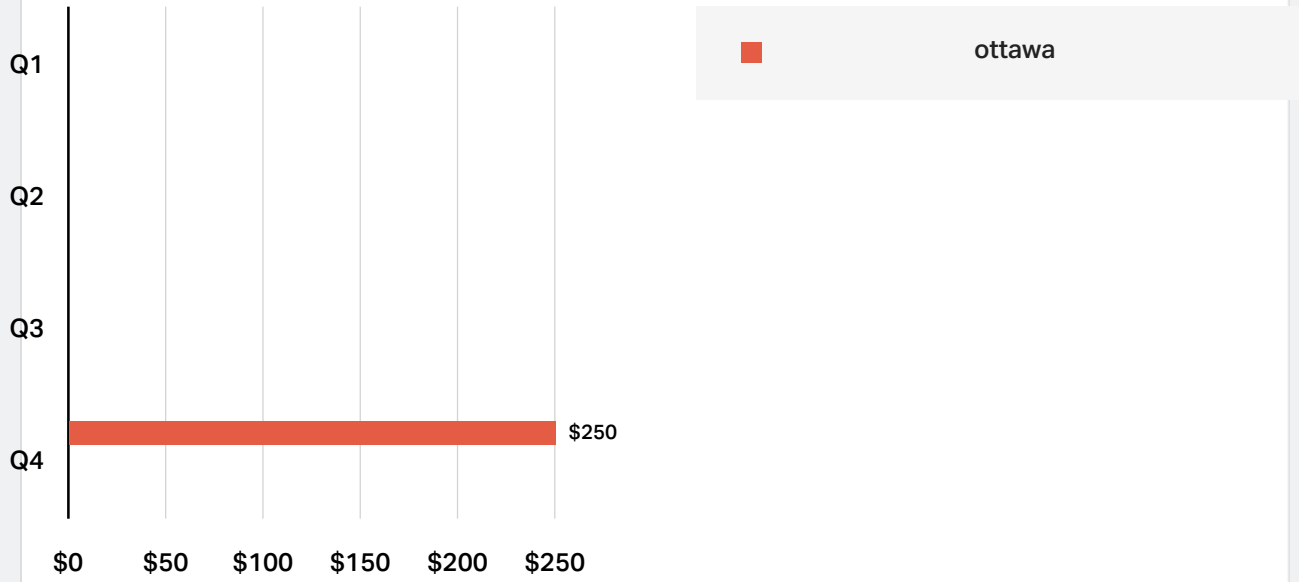
Total pledged



Total pledged donations (YTD):	\$75.00
--------------------------------	---------

2018 ANNUAL REPORT

Top tracking codes



2018 ANNUAL REPORT

Events

Total events held (YTD): 1,198

Top attended events:

Women's March Canada - Ottawa March: 2,153
Toronto: Justice For Tina Fontaine: 2,130
Manif des Femmes Canada - Manif Montréal /...: 1,496

Petition signatures

Total petition signatures (YTD): 10,626

Top petitions by number of signatures:

End Family Separation: 7,198
Restore all provincial funding to Ontario College of Midwives: 2,545
Keep Ontario's Current Sex-Ed Curriculum Petition: 873

Volunteers (all time)

Total volunteers: 1,055

Social Media (all time)

Total followers: 13,191
Email list size: 11,880
Total retweets: 10,352
Total tweets: 3,860
Total posts: 5,024
Total likes: 13,321